

**Report on Evaluation of Virginia's Drug Treatment Courts**

**Prepared for the Virginia General Assembly**

**December 2007**

**TABLE OF CONTENTS**

EXECUTIVE SUMMARY ..... iii

I. DEVELOPMENT OF DRUG TREATMENT COURTS IN VIRGINIA..... 1

II. DEVELOPMENT OF A DRUG TREATMENT COURT EVALUATION MODEL ..... 2

    A. Database Development Initiative..... 2

    B. Collection of Data on Drug Treatment Court Program Operations..... 3

III. 2007 EVALUATION OF VIRGINIA’S DRUG TREATMENT COURTS ..... 4

    A. Workload Data for State-Funded Drug Treatment Courts..... 4

    B. Preliminary Findings on Drug Treatment Court Functioning..... 4

        1. Drug Treatment Court Administration..... 4

        2. Drug Treatment Court Entry and Participation..... 5

        3. Drug Treatment Court Services ..... 6

    C. Measuring the Benefits of Drug Treatment Courts..... 6

CONCLUSION..... 6

APPENDIX

A. General Characteristics of Virginia’s Drug Treatment Courts ..... 8

B. Map of Virginia Drug Treatment Court Programs..... 13

C. Drug Court Database Fields Linked to Evaluation Purposes..... 14

D. Sources of Funding in Virginia’s Drug Treatment Courts by Locality..... 19

E. Summary of 2007 Workload Information for State-Funded Drug Treatment Courts ..... 20

F. Staffing Issues in Virginia’s Drug Treatment Courts..... 21

G. Drug Treatment Court Eligibility Criteria and Referrals..... 22

H. Substance Abuse Treatment and Ancillary Services ..... 23

I. Waiting Lists for Services ..... 25

## EXECUTIVE SUMMARY

In 2004, with the passage of the Drug Treatment Court Act, the General Assembly directed the Office of the Executive Secretary (OES), with the assistance of the State Drug Treatment Court Advisory Committee, to develop a statewide evaluation model and conduct ongoing evaluations of the effectiveness and efficiency of all local drug treatment courts. Va. Code § 18.2-254.1(N). The General Assembly further directed that a report of these evaluations be submitted to the General Assembly annually.

This report summarizes the recent completion of the first two of three phases of development of the statewide evaluation model, including the implementation of an information technology system and a survey of existing drug treatment court program operations. These accomplishments lay the groundwork for the third phase, collecting and analyzing case and program-specific data using a web-based evaluation model. This third phase will apply case and program-specific data to evaluate the effectiveness and efficiency of Virginia's drug treatment courts.

## I. DEVELOPMENT OF DRUG TREATMENT COURTS IN VIRGINIA

Drug treatment courts are specialized court dockets designed to respond to increasing numbers of drug-related court cases. Drug treatment courts focus on what may be considered the root cause of drug-related crime, the drug habit or addiction, through the coordinated efforts of prosecutors, defense counsel, probation officers, law enforcement officers, substance abuse treatment providers, mental health clinicians, and social services staff, to address participants' conduct. These dockets provide an effective alternative to short-term incarceration for certain offenders. Drug treatment court participants may be ordered to undergo substance abuse treatment, mental health treatment, drug testing, and intensive supervised probation -- all in lieu of incarceration or detention -- while appearing regularly before a judge for status hearings.

The five specific goals outlined by the Act for Virginia's drug treatment courts include: 1) reducing drug addiction and drug dependency among offenders; 2) reducing recidivism; 3) reducing drug-related court workloads; 4) increasing personal, familial, and societal accountability among offenders; and 5) promoting effective planning and use of resources among criminal justice system and community agencies. The Drug Treatment Court Act directs the Supreme Court of Virginia to provide administrative oversight for the state's drug treatment courts, including distribution of funds, technical assistance to local courts, training, and program evaluation. Va. Code § 18.2-254.1.

The specific design and structure of Virginia's drug treatment court programs are often a function of local input and resources and reflect the unique strengths, circumstances, capacities and challenges of each local community. Nonetheless, all drug treatment courts, including those operating in Virginia, employ the following core strategies:

- Integration of alcohol and other drug treatment services with justice system case processing;
- Use of a non-adversarial approach in which the prosecutor and defense counsel promote public safety while protecting participants' due process rights;
- Early identification of eligible participants and prompt placement in the drug treatment court program;
- Provision of a continuum of treatment and rehabilitation services related to substance abuse;
- Frequent alcohol and other drug testing;
- Use of a coordinated strategy to guide drug treatment court responses to participants' compliance;
- Ongoing judicial interaction with each drug treatment court participant;
- Monitoring and evaluation to measure the achievement of program goals and to gauge program effectiveness;
- Continuing interdisciplinary education to promote effective drug treatment court planning, implementation and operations; and
- Forging partnerships between drug treatment courts and public agencies and community-based organizations to generate local support and increase the effectiveness of the drug treatment court program.

Currently Virginia has 28 operational drug treatment courts<sup>1</sup> utilizing four different models: adult, juvenile, family, and DUI drug treatment courts. There are 16 adult courts, eight juvenile courts, three family courts, and one DUI court in Virginia. A list of each of these drug treatment courts and a summary of their general characteristics are provided in Appendix A. A map indicating the locations of each court is provided in Appendix B. For more detailed information on each court, individual drug treatment court program profiles are available on Virginia's Judicial System web site.

## II. DEVELOPMENT OF A DRUG TREATMENT COURT EVALUATION MODEL

The statewide evaluation model developed by OES with the assistance of the State Drug Treatment Court Advisory Committee is predicated on acquiring a detailed understanding of how existing drug treatment court programs function and developing an information technology system to support ongoing evaluation. Building a statewide system for evaluating local drug treatment court programs has been undertaken by OES in three stages: (i) development of an information technology system, including an extensive database for collecting case and program-specific, outcome-based data for analysis; (ii) completion of a preliminary research study on drug treatment court program operations; and (iii) ongoing evaluations of the effectiveness and efficiency of the programs by collecting and analyzing case and program-specific data. The first two phases were completed in 2007 to provide an infrastructure for the collection of case and program-specific data to support the ongoing evaluation effort. Having completed the necessary initial research and implementation of the information technology system, OES is now engaged in the third phase of system development, the collection and analysis of case and program-specific data for evaluating the effectiveness and efficiency of Virginia's 28 drug treatment court programs, which will continue in 2008.

### A. Database Development Initiative

In 2006, OES began developing an electronic web-based information technology system, including an extensive database, to support statewide drug treatment court evaluation and case management. The goals of the technology system initiative included:

- Creating a standardized data collection mechanism for local drug treatment court programs;
- Supporting the collection of case management information for local staff;
- Establishing a database of information to support ongoing evaluations of processes and outcomes of local and statewide drug treatment courts;
- Developing a list of terms and definitions to be used in the database to evaluate particular aspects of the performance of drug treatment courts; and
- Increasing capacity to provide timely workload and other statistical reports for local and state decision-makers.

---

<sup>1</sup> While a total of 29 drug treatment courts have been implemented in Virginia, the City of Richmond's family drug treatment court closed effective July 1, 2007. Two pending courts await approval by the General Assembly, including a DUI drug treatment court in Chesterfield County and a juvenile drug treatment court in Franklin County.

The web-based information technology system was implemented in 2007. Since then, OES technology staff has worked with Transformation Systems, Inc. (TSI) consultants to make the database an effective tool for compiling and retrieving information to be used in evaluating the effectiveness and efficiency of Virginia's drug treatment courts. A detailed summary of data fields and drop down menus reflecting the data that will be captured in the database for evaluation purposes is attached at Appendix C.

#### B. Collection of Data on Drug Treatment Court Program Operations

OES contracted with TSI to conduct surveys, site visits and interviews in order to collect data on drug treatment court operations in Virginia in 2007. The wide range of data collected by TSI on drug treatment court programs provided the basis for (i) making preliminary findings on the functioning of the courts; and (ii) developing case-specific and program-specific evaluation criteria to be captured and stored in the database.

TSI employed a variety of data collection techniques, including interviews, surveys, observations, and document review (e.g., of state and local budget and workload information). Surveys were sent via email to all drug treatment court team members. The surveys sought detailed information about procedural aspects of Virginia's drug treatment courts. Drug treatment court coordinators were also asked to review and update their on-line program profiles and reference information that appears on Virginia's Judicial System web site. Each of 28 drug treatment court coordinators completed and returned a survey (sixteen adult program coordinators, eight juvenile program coordinators, three family program coordinators, and one DUI program coordinator). The information collected by TSI is intended to:

- Identify the activities of the local drug treatment court advisory committee and subcommittees;
- Provide current descriptions of local program structures, models, funding sources, and activities;
- Assess the role of the local drug treatment court teams, including level of collaboration, cooperation, and communication among the drug treatment court team members;
- Identify and gauge the use of incentives and sanctions; and
- Identify treatment options provided by local programs.

To supplement the survey responses, TSI evaluators conducted site visits to gather further information about local drug treatment courts and how they function. As part of this process, evaluators interviewed key staff members at 14 of the 28 program sites, including coordinators and judges, about the drug treatment court process. The evaluators also reviewed written procedures and observed staff meetings and court hearings at all 28 of Virginia's drug treatment courts. TSI evaluators also reviewed documents related to operation and funding, reports from the statewide advisory committee and subcommittees, and workload reports provided by the state drug treatment court coordinator.

### III. 2007 EVALUATION OF VIRGINIA'S DRUG TREATMENT COURTS

#### A. Workload Data for State-Funded Drug Treatment Courts

The General Assembly currently provides funds to the Supreme Court of Virginia to administer a total of 14 (10 adult and 4 juvenile) drug treatment court programs in Virginia. See chart of funding sources for all drug treatment courts in Virginia at Appendix D. Workload data for FY 2007 (July 1, 2006 through June 30, 2007) for the 14 state funded programs is presented in the table at Appendix E. This information was retrieved from quarterly reports submitted to the Supreme Court of Virginia. The data was compiled and collected by local program staff. Primary findings include:

- 1,347 participants were served by these 14 drug treatment court programs during the fiscal year reported;
- 971 participants were active in these programs at the end of the fiscal year;
- Terminations exceeded graduations in both juvenile and adult drug treatment court programs.

#### B. Preliminary Findings on Drug Treatment Court Functioning

Based on the information collected by TSI in the 2007 study, including survey responses, preliminary findings on how drug treatment courts are functioning in Virginia can be summarized as follows:

##### 1. Drug Treatment Court Administration

- Budgeting strategies for drug treatment courts in Virginia vary widely, and commonly include a blend of short-term and in-kind funding sources. While such funding strategies may be innovative, the level of staff attention required to arrange funding interferes with their ability to achieve basic program goals, such as stabilizing caseloads and demonstrating long-term effectiveness and sustainability, and negatively impacts hiring and retaining staff.
- Drug treatment court teams report high levels of collaboration and team functioning; however, improved role clarity is needed. Survey responses indicate that drug treatment court teams are working together effectively and are successful at conflict resolution. Nonetheless, information gleaned from interviews with drug treatment court team members suggests that clarification of the authority and responsibilities of each team member would improve the decision-making process and overall effectiveness of some drug treatment courts.
- Use of drug treatment court advisory committees can be beneficial but is inconsistent among existing programs. Survey results suggest that drug treatment court advisory committees play a critical oversight role in most local drug treatment courts; however, several localities reported being unaware of how to use a local advisory committee.

- Training for drug treatment court team members is available on a national and state level and a majority of members report receiving enough training to fulfill their roles except in the treatment of mental health issues involving substance abuse. The two principal areas of training are (i) training on drug treatment court procedures in general; and (ii) training on mental health and substance abuse treatment. All responding judges received general training on drug treatment courts, whereas drug treatment court team members, other than judges, are more likely to have received training on mental health and substance abuse treatment than on drug treatment court operations generally. Judges expressed a desire for more training, whereas DUI drug treatment court team members expressed fewer unmet training needs.
- Staff turnover is *rarely* a problem in family and in DUI drug treatment courts -- the former being least likely to have dedicated staff and the latter, most likely to have dedicated team members who work exclusively in the drug treatment court. In adult and juvenile courts, approximately 40% of coordinators indicate that staff turnover is *sometimes* a problem. Among adult drug treatment courts, 50% of the team members work exclusively in that court. Of those not in a dedicated position, the majority spend less than 8 hours per week meeting their responsibilities as a drug treatment court team member. Responses from drug treatment court team members and coordinators to questions about staffing concerns are noted in the table at Appendix F.

## 2. Drug Treatment Court Entry and Participation

- Various referral mechanisms allow for entry into drug treatment courts depending on the court model, but overly restrictive eligibility criteria may limit entry, especially into adult and juvenile drug treatment courts. See Appendix G. All offenders with DUI convictions in the applicable jurisdiction are ordered into DUI drug treatment court as a condition of participation in the Virginia Alcohol Safety Action Program, whereas adult and juvenile offenders and family drug treatment court participants may be referred by a judge, an attorney for the defendant or the Commonwealth, social services, or court services unit staff (juveniles only).
- Survey responses and information collected in 2007 indicate that generally, coordinators are satisfied with assessment processes for identifying prospective participants who are clinically indicated for intensive substance abuse intervention. The majority of coordinators in adult courts reported they were *very satisfied* with their assessment processes and none report being *not very satisfied*. One-fourth to one-third of juvenile and family drug treatment court coordinators report only moderate satisfaction with their processes and one-fourth of juvenile drug treatment court coordinators report lack of screening for co-occurring disorders, despite a high percentage of juvenile participants with dual diagnoses. This gate-keeping function includes screening for dual diagnoses in a majority of courts and a formal substance abuse diagnosis in most courts, except in 20 and 33 percent of adult and family courts, respectively. An offender may be excluded for a less severe substance abuse problem, or for a serious mental health disorder or cognitive disability.

- The use of sanctions and incentives by drug treatment courts could be improved. Survey results indicate that the majority of drug treatment court team members rate their court as being only “somewhat effective” at dispensing sanctions.

### 3. Drug Treatment Court Services

- Some drug treatment courts experience challenges securing treatment services that meet participant needs. Ready availability of appropriate substance abuse treatment and ancillary services is pivotal to the success of a drug treatment court, but such services are not uniformly available in all areas of the state and placement in long-term residential treatment is reported by many coordinators to be difficult to accomplish due, in part, to lack of availability. By contrast, short-term residential services are available to most drug treatment court participants. Most adult (81%) and juvenile (75%) drug treatment courts utilize dedicated service providers (providers who serve only drug treatment court participants), whereas family and DUI courts do not. See table at Appendix H.
- A high percentage of drug treatment court participants have a dual diagnosis, but the treatment of drug treatment court participants with co-occurring disorders appears to be problematic across all drug treatment court types, except family drug treatment courts. A large majority of drug treatment courts offer services for participants with co-occurring disorders, but over 50% of coordinators rate their drug treatment court program as being only *somewhat effective* at treating participants with co-occurring disorders, suggesting that there may be a need to enhance services for participants with multiple disorders. See table at Appendix H.
- Most drug treatment court coordinators indicate that delivery of treatment services to participants is not delayed by waiting lists, except as reported by family drug treatment courts, where two-thirds of coordinators indicate participants are *often* or *sometimes* put on waiting lists. Delayed entry into treatment may impede a participant’s ability to progress through the program’s phases. See table at Appendix I.

### C. Measuring the Benefits of Drug Treatment Courts

According to responding drug treatment court staff, the benefits cited include the following: reductions in recidivism resulting in enhanced public safety; potential cost savings from less frequent incarceration of drug treatment court participants; increased productivity (including employment, payment of fees, fines, costs, child support, and taxes) of drug treatment court participants; improved collaboration among agencies; increased community awareness of substance abuse and related issues; and better access to treatment services for substance abusing offenders. The collection of case and program-specific data will enable OES to more accurately assess these benefits.

## CONCLUSION

In 2008, the Office of the Executive Secretary will use the electronic web-based information technology system completed in 2007, in conjunction with the information collected

by TSI, to complete a more detailed, conclusive and outcome-based statewide evaluation of drug treatment programs in all 28 drug treatment courts in Virginia. This evaluation will enable OES to assess the performance of Virginia's drug treatment courts in relation to the specific goals outlined by the General Assembly in the Drug Treatment Court Act.

## Appendix A

<b>General Characteristics of Virginia's Drug Treatment Courts</b>					
<b>Locality</b>	<b>Court Model</b>	<b>Date Established</b>	<b>Total Program Capacity</b>	<b>Reported Program Revisions in Past Year</b>	<b>Drug treatment court Team Members</b>
Charlottesville/ Albemarle	Adult	July 1997	50-60	No changes reported	<ul style="list-style-type: none"> <li>• DTC Coordinator</li> <li>• Judge</li> <li>• Commonwealth Attorney</li> <li>• Public Defender</li> <li>• Treatment Provider</li> <li>• Case Manager</li> <li>• Administrative Assistant</li> </ul>
Chesapeake	Adult	August 2005	5	No changes reported	<ul style="list-style-type: none"> <li>• DTC Coordinator</li> <li>• Judge</li> <li>• Commonwealth Attorney</li> <li>• Treatment Provider</li> <li>• Probation Officer</li> <li>• Director</li> <li>• Client Advocate</li> <li>• Case Manager</li> <li>• Sentencing Advocate</li> <li>• Vocational Rehabilitation Counselor</li> </ul>
Chesterfield County/Colonial Heights	Adult	September 2000	65	Expanded eligibility criteria; revised program requirements	<ul style="list-style-type: none"> <li>• DTC Coordinator</li> <li>• Judge</li> <li>• Commonwealth Attorney</li> <li>• Defense Attorney</li> <li>• Treatment Provider</li> <li>• Probation Officer</li> </ul>
Hampton	Adult	February 2003	60	Revised aftercare component	<ul style="list-style-type: none"> <li>• DTC Coordinator</li> <li>• Judge</li> <li>• Commonwealth Attorney</li> <li>• Public Defender</li> <li>• Probation Officer</li> <li>• Treatment Provider</li> <li>• Case Manager</li> </ul>
Henrico County	Adult	January 2003	No maximum capacity	No changes reported	<ul style="list-style-type: none"> <li>• DTC Coordinator</li> <li>• Judge</li> <li>• Commonwealth Attorney</li> <li>• Treatment Provider</li> <li>• State Probation Officer</li> <li>• Local Probation Officer</li> <li>• Sheriff's Deputy</li> <li>• Administrative Assistant</li> </ul>
Hopewell/Prince George County	Adult	September 2002	15-20	Revised fee schedule for participants; added aftercare component	<ul style="list-style-type: none"> <li>• DTC Coordinator</li> <li>• Judge</li> <li>• Commonwealth Attorney</li> <li>• Defense Attorney</li> <li>• Treatment Provider</li> <li>• Probation Officer</li> <li>• Sheriff's Deputy</li> </ul>
Loudoun County	Adult	June 2004	20	Capacity increased from 10 to 20; expanded	<ul style="list-style-type: none"> <li>• DTC Coordinator</li> <li>• Judge</li> <li>• Treatment Provider</li> <li>• MH/SAS Director</li> </ul>

### General Characteristics of Virginia's Drug Treatment Courts

Locality	Court Model	Date Established	Total Program Capacity	Reported Program Revisions in Past Year	Drug treatment court Team Members
				eligibility criteria	<ul style="list-style-type: none"> <li>• Assistant Commonwealth Attorney</li> <li>• Defense Attorney</li> <li>• Probation Officer</li> <li>• Sheriff's Deputy</li> <li>• SAS Director</li> <li>• Case Manager</li> </ul>
Newport News	Adult	November 1998	55	Revised program requirements	<ul style="list-style-type: none"> <li>• DTC Coordinator</li> <li>• Judge</li> <li>• Commonwealth Attorney</li> <li>• Public Defender</li> <li>• Treatment Provider</li> <li>• Probation Officer</li> <li>• Case Manager</li> <li>• Clinical Supervisor</li> <li>• Secretary</li> </ul>
Norfolk	Adult	November 1998	50	No changes reported	<ul style="list-style-type: none"> <li>• DTC Coordinator</li> <li>• Judge</li> <li>• Commonwealth Attorney</li> <li>• Probation Officer</li> <li>• Treatment Provider</li> </ul>
Portsmouth	Adult	January 2001	75	No changes reported	<ul style="list-style-type: none"> <li>• DTC Coordinator</li> <li>• Judge</li> <li>• Commonwealth Attorney</li> <li>• Public Defender</li> <li>• Treatment Provider</li> <li>• Probation Officer</li> <li>• Case Manager</li> <li>• Sheriff's Deputy</li> <li>• Legal Secretary</li> </ul>
Rappahannock Regional	Adult	October 1998	75	Capacity increased from 60 to 75	<ul style="list-style-type: none"> <li>• DTC Coordinator</li> <li>• Judge</li> <li>• Commonwealth Attorney</li> <li>• Public Defender</li> <li>• Treatment Provider</li> <li>• Probation Officer</li> <li>• Surveillance Officer</li> <li>• Case Manager</li> <li>• Administrative Assistant</li> </ul>
Richmond City	Adult	March 1998	75-100	No changes reported	<ul style="list-style-type: none"> <li>• DTC Coordinator</li> <li>• Judge</li> <li>• Assistant Commonwealth Attorney</li> <li>• Public Defender</li> <li>• Probation Officer</li> <li>• Treatment Provider</li> <li>• Sentencing Advocate</li> <li>• Case Evaluator</li> </ul>
Roanoke	Adult	September	80	Added graduation	<ul style="list-style-type: none"> <li>• DTC Coordinator</li> <li>• Surveillance Officer</li> </ul>

### General Characteristics of Virginia's Drug Treatment Courts

Locality	Court Model	Date Established	Total Program Capacity	Reported Program Revisions in Past Year	Drug treatment court Team Members
City/Salem City/Roanoke County		1995		requirement of 100 community service hours	<ul style="list-style-type: none"> <li style="width: 50%;">• Judge</li> <li style="width: 50%;">• Support Services</li> <li style="width: 50%;">• Treatment Provider</li> <li style="width: 50%;">• Community Corrections</li> <li style="width: 50%;">• Probation Officer</li> <li style="width: 50%;">• GED Teacher</li> <li style="width: 50%;">• Parole Officer</li> </ul>
Staunton	Adult	July 2002	20	Restricted eligibility criteria; revised program requirements	<ul style="list-style-type: none"> <li style="width: 50%;">• DTC Coordinator</li> <li style="width: 50%;">• Probation Officer</li> <li style="width: 50%;">• Judge</li> <li style="width: 50%;">• Treatment Provider</li> <li style="width: 50%;">• Commonwealth Attorney</li> <li style="width: 50%;">• Director</li> <li style="width: 50%;">• Public Defender</li> <li style="width: 50%;">• Sheriff's Deputy</li> </ul>
Suffolk	Adult	April 2004	40	No changes reported	<ul style="list-style-type: none"> <li style="width: 50%;">• DTC Coordinator</li> <li style="width: 50%;">• Treatment Provider</li> <li style="width: 50%;">• Judge</li> <li style="width: 50%;">• Probation Officer</li> <li style="width: 50%;">• Commonwealth Attorney</li> <li style="width: 50%;">• Jail Staff</li> <li style="width: 50%;">• Public Defender</li> </ul>
Tazewell County	Adult	February 2005	15	No changes reported	<ul style="list-style-type: none"> <li style="width: 50%;">• DTC Coordinator</li> <li style="width: 50%;">• Defense Attorney</li> <li style="width: 50%;">• Judge</li> <li style="width: 50%;">• Treatment Provider</li> <li style="width: 50%;">• Commonwealth Attorney</li> <li style="width: 50%;">• Probation Officer</li> </ul>
Chesterfield County	Juvenile	January 2003	25	No changes reported	<ul style="list-style-type: none"> <li style="width: 50%;">• DTC Coordinator</li> <li style="width: 50%;">• Police Officer</li> <li style="width: 50%;">• Judge</li> <li style="width: 50%;">• Treatment Provider</li> <li style="width: 50%;">• Deputy Commonwealth Attorney</li> <li style="width: 50%;">• Public School Representative</li> <li style="width: 50%;">• Member of Private Bar</li> <li style="width: 50%;">• Community Supervision</li> <li style="width: 50%;">• Administrative Assistant</li> </ul>
Fairfax County	Juvenile	May 2003	12	No changes reported	<ul style="list-style-type: none"> <li style="width: 50%;">• DTC Coordinator</li> <li style="width: 50%;">• Treatment Provider</li> <li style="width: 50%;">• Judge</li> <li style="width: 50%;">• Probation Officer</li> <li style="width: 50%;">• Public Defender</li> <li style="width: 50%;">• School Representative</li> </ul>
Hanover County	Juvenile	May 2003	15	Revised program requirements	<ul style="list-style-type: none"> <li style="width: 50%;">• DTC Coordinator</li> <li style="width: 50%;">• Probation Officer</li> <li style="width: 50%;">• Judge</li> <li style="width: 50%;">• Clinical Supervisor</li> <li style="width: 50%;">• Commonwealth Attorney</li> <li style="width: 50%;">• CSU Supervisor</li> <li style="width: 50%;">• Defense Attorney</li> <li style="width: 50%;">• School Social Worker</li> <li style="width: 50%;">• Treatment Provider</li> <li style="width: 50%;">• Community Services Board</li> </ul>
Newport News	Juvenile	March 2002	25	Reduced upper age limit	<ul style="list-style-type: none"> <li style="width: 50%;">• Case Manager</li> <li style="width: 50%;">• Probation Officer</li> </ul>

### General Characteristics of Virginia's Drug Treatment Courts

Locality	Court Model	Date Established	Total Program Capacity	Reported Program Revisions in Past Year	Drug treatment court Team Members
				from 18 to 17	<ul style="list-style-type: none"> <li>• Judge</li> <li>• Commonwealth Attorney</li> <li>• Public Defender</li> <li>• Treatment Provider</li> <li>• Director</li> <li>• School Representative</li> </ul>
Prince William County	Juvenile	February 2004	12	Revised program requirements	<ul style="list-style-type: none"> <li>• DTC Coordinator</li> <li>• Judge</li> <li>• Commonwealth Attorney</li> <li>• Defense Attorney</li> <li>• Treatment Provider</li> <li>• Probation Officer</li> </ul>
Rappahannock Regional	Juvenile	October 1998	20	Revised eligibility criteria	<ul style="list-style-type: none"> <li>• DTC Coordinator</li> <li>• Judge</li> <li>• Commonwealth Attorney</li> <li>• Public Defender</li> <li>• Treatment Provider</li> <li>• Probation Officer</li> <li>• Surveillance Officer</li> <li>• Treatment Supervisor</li> <li>• Administrative Assistant</li> </ul>
Richmond City	Juvenile	July 1999	14	Capacity decreased from 16 to 14	<ul style="list-style-type: none"> <li>• DTC Coordinator</li> <li>• Judge</li> <li>• Commonwealth Attorney</li> <li>• Probation Officer</li> <li>• Treatment Provider</li> <li>• Community Monitor</li> <li>• Sentencing Advocate</li> <li>• Program Manager</li> </ul>
30 <sup>th</sup> District (Lee, Scott, and Wise Counties)	Juvenile	April 2002	At least 20 (no formal capacity)	No changes reported	<ul style="list-style-type: none"> <li>• DTC Coordinator</li> <li>• Judge</li> <li>• Treatment Provider</li> <li>• Probation Officer</li> <li>• Detention Outreach</li> <li>• School Official</li> <li>• Department of Social Services</li> <li>• School Psychologist</li> <li>• School Nurse</li> </ul>
Alexandria	Family	September 2001	15	No changes reported	<ul style="list-style-type: none"> <li>• DTC Coordinator</li> <li>• Judge</li> <li>• City Attorney</li> <li>• CASA Case Supervisor</li> <li>• Department of Social Services Supervisor</li> <li>• Department of Social Services Social Worker</li> <li>• School Social Worker</li> <li>• Community Services Board Youth &amp; Family</li> <li>• Community Services Board SA Outpatient</li> </ul>
Charlottesville/ Albemarle County	Family	July 2002	15	No changes reported	<ul style="list-style-type: none"> <li>• DTC Coordinator</li> <li>• Judge</li> <li>• Assistant City</li> <li>• Department of Social Services</li> <li>• Treatment Provider</li> <li>• CASA</li> </ul>






**General Characteristics of Virginia's Drug Treatment Courts**

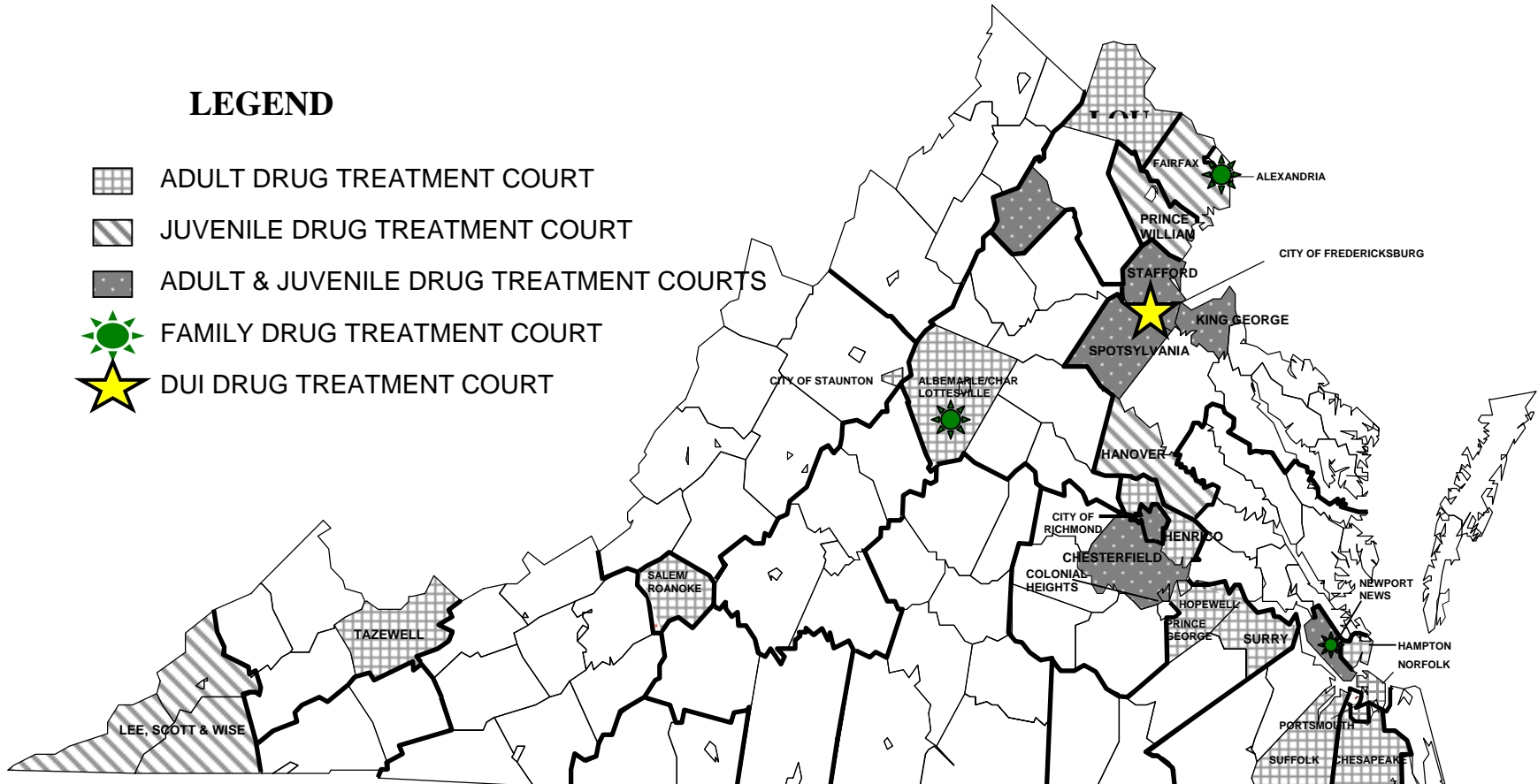
<b>Locality</b>	<b>Court Model</b>	<b>Date Established</b>	<b>Total Program Capacity</b>	<b>Reported Program Revisions in Past Year</b>	<b>Drug treatment court Team Members</b>
					Attorney
Newport News	Family	July 2006	20	Revised eligibility criteria	<ul style="list-style-type: none"> <li>• DTC Coordinator</li> <li>• Judge</li> <li>• Assistant City Attorney</li> <li>• Treatment Provider</li> <li>• Parent Attorney Representative</li> <li>• Guardian Ad Litem</li> <li>• CASA Program Coordinator</li> <li>• CASA Volunteer</li> <li>• Project LINK</li> <li>• Parent Education – Department of Human Services</li> </ul>
Fredericksburg Regional	DUI	1999	300 or more	No reported changes	<ul style="list-style-type: none"> <li>• DTC Coordinator</li> <li>• Judge</li> <li>• Commonwealth Attorney</li> <li>• Defense Attorney</li> <li>• Treatment Provider</li> <li>• Case Manager</li> </ul>

## Appendix B

### Map of Virginia Drug Treatment Court Programs

#### LEGEND

-  ADULT DRUG TREATMENT COURT
-  JUVENILE DRUG TREATMENT COURT
-  ADULT & JUVENILE DRUG TREATMENT COURTS
-  FAMILY DRUG TREATMENT COURT
-  DUI DRUG TREATMENT COURT



## Appendix C

Evaluation Purpose	Database Field/Tab
<p>(1) to provide descriptions of local program structures, models, funding sources, and activities</p>	<ul style="list-style-type: none"> <li>• <b>Compliance Tab – Compliance Requirements</b> Allows us to track and compare the phase requirements during each phase throughout all of the localities. We will be able to compare the intensity of the supervision and treatment requirements, as well as the types of treatment provided (i.e., individual, family, etc.).</li> <li>• <b>Fees Tab – Fee Type</b> This field allows us to track the amount of money participants are putting into the Drug treatment court program, as well as other fees including court fees &amp; fines, drug testing fees, treatment fees and electronic monitoring fees.</li> <li>• <b>Case Management – Restitution</b> This field allows us to track the amount of restitution ordered to the participant, as well as the date the participant contributed to the restitution, the type of payment and the amount paid.</li> </ul>
<p>(2) to describe the characteristics (e.g., demographics, offense history, substance abuse history) of adults who are referred to drug treatment court programs statewide, including appropriateness of and ability to serve the target population;</p>	<ul style="list-style-type: none"> <li>• <b>Assessment Tab – Incarcerated</b> This field allows us to track whether or not the person is incarcerated at the time of assessment.</li> <li>• <b>Assessment Tab – Eligible for Drug treatment court</b> This field allows us to track common reasons why people are not eligible for drug treatment court.</li> <li>• <b>Assessment Tab – Willing to Participate</b> This field allows us to track common reasons why people are not willing to participate in drug treatment court.</li> <li>• <b>Assessment Tab – Total Felony Arrests &amp; Convictions</b> This field allows us to track previous criminal activity.</li> <li>• <b>Assessment Tab – Total Misdemeanor Arrests &amp; Convictions</b> This field allows us to track previous criminal activity.</li> <li>• <b>Assessment Tab – Health Status Questions</b> This field allows us to track health characteristics of people who are referred into the drug treatment court program.</li> <li>• <b>Assessment Tab – Drug History Questions</b> This field allows us to track substance abuse history of people who are referred into the drug treatment court program.</li> <li>• <b>Assessment Tab – Mental Health Questions</b> This field allows us to track mental health characteristics of people who are referred into the drug treatment court program.</li> <li>• <b>Drug History Tab</b> This field allows us to track the person’s drug history, including intensity and severity of drug use.</li> </ul>

Evaluation Purpose	Database Field/Tab
	<ul style="list-style-type: none"> <li>• <b>Diagnosis Tab</b> This field allows us to track any psychiatric or psychological diagnoses that may affect the person’s behavior.</li> <li>• <b>Goals Tab</b> This tab directs users to a link to complete the Progress Assessment Form, which includes a number of characteristics to assess, including employment, education, mental health, social support, housing, physical health, and family relationships.</li> <li>• <b>Referral Tab</b> This tab collects information on all people referred to the drug treatment court program, including referring locality, instant offense/petition, employment status, education level, school status, marital status, license status, housing status, and recent housing.</li> </ul>
(3) to examine program admission procedures and policies, including timelines;	<ul style="list-style-type: none"> <li>• <b>Assessment Tab – Date Assessed &amp; Date Accepted</b> This will provide us with timeline data.</li> <li>• <b>Assessment Tab – Eligible for Drug treatment court</b> This field allows us to track common reasons why people are ineligible for drug treatment court.</li> <li>• <b>Assessment Tab – Willing to Participate</b> This field allows us to track common reasons why people are not willing to participate in drug treatment court.</li> <li>• <b>Case Management Tab – Phase</b> This field allows us to track the start and end dates for phases.</li> <li>• <b>Referral Tab – Key Dates</b> This will provide us with timeline data.</li> <li>• <b>Compliance Tab – Compliance Requirements &amp; Observations</b> Allows us to track and compare the phase requirements during each phase throughout all of the localities. We will be able to compare the intensity of the supervision and treatment requirements, as well as the types of treatment provided (i.e., individual, family, etc.). We are also able to compare actual phase requirements with the actual participant behavior, for example if the phase requires 3 AA/NA meetings weekly, but the participant only attends 1 AA/NA meeting, we will be able to see that.</li> </ul>
(4) to develop anonymous case studies which articulate the stories of representative drug treatment court participants;	<ul style="list-style-type: none"> <li>• <b>Goals Tab</b> This tab directs users to a link to complete the Progress Assessment Form, which includes a number of characteristics to assess, including employment, education, mental health, social support, housing, physical health, and family relationships.</li> <li>• <b>Compliance Tab – Compliance Requirements &amp; Observations</b> This tab will allow us to link the Progress Assessment Form with compliance and participation in the</li> </ul>

Evaluation Purpose	Database Field/Tab
	<p>program. We may want to compare, for example, the severity of previous substance abuse with overall compliance in the phases.</p>
<p>(5) to review program capacities, as well as participation and graduation rates;</p>	<ul style="list-style-type: none"> <li>• <b>Case Management Tab – Current Status Tab</b> This field allows us to track whether participants are active, completed drug treatment court, under supervision only, absconded, incarcerated, residential, or on administrated probation. We are able to track start and end dates as well, which will help track program capacities and types of participants currently in the program.</li> <li>• <b>Case Management Tab – Completion Type</b> This field allows us to track the type of completion, either successful or unsuccessful, for each participant. This field will be able to track the number of successful completions.</li> <li>• <b>Case Management Tab – Completion Date and Graduation Date</b> These fields allow us to track program lengths and helps track graduation rate.</li> </ul>
<p>(6) to review alignment of local program design with science-based principles of reinforcement and punishment;</p>	<ul style="list-style-type: none"> <li>• <b>Case Management Tab – Sanctions</b> This field will allow us to track the types of sanctions given, the reason for the sanction, the date the sanction was given and the date the sanction was completed. This information can then be compared to science-based principles of reinforcement and punishment.</li> <li>• <b>Case Management Tab – Incentives</b> This field will allow us to track the types of incentives given, the reason for the incentive, and the date the incentive was given. This information can then be compared to science-based principles of reinforcement and punishment.</li> <li>• <b>Case Management Tab – Community Service</b> This field will allow us to track the types of community service given, the date the community service was given, and the amount earned or hours worked. This information can then be compared to science-based principles of reinforcement and punishment.</li> </ul>
<p>(7) to assess professional reactions to the drug treatment court programs, including implementation obstacles, successful practices, and developmental and legislative recommendations;</p>	<ul style="list-style-type: none"> <li>• <b>No applicable fields – data being collected via other means</b></li> </ul>
<p>(8) to examine client compliance with court and program requirements;</p>	<ul style="list-style-type: none"> <li>• <b>Compliance Tab – Compliance Requirements</b> Allows us to track and compare the phase requirements during each phase throughout all of the localities. We will be able to compare the intensity of the supervision and treatment requirements, as well as the types of treatment provided (i.e., individual, family, etc.). We are also able to compare actual phase requirements with the actual participant behavior, for example if the phase requires 3</li> </ul>

Evaluation Purpose	Database Field/Tab
	<p>AA/NA meetings weekly, but the participant only attends 1 AA/NA meeting, we will be able to see that.</p> <ul style="list-style-type: none"> <li>• <b>Case Management – Restitution</b> This field allows us to track the amount of restitution ordered to the participant, as well as the date the participant contributed to the restitution, the type of payment and the amount paid.</li> </ul>
(9) to examine treatment services provided by programs, including alignment with treatment needs and length of retention in treatment;	<ul style="list-style-type: none"> <li>• <b>Compliance Tab – Compliance Requirements</b> This field will also allow us to track the types of treatment services provided, including treatment groups, individual therapy, family therapy, and support groups. This field can track the intensity of these services throughout the phases for each program.</li> </ul>
(10) to analyze the procedures for conducting drug testing;	<ul style="list-style-type: none"> <li>• <b>Compliance Tab – Compliance Requirements</b> This field will allow us to compare the number of drug tests required for each phase with the number of drug tests actually performed. This will be a key piece of analyzing the drug testing procedures and the courts compliance with the procedures.</li> </ul>
(11) to examine characteristics of adults who successfully and unsuccessfully complete drug treatment court programs;	<ul style="list-style-type: none"> <li>• <b>Goals Tab</b> This tab directs users to a link to complete the Progress Assessment Form, which includes a number of characteristics to assess, including employment, education, mental health, social support, housing, physical health, and family relationships. This form is completed at termination from drug treatment court, either successful or unsuccessful, and can be used as part of the analysis in examining characteristics of people who successfully and unsuccessfully complete drug treatment court.</li> </ul>
(12) to examine re-offense patterns for adults during drug treatment court participation and after graduation;	<ul style="list-style-type: none"> <li>• <b>Arrest Tab</b> This tab will allow us to track all new arrests while in the program, including the date of the arrest, the offense, court date, whether or not the person was convicted, and what they were convicted of.</li> </ul>
(13) to examine recovery progress (e.g., length of sobriety) for adults during drug treatment court participation and after graduation;	<ul style="list-style-type: none"> <li>• <b>View Tab</b> This tab allows us to view information about the participant. It is where we can view the number of days in the program, the number of clean days, and the longest number of days clean.</li> <li>• <b>Drug Test Tab</b> This tab will provide information on drug testing throughout the program, including the date of the test, positive or negative status, blood alcohol level if appropriate, number of drugs tested for, and the specific drug that tested positive.</li> </ul>
(14) to assess program impact on key outcomes measures (e.g., reduced recidivism) as compared to similar offenders that do not receive drug treatment court services;	<ul style="list-style-type: none"> <li>• <b>Assessment Tab – Eligible for Drug treatment court &amp; Willing to Participate</b> These fields may provide some information on possible comparison groups when conducting the outcome analysis.</li> <li>• <b>Goals Tab</b> This tab may provide some information on possible comparison groups when conducting the outcome analysis.</li> </ul>

Evaluation Purpose	Database Field/Tab
	<ul style="list-style-type: none"> <li>• <b>Drug Test Tab</b> This tab will provide information on drug testing throughout the program, including the date of the test, positive or negative status, blood alcohol level if appropriate, number of drugs tested for, and the specific drug that tested positive.</li> </ul>
(15) to collect feedback from offenders about their experiences as drug treatment court participants;	<ul style="list-style-type: none"> <li>• <b>Goals Tab</b> This information will be useful in analyzing progress throughout the program, and status at the termination of drug treatment court.</li> </ul>
(16) to assess the degree to which programs have achieved program and legislative goals;	<ul style="list-style-type: none"> <li>• <b>Compliance Tab – Compliance Requirements</b> Courts will be able to review this data to compare their program requirements with actual program compliance.</li> <li>• <b>Drug Test Tab</b> This tab will provide information on drug testing throughout the program, including the date of the test, positive or negative status, blood alcohol level if appropriate, number of drugs tested for, and the specific drug that tested positive.</li> </ul>
(17) to assess collaboration, cooperation and communication of the drug treatment court team; and	<ul style="list-style-type: none"> <li>• <b>No applicable fields – data being collected via other means</b></li> </ul>
(18) to examine community response to the drug treatment court program.	<ul style="list-style-type: none"> <li>• <b>No applicable fields – data being collected via other means</b></li> </ul>

**APPENDIX D**

<b>Sources of Funding in Virginia’s Drug Treatment Courts by Locality</b>						
<b>Drug treatment court Name</b>	<b>State Funds</b>	<b>Federal Funds</b>	<b>Local Funds</b>	<b>Participant Fees</b>	<b>Existing Agency Funds</b>	<b>Private Foundation Funds</b>
<b>Adult Drug Treatment Courts</b>						
Charlottesville/Albemarle	63%		37%			
Chesapeake		100%				
Chesterfield County	30%	60%	8%	2%		
Hampton	95%		4.5%	.5%		
Henrico County	65%		33%	2%		
Hopewell/Prince George			100%			
Loudoun County			100%			
Newport News	73%	13%	13%	1%		
Norfolk	66%		28%	6%		
Portsmouth	100%					
Rappahannock Regional	45%		33%		22%	
Richmond City	70%	10%	20%			
Roanoke City/Salem City	100%					
Staunton		90%	10%			
Suffolk		75%	25%			
Tazewell					100%	
<b>Juvenile Drug Treatment Courts</b>						
Chesterfield County	40%		60%			
Fairfax County					100%	
Hanover County		65%	35%			
Newport News	100%					
Prince William County		100%				
Rappahannock Regional	75%		21%		4%	
Richmond City	42%	25%	25%			8%
30 <sup>th</sup> District			100%			
<b>Family Drug Treatment Courts</b>						
Charlottesville/Albemarle		100%				
Alexandria					100%	
Newport News					100%	
<b>DUI Drug Treatment Court</b>						
Fredericksburg Regional DUI				100%		

**APPENDIX E**

<b>Summary of Workload Information for State-Funded Drug Treatment Courts in FY 2007</b>					
	<b>New Admissions</b>	<b>Active Participants</b>	<b>Graduations</b>	<b>Terminations</b>	<b>Total Served</b>
<b>Juvenile</b>	44	90	15	26	131
<b>Adult</b>	519	881	157	178	1,216
<b>Totals</b>	563	971	172	204	1,347

**APPENDIX F**

<b>Staffing Issues</b>				
<b>Survey Questions:</b>	<b>Adult</b>	<b>Juvenile</b>	<b>Family</b>	<b>DUI</b>
Is yours a dedicated drug treatment court position?				
Yes	50%	36%	14%	67%
No	50%	64%	86%	33%
Time spent per week on drug treatment court responsibilities if not in a dedicated drug treatment court position	63%	61%	75%	100%
Less than 8 hours per week	17%	33%	17%	0%
Between 8 and 16 hours per week	20%	6%	8%	0%
More than 16 hours per week				
How frequently is staff turnover a problem in this drug treatment court?				
Often	7%	0%	0%	0%
Sometimes	40%	38%	33%	0%
Rarely	46%	50%	67%	100%
Never	7%	12%	0%	0%
How well does the number of staff match the number of participants being served?				
More staff are needed to handle current participants	31%	13%	50%	100%
Number of staff is about right	50%	75%	0%	0%
More participants could be served with more staff	19%	12%	50%	0%

**APPENDIX G**

<b>Eligibility Criteria and Referrals</b>				
<b>Survey Questions:</b>	<b>Adult</b>	<b>Juvenile</b>	<b>Family</b>	<b>DUI</b>
Do you think the eligibility criteria are:				
Too broad, including too many	6%	0%	0%	0%
Too restrictive, excluding some	24%	35%	24%	0%
Neither too broad nor too restrictive	70%	65%	76%	100%
Are enough participants being referred into your drug treatment court to ensure you are operating at capacity?				
Yes	69%	25%	100%	100%
No	31%	75%	0%	0%

**APPENDIX H**

<b>Substance Abuse Treatment and Ancillary Services</b>				
<b>Survey Questions:</b>	<b>Adult</b>	<b>Juvenile</b>	<b>Family</b>	<b>DUI</b>
Do you have access to dedicated treatment services/staff for drug treatment court participants?				
Yes	81%	75%	0%	0%
No	19%	25%	100%	100%
Do you have long-term residential services (3 months or longer) available for your drug treatment court participants?				
Yes	25%	38%	67%	100%
No	75%	63%	33%	0%
Do you have short-term residential services (less than 3 months) available for your drug treatment court participants?				
Yes	87%	50%	100%	100%
No	13%	50%	0%	0%
How easy is it for you to get drug treatment court participants into a long-term facility?				
Very easy	13%	0%	0%	0%
Somewhat easy	19%	25%	67%	0%
Not very easy	56%	62%	33%	100%
Unknown	12%	13%	0%	0%
What percentage of your drug treatment court participants exhibits co-morbid disorders or a have a dual diagnosis?				
0-25%	38%	25%	0%	0%
26-50%	31%	0%	0%	100%
51-75%	25%	38%	67%	0%
76-100%	0%	25%	33%	0%
Unknown	6%	13%	0%	0%
How effective is your drug treatment court at treating				

participants with co-occurring disorders?				
Very effective	38%	50%	100%	0%
Somewhat effective	63%	50%	0%	100%
Not very effective	0%	0%	0%	0%

**APPENDIX I**

<b>Waiting Lists for Services</b>				
<b>Survey Questions:</b>	<b>Adult</b>	<b>Juvenile</b>	<b>Family</b>	<b>DUI</b>
How often are drug treatment court participants put on waiting lists for services they need or services recommended by the drug treatment court team?				
Often	0%	13%	33%	0%
Sometimes	27%	25%	33%	0%
Rarely	40%	12%	33%	100%
Never	33%	50%	0%	0%
Do waiting lists for services in this jurisdiction ever hamper a drug treatment court participant's ability to <i>begin treatment</i> ?				
Yes	19%	0%	33%	0%
No	81%	100%	67%	100%
Do waiting lists for services in this jurisdiction ever hamper a drug treatment court participant's ability to <i>progress through the program's phases</i> ?				
Yes	13%	13%	67%	0%
No	87%	87%	33%	100%