

2025 Overall GRAND TOTAL		Distribution of Caseload			Change*		Percentage (%) of Caseload		
<div>592,289</div> <div>2025 <div></div></div> <div>2024 <div></div></div> <div>↑</div> <div>1.8%</div>		Criminal	79,615	13%	2.2% ▲	+1,708	Criminal	2024	2025
		Traffic	330,174	56%	-0.4% ▼	-1,291	Traffic	13.4%	13.4%
		Civil	170,085	29%	6.4% ▲	+10,211	Civil	57.0%	55.7%
		Civil Commitments	12,415	2%	-1.0% ▼	-121	Civil	27.5%	28.7%
		GRAND TOTAL	592,289	100%	1.8% ▲	+10,507	Civil Commitments	2.2%	2.1%
							GRAND TOTAL	100%	100%

Dispositions by Division & Code

Division	Case Type Description	Code	Summary	Change	% Change	Absolute Change
Criminal	Misdemeanor	M	45,165	▲	+1.1%	+510
	Felony	F	20,683	▼	-0.4%	-83
	Capias	CA	8,305	▲	+18.8%	+1,312
	Show Cause	SC	3,625	▲	+3.8%	+132
	Civil Violation	CV	1,774	▼	-8.2%	-158
	Motion	MO	33	▼	-21.4%	-9
	Restricted Operators License	RL	30	▲	+15.4%	+4
	Total		79,615	▲	2.2%	+1,708
Traffic	Infraction	I	258,121	▼	-0.3%	-763
	Misdemeanor	M	64,091	▼	-0.4%	-254
	Capias	CA	2,943	▲	+8.6%	+233
	Show Cause	SC	1,786	▼	-8.9%	-175
	Civil Violation	CV	1,174	▼	-4.1%	-50
	Felony	F	1,041	▲	+2.9%	+29
	Other	O	898	▼	-15.2%	-161
	Motion	MO	82	▼	-28.1%	-32
	Restricted Operators License	RL	38	▼	-75.6%	-118
	Total		330,174	▼	-0.4%	-1,291
Civil	Warrant in Debt	WD	73,205	▲	+32.5%	+17,938
	Garnishment	GA	47,130	▲	+10.4%	+4,433
	Unlawful Detainer	UD	27,031	▼	-29.0%	-11,023
	Other	OT	4,378	▼	-4.6%	-209
	Preliminary Protective Order	PP	2,820	▼	-1.2%	-35
	Admin License	AL	2,817	▼	-6.3%	-191
	Protective Order	PO	2,254	▲	+0.5%	+11
	Show Cause	SC	1,844	▲	+7.6%	+131
	Interrogatory	IN	1,563	▲	+7.4%	+108
	Detinue	DT	1,526	▼	-20.5%	-393
	Abstract	AJ	1,354	▼	-4.0%	-56
	Motion for Judgment	MJ	1,301	▼	-16.7%	-261
	Impoundment	IM	892	▼	-6.6%	-63
	Bond Forfeiture	BF	860	▼	-11.2%	-108
	Zoning Violation	ZO	336	▼	-15.4%	-61
	Tenants Assertion	TA	273	▲	+16.7%	+39
	Overweight	OC	151	▲	+2.0%	+3
	Counterclaim	CC	149	▼	-18.6%	-34
	Capias	CA	63	▼	-4.5%	-3
	Petition-Restore Arms	PR	46	▼	-22.0%	-13
	Motor Carrier	MC	41	▲	+70.8%	+17
	Interrogatory-Not	IC	25	▼	-24.2%	-8
	Third Party Claim	TH	13	▲	+62.5%	+5
	Restricted Operators License	RL	6	▼	-50.0%	-6
	Mechanic's Lien	ML	3	▲	+200.0%	+2
	Crossclaim	CR	1	▼	-85.7%	-6
	Distress Seizure	DS	1	↔		-
	Emergency Substantial Risk Order	SR	1	↔		-
	Petition to Require Blood Test	BT	1	▼	-66.7%	-2
	Detinue Seizure	DZ	0	▼	-100.0%	-4
	Total		170,085	▲	6.4%	+10,211
Civil Commitments	Mental Commitment	MC	5,396	▲	+1.0%	+54
	Temporary Detention Order	TD	3,961	▼	-2.6%	-105

			Summary	Change	% Change	Absolute Change
Civil Commitments	Emergency Custody Order	EC	1,774	▼	-5.2%	-97
	Other	OT	1,083	▲	+1.7%	+18
	Medical Emergency Temporary Detention Order	MT	116	▲	+6.4%	+7
	Petition	PT	80	↔		-
	Medical Emergency Custody Order	ME	5	▲	+66.7%	+2
	Total		12,415	▼	-1.0%	-121
GRAND TOTAL			592,289	▲	1.8%	+10,507

Dispositions by Major Case Category**

Category	Summary	Change	% Change	Absolute Change
Felony	21,724	▲	-0.2%	-54
Garnishment	48,693	▲	+10.3%	+4,541
General Civil	76,753	▲	+28.7%	+17,127
Infraction/Civil Violation	262,159	▲	-0.4%	-1,112
Involuntary Civil Commitments	1,163	▲	+1.6%	+18
Landlord /Tenant	27,304	▼	-28.7%	-10,984
Misdemeanor	109,666	▼	+0.1%	+75
New to Workload Study	1	↔		0
Other	39,752	▼	+2.4%	+920
Protective Orders	5,074	▼	-0.5%	-24
GRAND TOTAL	592,289	▲	1.8%	+10,507

2025 Overall GRAND TOTAL		Distribution of Caseload			Change*		Percentage (%) of Caseload		
<div>2025 <div></div></div> <div>2024 <div></div></div> <div>+987 7.7% ↑</div>	13,837	Criminal	1,567	11%	-10.7% ▼	-187	Criminal	2024 13.6%	2025 11.3%
		Traffic	5,197	38%	15.9% ▲	+712	Traffic	34.9%	37.6%
		Civil	6,786	49%	6.4% ▲	+410	Civil	49.6%	49.0%
		Civil Commitments	287	2%	22.1% ▲	+52	Civil Commitments	1.8%	2.1%
		GRAND TOTAL	13,837	100%	7.7% ▲	+987	GRAND TOTAL	100%	100%

Dispositions by Division & Code

Division	Case Type Description	Code	Summary	Change	% Change	Absolute Change
Criminal	Misdemeanor	M	764	▼	-16.5%	-151
	Felony	F	521	▼	-15.0%	-92
	Capias	CA	223	▲	+33.5%	+56
	Show Cause	SC	46	▼	-2.1%	-1
	Civil Violation	CV	13	▲	+8.3%	+1
	Total		1,567	▼	-10.7%	-187
Traffic	Infraction	I	3,773	▲	+49.0%	+1,240
	Misdemeanor	M	1,174	▼	-10.7%	-140
	Capias	CA	131	▲	+17.0%	+19
	Civil Violation	CV	61	▼	-84.0%	-321
	Felony	F	27	▼	-50.0%	-27
	Show Cause	SC	27	▼	-25.0%	-9
	Other	O	4	▼	-92.6%	-50
	Total		5,197	▲	15.9%	+712
Civil	Warrant in Debt	WD	2,690	▲	+23.9%	+519
	Garnishment	GA	2,518	▲	+15.5%	+338
	Unlawful Detainer	UD	787	▼	-33.6%	-398
	Zoning Violation	ZO	113	▼	-8.9%	-11
	Show Cause	SC	112	▲	+43.6%	+34
	Other	OT	108	▲	-12.2%	-15
	Preliminary Protective Order	PP	97	▼	-13.4%	-15
	Protective Order	PO	74	▼	-19.6%	-18
	Admin License	AL	61	▼	-30.7%	-27
	Abstract	AJ	53	▲	+39.5%	+15
	Interrogatory	IN	37	▲	+32.1%	+9
	Detinue	DT	32	▼	-37.3%	-19
	Motion for Judgment	MJ	28	▼	-30.0%	-12
	Bond Forfeiture	BF	21	▼	-38.2%	-13
	Tenants Assertion	TA	18	▲	+80.0%	+8
	Impoundment	IM	17	▲	+30.8%	+4
	Overweight	OC	10	▲	+233.3%	+7
	Counterclaim	CC	4	▲	+100.0%	+2
	Petition-Restore Arms	PR	3	▲	+200.0%	+2
	Capias	CA	2	↔		-
	Third Party Claim	TH	1	↔		-
	Total		6,786	▲	6.4%	+410
Civil Commitments	Temporary Detention Order	TD	104	▲	+16.9%	+15
	Emergency Custody Order	EC	99	▲	+20.7%	+17
	Mental Commitment	MC	79	▲	+29.5%	+18
	Other	OT	4	▲	+300.0%	+3
	Medical Emergency Temporary Detention Order	MT	1	▼	-50.0%	-1
	Total		287	▲	22.1%	+52
GRAND TOTAL			13,837	▲	7.7%	+987

Dispositions by Major Case Category**				
Category	Summary	Change	% Change	Absolute Change
Felony	548	▼	-17.8%	-119
Garnishment	2,555	▲	+15.7%	+347
General Civil	2,768	▲	+21.9%	+498
Infraction/Civil Violation	3,861	▲	+29.4%	+877
Involuntary Civil Commitments	4	▲	+300.0%	+3
Landlord /Tenant	805	▲	-32.6%	-390
Misdemeanor	2,051	▼	-12.8%	-302
Other	1,074	▲	+11.0%	+106
Protective Orders	171	▼	-16.2%	-33
GRAND TOTAL	13,837	▲	7.7%	+987

2025 Overall GRAND TOTAL		Distribution of Caseload			Change*		Percentage (%) of Caseload		
2025	32,602	<div><div></div></div>	-122	-0.4%	<div><div></div></div>		Criminal	2024	2025
								11.5%	10.3%
2024		<div><div></div></div>					Traffic	42.3%	43.4%
								44.9%	44.9%
							Civil	1.4%	1.3%
GRAND TOTAL		32,602	100%	-0.4%	-122		GRAND TOTAL	100%	100%

Dispositions by Division & Code

Division	Case Type Description	Code	Summary	Change	% Change	Absolute Change
Criminal	Misdemeanor	M	1,933	▼	-13.5%	-301
	Felony	F	977	▼	-2.0%	-20
	Capias	CA	268	▲	+15.0%	+35
	Civil Violation	CV	129	▼	-41.1%	-90
	Show Cause	SC	61	▼	-9.0%	-6
	Total		3,368	▼	-10.2%	-382
Traffic	Infraction	I	10,179	▲	+4.7%	+457
	Misdemeanor	M	3,502	▼	-2.0%	-73
	Capias	CA	271	▼	-5.2%	-15
	Show Cause	SC	123	▲	+5.1%	+6
	Other	O	74	▼	-19.6%	-18
	Civil Violation	CV	10	▼	-82.8%	-48
	Restricted Operators License	RL	1	▼	-50.0%	-1
Civil	Total		14,160	▲	2.2%	+308
	Garnishment	GA	5,884	▲	+8.6%	+466
	Warrant in Debt	WD	4,722	▲	+23.9%	+912
	Unlawful Detainer	UD	1,779	▼	-41.1%	-1,242
	Motion for Judgment	MJ	521	▼	-19.1%	-123
	Abstract	AJ	385	▲	+17.4%	+57
	Admin License	AL	248	▼	-20.5%	-64
	Interrogatory	IN	183	▲	+41.9%	+54
	Preliminary Protective Order	PP	171	▲	+14.8%	+22
	Show Cause	SC	169	▼	-18.4%	-38
	Protective Order	PO	165	▲	+16.2%	+23
	Other	OT	113	▼	-46.9%	-100
	Bond Forfeiture	BF	98	▼	-8.4%	-9
	Detinue	DT	98	▼	-10.9%	-12
	Impoundment	IM	31	▼	-3.1%	-1
	Overweight	OC	28	▲	+55.6%	+10
	Tenants Assertion	TA	27	▲	+35.0%	+7
	Counterclaim	CC	15	▲	+36.4%	+4
	Capias	CA	4	▲	+300.0%	+3
	Petition-Restore Arms	PR	2	▼	-50.0%	-2
	Restricted Operators License	RL	1	↔	-	-
	Third Party Claim	TH	1	↔	-	-
	Crossclaim	CR	0	▼	-100.0%	-1
	Total		14,645	▼	-0.2%	-34
Civil Commitments	Mental Commitment	MC	271	▲	+8.4%	+21
	Temporary Detention Order	TD	114	▼	-15.6%	-21
	Emergency Custody Order	EC	26	▲	+36.8%	+7
	Other	OT	17	▼	-55.3%	-21
	Medical Emergency Temporary Detention Order	MT	1	↔	-	-
Total			429	▼	-3.2%	-14
GRAND TOTAL			32,602	▼	-0.4%	-122

Dispositions by Major Case Category**

Category	Summary	Change	% Change	Absolute Change
Felony	977	▼	-2.0%	-20
Garnishment	6,067	▲	+9.4%	+520
General Civil	5,359	▼	+17.0%	+777
Infraction/Civil Violation	10,420	▼	+3.1%	+311
Involuntary Civil Commitments	17	▼	-55.3%	-21
Landlord /Tenant	1,806	▼	-40.6%	-1,235
Misdemeanor	5,437	▼	-6.5%	-375
Other	2,183	▲	-5.4%	-124
Protective Orders	336	▲	+15.5%	+45
GRAND TOTAL	32,602	▼	-0.4%	-122

2025 Overall GRAND TOTAL		Distribution of Caseload			Change*		Percentage (%) of Caseload		
2025 2024	<div><div></div><div></div></div> <div>7,684</div> <div>-139 -1.8%</div> <div></div>	Criminal	1,142	15%	14.4%	▲	+144	2024	2025
		Traffic	3,839	50%	5.8%	▲	+210	12.8%	14.9%
		Civil	2,566	33%	-14.9%	▼	-450	46.4%	50.0%
		Civil Commitments	137	2%	-23.9%	▼	-43	38.6%	33.4%
		GRAND TOTAL	7,684	100%	-1.8%	▼	-139	2.3%	1.8%
GRAND TOTAL							GRAND TOTAL		
							100% 100%		


Dispositions by Division & Code

Division	Case Type Description	Code	Summary	Change	% Change	Absolute Change
Criminal	Misdemeanor	M	632	▲	+21.5%	+112
	Felony	F	353	▼	-0.6%	-2
	Capias	CA	110	▲	+26.4%	+23
	Show Cause	SC	30	▲	+30.4%	+7
	Civil Violation	CV	16	▲	+23.1%	+3
	Restricted Operators License	RL	1	▲	-	+1
	Total		1,142	▲	14.4%	+144
Traffic	Infraction	I	3,095	▼	-0.1%	-4
	Misdemeanor	M	591	▲	+42.1%	+175
	Capias	CA	76	▲	+35.7%	+20
	Civil Violation	CV	42	▲	+2,000.0%	+40
	Show Cause	SC	32	▼	-40.7%	-22
	Restricted Operators License	RL	3	▲	+50.0%	+1
	Total		3,839	▲	5.8%	+210
Civil	Warrant in Debt	WD	1,267	▲	+82.0%	+571
	Unlawful Detainer	UD	742	▼	-34.7%	-395
	Garnishment	GA	272	▼	-65.7%	-520
	Other	OT	63	▼	-53.0%	-71
	Preliminary Protective Order	PP	56	▼	-28.2%	-22
	Motion for Judgment	MJ	50	▲	+257.1%	+36
	Protective Order	PO	36	▼	-36.8%	-21
	Abstract	AJ	23	↔		-
	Detinue	DT	20	▼	-25.9%	-7
	Show Cause	SC	19	▼	-17.4%	-4
	Interrogatory	IN	10	▼	-41.2%	-7
	Tenants Assertion	TA	4	▲	+33.3%	+1
	Bond Forfeiture	BF	2	↔		-
	Impoundment	IM	1	▲	-	+1
	Overweight	OC	1	▲	-	+1
	Admin License	AL	0	▼	-100.0%	-2
	Capias	CA	0	▼	-100.0%	-2
	Counterclaim	CC	0	▼	-100.0%	-8
	Petition-Restore Arms	PR	0	▼	-100.0%	-1
	Total		2,566	▼	-14.9%	-450
Civil Commitments	Emergency Custody Order	EC	67	▼	-35.0%	-36
	Mental Commitment	MC	64	▼	-11.1%	-8
	Other	OT	6	▲	+20.0%	+1
	Total		137	▼	-23.9%	-43
GRAND TOTAL			7,684	▼	-1.8%	-139

Dispositions by Major Case Category**

Category	Summary	Change	% Change	Absolute Change
Felony	353	▼	-0.6%	-2
Garnishment	282	▼	-65.1%	-527
General Civil	1,337	▲	+80.7%	+597
Infraction/Civil Violation	3,154	▲	+1.3%	+40
Involuntary Civil Commitments	6	▲	+20.0%	+1

Landlord /Tenant	746	▼	-34.6%	-394
Misdemeanor	1,227	▲	+30.8%	+289
Other	487	▲	-17.0%	-100
Protective Orders	92	▼	-31.9%	-43
GRAND TOTAL		▼	-1.8%	-139

2025 Overall GRAND TOTAL		Distribution of Caseload			Change*		Percentage (%) of Caseload		
2025 2024									
22,140									
-1,461									
-6.2%									
									

Dispositions by Division & Code

Division	Case Type Description	Code	Summary	Change	% Change	Absolute Change
Criminal	Misdemeanor	M	2,114	▼	+22.0%	+381
	Felony	F	685	▼	-7.2%	-53
	Show Cause	SC	120	▲	+44.6%	+37
	Capias	CA	67	▲	+19.6%	+11
	Civil Violation	CV	43	▲	+48.3%	+14
	Total		3,029	▲	14.8%	+390
Traffic	Infraction	I	8,663	▼	-7.0%	-657
	Misdemeanor	M	1,231	▼	-4.6%	-60
	Show Cause	SC	93	▲	+151.4%	+56
	Other	O	59	▲	+34.1%	+15
	Felony	F	26	▼	-35.0%	-14
	Capias	CA	4	▼	-20.0%	-1
	Civil Violation	CV	1	▲	-	+1
	Restricted Operators License	RL	0	▼	-100.0%	-13
	Total		10,077	▼	-6.3%	-673
Civil	Garnishment	GA	3,071	▼	-15.1%	-545
	Warrant in Debt	WD	2,583	▲	+16.9%	+373
	Unlawful Detainer	UD	1,697	▼	-36.9%	-991
	Other	OT	450	▲	+16.3%	+63
	Preliminary Protective Order	PP	218	▼	-4.0%	-9
	Protective Order	PO	190	▼	-21.5%	-52
	Abstract	AJ	140	▼	-24.7%	-46
	Show Cause	SC	129	▼	+2.4%	+3
	Bond Forfeiture	BF	98	▲	+66.1%	+39
	Admin License	AL	64	▲	+14.3%	+8
	Interrogatory	IN	44	▲	-31.3%	-20
	Detinue	DT	43	▼	-31.7%	-20
	Tenants Assertion	TA	34	▲	+47.8%	+11
	Motion for Judgment	MJ	21	▼	-66.1%	-41
	Counterclaim	CC	9	▼	-30.8%	-4
	Impoundment	IM	6	▲	+50.0%	+2
	Capias	CA	1	▲	-	+1
	Petition-Restore Arms	PR	1	▲	-	+1
	Total		8,799	▼	-12.2%	-1,227
Civil Commitments	Temporary Detention Order	TD	100	▲	+284.6%	+74
	Mental Commitment	MC	64	▼	-3.0%	-2
	Emergency Custody Order	EC	35	▼	-47.0%	-31
	Petition	PT	21	▲	+90.9%	+10
	Other	OT	13	▼	-18.8%	-3
	Medical Emergency Temporary Detention Order	MT	2	▲	-	+2
	Medical Emergency Custody Order	ME	0	▼	-100.0%	-1
	Total		235	▲	26.3%	+49
GRAND TOTAL			22,140	▼	-6.2%	-1,461

Dispositions by Major Case Category**

Category	Summary	Change	% Change	Absolute Change
Felony	711	▼	-8.6%	-67
Garnishment	3,115	▲	-15.4%	-565
General Civil	2,684	▲	+12.8%	+304
Infraction/Civil Violation	8,766	▲	-6.7%	-627
Involuntary Civil Commitments	34	▲	+25.9%	+7
Landlord /Tenant	1,731	▲	-36.1%	-980
Misdemeanor	3,345	▼	+10.1%	+308
Other	1,346	▲	+19.5%	+220
Protective Orders	408	▼	-13.0%	-61
GRAND TOTAL	22,140	▼	-6.2%	-1,461

2025 Overall GRAND TOTAL		Distribution of Caseload			Change*		Percentage (%) of Caseload		
<div>2025 <div></div></div> <div>2024 <div></div></div> <div>-297 -28.4%</div> <div>↓</div>	749	Criminal	208	28%	6.1% ▲	+12	Criminal	2024 18.7%	2025 27.8%
		Traffic	243	32%	-62.8% ▼	-410	Traffic	62.4%	32.4%
		Civil	288	38%	54.0% ▲	+101	Civil	17.9%	38.5%
		Civil Commitments	10	1%	0.0%	0	Civil Commitments	1.0%	1.3%
		GRAND TOTAL	749	100%	-28.4% ▼	-297	GRAND TOTAL	100%	100%

Dispositions by Division & Code

Division	Case Type Description	Code	Summary	Change	% Change	Absolute Change
Criminal	Misdemeanor	M	122	▲	+8.9%	+10
	Felony	F	43	▲	+38.7%	+12
	Capias	CA	25	▼	-39.0%	-16
	Show Cause	SC	16	▲	+45.5%	+5
	Civil Violation	CV	2	▲	+100.0%	+1
	Total		208	▲	6.1%	+12
Traffic	Infraction	I	166	▼	-67.8%	-349
	Misdemeanor	M	75	▼	-42.7%	-56
	Capias	CA	1	▼	-75.0%	-3
	Show Cause	SC	1	▲	-	+1
	Civil Violation	CV	0	▼	-100.0%	-3
	Total		243	▼	-62.8%	-410
Civil	Garnishment	GA	147	▲	+145.0%	+87
	Warrant in Debt	WD	77	▲	+120.0%	+42
	Unlawful Detainer	UD	43	▲	+13.2%	+5
	Other	OT	13	▼	-31.6%	-6
	Interrogatory	IN	2	▲	-	+2
	Protective Order	PO	2	▲	+100.0%	+1
	Show Cause	SC	2	▲	+100.0%	+1
	Capias	CA	1	▲	-	+1
	Preliminary Protective Order	PP	1	▼	-75.0%	-3
	Abstract	AJ	0	▼	-100.0%	-2
	Admin License	AL	0	▼	-100.0%	-4
	Bond Forfeiture	BF	0	▼	-100.0%	-2
	Detinue	DT	0	▼	-100.0%	-15
	Motion for Judgment	MJ	0	▼	-100.0%	-6
	Total		288	▲	54.0%	+101
Civil Commitments	Emergency Custody Order	EC	6	▲	+20.0%	+1
	Temporary Detention Order	TD	4	▼	-20.0%	-1
	Total		10		0.0%	0
GRAND TOTAL			749	▼	-28.4%	-297

Dispositions by Major Case Category**

Category	Summary	Change	% Change	Absolute Change
Felony	43	▲	+38.7%	+12
Garnishment	149	▲	+148.3%	+89
General Civil	77	▼	+37.5%	+21
Infraction/Civil Violation	168	▼	-67.6%	-351
Landlord /Tenant	43	▲	+13.2%	+5
Misdemeanor	197	▼	-18.9%	-46
Other	69	▲	-26.6%	-25
Protective Orders	3	▲	-40.0%	-2
GRAND TOTAL	749	▼	-28.4%	-297

2025 Overall GRAND TOTAL		Distribution of Caseload			Change*		Percentage (%) of Caseload		
<div>2025 <div></div></div> <div>2024 <div></div></div> <div>+285 11.8%</div> <div>↑</div>	2,703	Criminal	249	9%	-3.9%	▼	-10	Criminal	2024 10.7% 2025 9.2%
		Traffic	1,807	67%	12.2%	▲	+197	Traffic	66.6% 66.9%
		Civil	641	24%	19.6%	▲	+105	Civil	22.2% 23.7%
		Civil Commitments	6	0%	-53.8%	▼	-7	Civil Commitments	0.5% 0.2%
		GRAND TOTAL	2,703	100%	11.8%	▲	+285	GRAND TOTAL	100% 100%

Dispositions by Division & Code

Division	Case Type Description	Code	Summary	Change	% Change	Absolute Change
Criminal	Misdemeanor	M	135	▼	-6.3%	-9
	Felony	F	70	▼	-14.6%	-12
	Capias	CA	27	▲	+58.8%	+10
	Show Cause	SC	11	▼	-8.3%	-1
	Civil Violation	CV	6	▲	+50.0%	+2
	Total		249	▼	-3.9%	-10
Traffic	Infraction	I	1,366	▲	+17.0%	+198
	Misdemeanor	M	370	▼	-2.6%	-10
	Capias	CA	43	▼	-6.5%	-3
	Show Cause	SC	23	▲	+130.0%	+13
	Felony	F	4	▼	-33.3%	-2
	Civil Violation	CV	1	▲	-	+1
	Total		1,807	▲	12.2%	+197
Civil	Warrant in Debt	WD	271	▲	+41.9%	+80
	Garnishment	GA	164	▲	+36.7%	+44
	Unlawful Detainer	UD	135	▼	-19.2%	-32
	Admin License	AL	15	▼	-6.3%	-1
	Other	OT	12	▲	+9.1%	+1
	Preliminary Protective Order	PP	9	▲	+50.0%	+3
	Detinue	DT	8	▲	+300.0%	+6
	Impoundment	IM	8	▲	+166.7%	+5
	Protective Order	PO	8	▲	+60.0%	+3
	Abstract	AJ	3	▼	-25.0%	-1
	Interrogatory	IN	2	▼	-33.3%	-1
	Show Cause	SC	2	▼	-50.0%	-2
	Capias	CA	1	▲	-	+1
	Counterclaim	CC	1	▲	-	+1
	Restricted Operators License	RL	1	▲	-	+1
	Tenants Assertion	TA	1	▲	-	+1
	Interrogatory-Not	IC	0	▼	-100.0%	-1
	Motion for Judgment	MJ	0	▼	-100.0%	-3
	Total		641	▲	19.6%	+105
Civil Commitments	Temporary Detention Order	TD	5	▼	-50.0%	-5
	Emergency Custody Order	EC	1	▼	-66.7%	-2
	Total		6	▼	-53.8%	-7
GRAND TOTAL			2,703	▲	11.8%	+285

Dispositions by Major Case Category**

Category	Summary	Change	% Change	Absolute Change
Felony	74	▼	-15.9%	-14
Garnishment	166	▲	+35.0%	+43
General Civil	283	▲	+44.4%	+87
Infraction/Civil Violation	1,373	▲	+17.2%	+201
Landlord /Tenant	136	▲	-18.6%	-31
Misdemeanor	506	▲	-3.4%	-18
Other	148	▲	+8.0%	+11

Protective Orders	17	▲	+54.5%	+6
GRAND TOTAL	2,703	▲	11.8%	+285

2025 Overall GRAND TOTAL		Distribution of Caseload			Change*		Percentage (%) of Caseload			
<div>2025 <div></div></div> <div>2024 <div></div></div> <div>-3 -0.1%</div> <div></div>	<div>2,830</div>	Criminal	188	7%	77.4%	▲	+82	Criminal	2024 3.7%	2025 6.6%
		Traffic	2,339	83%	-5.9%	▼	-146	Traffic	87.7%	82.7%
		Civil	289	10%	24.0%	▲	+56	Civil	8.2%	10.2%
		Civil Commitments	14	0%	55.6%	▲	+5	Civil Commitments	0.3%	0.5%
		GRAND TOTAL	2,830	100%	-0.1%	▼	-3	GRAND TOTAL	100%	100%

Dispositions by Division & Code

Division	Case Type Description	Code	Summary	Change	% Change	Absolute Change
Criminal	Misdemeanor	M	133	▲	+95.6%	+65
	Felony	F	33	▲	+43.5%	+10
	Capias	CA	14	▲	+133.3%	+8
	Show Cause	SC	5	↔		-
	Civil Violation	CV	3	▼	-25.0%	-1
	Total		188	▲	77.4%	+82
Traffic	Infraction	I	2,017	▼	-2.7%	-56
	Misdemeanor	M	266	▼	-20.8%	-70
	Capias	CA	33	▼	-49.2%	-32
	Show Cause	SC	23	▲	+155.6%	+14
	Felony	F	0	▼	-100.0%	-2
	Total		2,339	▼	-5.9%	-146
Civil	Warrant in Debt	WD	121	▲	+30.1%	+28
	Garnishment	GA	88	▲	+29.4%	+20
	Unlawful Detainer	UD	33	▼	-17.5%	-7
	Other	OT	16	▲	+6.7%	+1
	Protective Order	PO	11	▲	+266.7%	+8
	Preliminary Protective Order	PP	8	▲	+166.7%	+5
	Admin License	AL	4	▲	+300.0%	+3
	Overweight	OC	3	▲	+50.0%	+1
	Interrogatory	IN	2	↔		-
	Show Cause	SC	2	↔		-
	Abstract	AJ	1	▲	-	+1
	Bond Forfeiture	BF	0	▼	-100.0%	-1
	Detinue	DT	0	▼	-100.0%	-1
	Motion for Judgment	MJ	0	▼	-100.0%	-1
	Petition-Restore Arms	PR	0	▼	-100.0%	-1
	Total		289	▲	24.0%	+56
Civil Commitments	Temporary Detention Order	TD	9	▲	+28.6%	+2
	Emergency Custody Order	EC	5	▲	+150.0%	+3
	Total		14	▲	55.6%	+5
GRAND TOTAL			2,830	▼	-0.1%	-3

Dispositions by Major Case Category**

Category	Summary	Change	% Change	Absolute Change
Felony	33	▼	+32.0%	+8
Garnishment	90	▲	+28.6%	+20
General Civil	121	▼	+26.0%	+25
Infraction/Civil Violation	2,023	▲	-2.7%	-56
Landlord /Tenant	33	▼	-17.5%	-7
Misdemeanor	399	▲	-1.2%	-5
Other	112	▲	-0.9%	-1
Protective Orders	19	▲	+216.7%	+13
GRAND TOTAL	2,830	▼	-0.1%	-3

2025 Overall GRAND TOTAL		Distribution of Caseload			Change*		Percentage (%) of Caseload		
<div>2025 <div></div></div> <div>2024 <div></div></div> <div>+873 17.4% ↑</div>	5,886	Criminal	948	16%	11.3% ▲	+96	Criminal	2024 17.0%	2025 16.1%
		Traffic	2,110	36%	26.8% ▲	+446	Traffic	33.2%	35.8%
		Civil	2,702	46%	14.7% ▲	+347	Civil	47.0%	45.9%
		Civil Commitments	126	2%	-11.3% ▼	-16	Civil Commitments	2.8%	2.1%
		GRAND TOTAL	5,886	100%	17.4% ▲	+873	GRAND TOTAL	100%	100%

Dispositions by Division & Code

Division	Case Type Description	Code	Summary	Change	% Change	Absolute Change
Criminal	Misdemeanor	M	542	▲	+4.8%	+25
	Felony	F	290	▲	+18.9%	+46
	Capias	CA	60	▲	+5.3%	+3
	Civil Violation	CV	31	▲	+121.4%	+17
	Show Cause	SC	25	▲	+25.0%	+5
	Total		948	▲	11.3%	+96
Traffic	Infraction	I	1,238	▲	+40.5%	+357
	Misdemeanor	M	677	▲	+58.2%	+249
	Civil Violation	CV	116	▼	-58.4%	-163
	Capias	CA	43	▼	-25.9%	-15
	Show Cause	SC	34	▲	+112.5%	+18
	Felony	F	2	↔		-
	Total		2,110	▲	26.8%	+446
Civil	Warrant in Debt	WD	1,261	▲	+52.1%	+432
	Garnishment	GA	731	▲	+0.3%	+2
	Unlawful Detainer	UD	301	▼	-35.1%	-163
	Other	OT	138	▲	+150.9%	+83
	Protective Order	PO	52	▲	+73.3%	+22
	Preliminary Protective Order	PP	48	▲	+41.2%	+14
	Show Cause	SC	34	▲	+30.8%	+8
	Detinue	DT	27	▼	-18.2%	-6
	Overweight	OC	27	▲	+80.0%	+12
	Motor Carrier	MC	21	▲	+133.3%	+12
	Interrogatory	IN	19	▲	+90.0%	+9
	Zoning Violation	ZO	16	▼	-44.8%	-13
	Abstract	AJ	14	▼	-66.7%	-28
	Motion for Judgment	MJ	8	▼	-46.7%	-7
	Bond Forfeiture	BF	2	▲	-	+2
	Admin License	AL	1	▼	-96.8%	-30
	Counterclaim	CC	1	▲	-	+1
	Tenants Assertion	TA	1	▼	-75.0%	-3
	Total		2,702	▲	14.7%	+347
Civil Commitments	Temporary Detention Order	TD	63	▲	+21.2%	+11
	Emergency Custody Order	EC	38	▼	-26.9%	-14
	Mental Commitment	MC	24	▼	-31.4%	-11
	Medical Emergency Temporary Detention Order	MT	1	▼	-66.7%	-2
	Total		126	▼	-11.3%	-16
GRAND TOTAL			5,886	▲	17.4%	+873

Dispositions by Major Case Category**

Category	Summary	Change	% Change	Absolute Change
Felony	292	▲	+18.7%	+46
Garnishment	750	▲	+1.5%	+11
General Civil	1,362	▲	+54.8%	+482
Infraction/Civil Violation	1,433	▲	+19.6%	+235
Landlord /Tenant	302	▼	-35.5%	-166
Misdemeanor	1,235	▲	+26.8%	+261

Other	412	▲	-7.2%	-32
Protective Orders	100	▲	+56.3%	+36
<i>GRAND TOTAL</i>	5,886	▲	17.4%	+873

2025 Overall GRAND TOTAL		Distribution of Caseload			Change*		Percentage (%) of Caseload		
<div>2025 <div></div></div> <div>2024 <div></div></div> <div>+107 1.6% ↑</div>	7,004	Criminal	150	2%	14.5% ▲	+19	Criminal	2024 1.9%	2025 2.1%
		Traffic	6,611	94%	1.2% ▲	+81	Traffic	94.7%	94.4%
		Civil	233	3%	5.0% ▲	+11	Civil	3.2%	3.3%
		Civil Commitments	10	0%	-28.6% ▼	-4	Civil Commitments	0.2%	0.1%
		GRAND TOTAL	7,004	100%	1.6% ▲	+107	GRAND TOTAL	100%	100%

Dispositions by Division & Code

Division	Case Type Description	Code	Summary	Change	% Change	Absolute Change
Criminal	Misdemeanor	M	77	▼	-18.9%	-18
	Felony	F	42	▲	+55.6%	+15
	Capias	CA	16	▲	+166.7%	+10
	Civil Violation	CV	8	▲	+700.0%	+7
	Show Cause	SC	7	▲	+250.0%	+5
	Total		150	▲	14.5%	+19
Traffic	Infraction	I	5,418	▲	+5.6%	+285
	Misdemeanor	M	1,169	▼	-15.5%	-215
	Capias	CA	17	▲	+325.0%	+13
	Felony	F	3	▼	-50.0%	-3
	Civil Violation	CV	2	▲	-	+2
	Other	O	1	▲	-	+1
	Show Cause	SC	1	▲	-	+1
	Restricted Operators License	RL	0	▼	-100.0%	-3
	Total		6,611	▲	1.2%	+81
Civil	Warrant in Debt	WD	114	▲	+54.1%	+40
	Garnishment	GA	62	▼	-13.9%	-10
	Other	OT	14	▲	+250.0%	+10
	Unlawful Detainer	UD	14	▼	-74.1%	-40
	Admin License	AL	9	▲	+28.6%	+2
	Overweight	OC	5	▲	+66.7%	+2
	Detinue	DT	3	▲	+200.0%	+2
	Impoundment	IM	3	▲	+200.0%	+2
	Preliminary Protective Order	PP	3	▲	+50.0%	+1
	Show Cause	SC	3	▲	-	+3
	Protective Order	PO	2	▲	+100.0%	+1
	Interrogatory	IN	1	▲	-	+1
	Bond Forfeiture	BF	0	▼	-100.0%	-1
	Motion for Judgment	MJ	0	▼	-100.0%	-1
	Tenants Assertion	TA	0	▼	-100.0%	-1
	Total		233	▲	5.0%	+11
Civil Commitments	Temporary Detention Order	TD	9	▲	+12.5%	+1
	Emergency Custody Order	EC	1	▼	-80.0%	-4
	Mental Commitment	MC	0	▼	-100.0%	-1
	Total		10	▼	-28.6%	-4
GRAND TOTAL			7,004	▲	1.6%	+107

Dispositions by Major Case Category**

Category	Summary	Change	% Change	Absolute Change
Felony	45	▲	+36.4%	+12
Garnishment	63	▲	-12.5%	-9
General Civil	119	▲	+54.5%	+42
Infraction/Civil Violation	5,434	▲	+5.8%	+297
Landlord /Tenant	14	▼	-74.5%	-41
Misdemeanor	1,246	▼	-15.9%	-236
Other	78	▲	+105.3%	+40

Protective Orders	5	▲	+66.7%	+2
<i>GRAND TOTAL</i>	7,004	▲	1.6%	+107

2025 Overall GRAND TOTAL		Distribution of Caseload			Change*		Percentage (%) of Caseload		
<div>2025 <div>2,051</div></div> <div>2024 <div></div></div> <div>-57 -2.7%</div> <div>↓</div>		<div>Criminal</div>	147	7%	24.6%	▲	+29	<div>Criminal</div>	<div>2024</div> 5.6% <div>2025</div> 7.2%
		<div>Traffic</div>	1,506	73%	-7.3%	▼	-118	<div>Traffic</div>	77.0%73.4%
		<div>Civil</div>	391	19%	7.7%	▲	+28	<div>Civil</div>	17.2%19.1%
		<div>Civil Commitments</div>	7	0%	133.3%	▲	+4	<div>Civil Commitments</div>	0.1%0.3%
		<div>GRAND TOTAL</div>	2,051	100%	-2.7%	▼	-57	<div>GRAND TOTAL</div>	100%100%

Dispositions by Division & Code

Division	Case Type Description	Code	Summary	Change	% Change	Absolute Change
Criminal	Misdemeanor	M	80	▲	+37.9%	+22
	Felony	F	37	▲	+12.1%	+4
	Capias	CA	22	▲	+37.5%	+6
	Show Cause	SC	8	▼	-27.3%	-3
	Total		147	▲	24.6%	+29
Traffic	Infraction	I	1,285	▲	+0.1%	+1
	Misdemeanor	M	216	▼	-34.9%	-116
	Capias	CA	2	▼	-66.7%	-4
	Show Cause	SC	2	▲	+100.0%	+1
	Felony	F	1	↔		-
	Total		1,506	▼	-7.3%	-118
Civil	Garnishment	GA	152	▲	+114.1%	+81
	Warrant in Debt	WD	112	▲	+31.8%	+27
	Interrogatory	IN	94	▼	-24.8%	-31
	Unlawful Detainer	UD	21	▼	-4.5%	-1
	Detinue	DT	8	▼	-84.0%	-42
	Admin License	AL	1	▲	-	+1
	Bond Forfeiture	BF	1	▼	-66.7%	-2
	Preliminary Protective Order	PP	1	▲	-	+1
	Protective Order	PO	1	▲	-	+1
	Motion for Judgment	MJ	0	▼	-100.0%	-1
	Other	OT	0	▼	-100.0%	-4
	Show Cause	SC	0	▼	-100.0%	-1
	Tenants Assertion	TA	0	▼	-100.0%	-1
	Total		391	▲	7.7%	+28
Civil Commitments	Temporary Detention Order	TD	6	▲	+500.0%	+5
	Emergency Custody Order	EC	1	▼	-50.0%	-1
	Total		7	▲	133.3%	+4
GRAND TOTAL			2,051	▼	-2.7%	-57

Dispositions by Major Case Category**

Category	Summary	Change	% Change	Absolute Change
Felony	38	▲	+11.8%	+4
Garnishment	246	▲	+25.5%	+50
General Civil	120	▼	-13.7%	-19
Infraction/Civil Violation	1,285	▲	+0.1%	+1
Landlord /Tenant	21	▼	-8.7%	-2
Misdemeanor	296	▲	-24.1%	-94
Other	43	▲	+2.4%	+1
Protective Orders	2	▲	-	+2
GRAND TOTAL	2,051	▼	-2.7%	-57

2025 Overall GRAND TOTAL		Distribution of Caseload			Change*		Percentage (%) of Caseload			
<div>2025 <div></div></div> <div>2024 <div></div></div>	<div>4,080</div> <div>-145</div> <div>-3.4%</div> <div></div>	Criminal	89	2%	-6.3%	▼	-6	Criminal	2024 2.2%	2025 2.2%
		Traffic	3,568	87%	-6.1%	▼	-230	Traffic	89.9%	87.5%
		Civil	407	10%	32.6%	▲	+100	Civil	7.3%	10.0%
		Civil Commitments	16	0%	-36.0%	▼	-9	Civil Commitments	0.6%	0.4%
		GRAND TOTAL	4,080	100%	-3.4%	▼	-145	GRAND TOTAL	100%	100%

Dispositions by Division & Code

Division	Case Type Description	Code	Summary	Change	% Change	Absolute Change
Criminal	Misdemeanor	M	42	▲	+20.0%	+7
	Felony	F	31	▼	-26.2%	-11
	Capias	CA	7	▼	-36.4%	-4
	Show Cause	SC	6	▼	-14.3%	-1
	Civil Violation	CV	3	▲	-	+3
	Total		89	▼	-6.3%	-6
Traffic	Infraction	I	2,262	▼	-7.3%	-178
	Misdemeanor	M	1,282	▼	-4.0%	-53
	Capias	CA	15	▼	-21.1%	-4
	Show Cause	SC	5	▲	+400.0%	+4
	Felony	F	4	▲	+33.3%	+1
	Total		3,568	▼	-6.1%	-230
Civil	Interrogatory	IN	170	▲	+4.3%	+7
	Warrant in Debt	WD	113	▲	+76.6%	+49
	Garnishment	GA	100	▲	+138.1%	+58
	Unlawful Detainer	UD	9	▼	-59.1%	-13
	Preliminary Protective Order	PP	5	↔	-	-
	Admin License	AL	2	▲	+100.0%	+1
	Other	OT	2	▼	-33.3%	-1
	Protective Order	PO	2	↔	-	-
	Show Cause	SC	2	▼	-33.3%	-1
	Abstract	AJ	1	▲	-	+1
	Motion for Judgment	MJ	1	▲	-	+1
	Bond Forfeiture	BF	0	▼	-100.0%	-1
	Detinue	DT	0	▼	-100.0%	-1
	Total		407	▲	32.6%	+100
Civil Commitments	Emergency Custody Order	EC	6	▼	-14.3%	-1
	Mental Commitment	MC	5	▼	-58.3%	-7
	Temporary Detention Order	TD	5	▼	-16.7%	-1
	Total		16	▼	-36.0%	-9
GRAND TOTAL			4,080	▼	-3.4%	-145

Dispositions by Major Case Category**

Category	Summary	Change	% Change	Absolute Change
Felony	35	▲	-22.2%	-10
Garnishment	270	▲	+31.7%	+65
General Civil	114	▲	+75.4%	+49
Infraction/Civil Violation	2,265	▲	-7.2%	-175
Landlord /Tenant	9	▼	-59.1%	-13
Misdemeanor	1,324	▲	-3.4%	-46
Other	56	▲	-21.1%	-15
Protective Orders	7	↔	-	0
GRAND TOTAL	4,080	▼	-3.4%	-145

2025 Overall GRAND TOTAL		Distribution of Caseload			Change*		Percentage (%) of Caseload		
2025	3,255	<div><div></div></div>	-1,072	-24.8%	<div></div>		Criminal	2024	2025
								7.3%	9.3%
2024		<div></div>					Traffic	69.5%	60.9%
								20.0%	25.2%
							Civil	3.1%	4.6%
								100%	100%
GRAND TOTAL		3,255	100%	-24.8%	-1,072		GRAND TOTAL	100%	100%

Dispositions by Division & Code

Division	Case Type Description	Code	Summary	Change	% Change	Absolute Change
Criminal	Misdemeanor	M	151	▼	-9.0%	-15
	Felony	F	94	▼	-8.7%	-9
	Capias	CA	37	▲	+5.7%	+2
	Show Cause	SC	16	▲	+14.3%	+2
	Civil Violation	CV	4	▲	-	+4
	Total		302	▼	-5.0%	-16
Traffic	Infraction	I	1,520	▼	-36.0%	-856
	Misdemeanor	M	350	▼	-40.8%	-241
	Civil Violation	CV	71	▲	-	+71
	Capias	CA	26	▼	-16.1%	-5
	Show Cause	SC	8	▲	+33.3%	+2
	Felony	F	6	▲	+20.0%	+1
	Total		1,981	▼	-34.2%	-1,028
Civil	Warrant in Debt	WD	303	▲	+11.8%	+32
	Garnishment	GA	277	▲	+6.9%	+18
	Unlawful Detainer	UD	167	▼	-29.8%	-71
	Show Cause	SC	19	▲	+46.2%	+6
	Preliminary Protective Order	PP	15	▼	-28.6%	-6
	Other	OT	14	▲	-33.3%	-7
	Protective Order	PO	11	▲	+22.2%	+2
	Interrogatory	IN	3	▲	-	+3
	Motion for Judgment	MJ	3	▼	-40.0%	-2
	Abstract	AJ	2	▼	-75.0%	-6
	Tenants Assertion	TA	2	▲	+100.0%	+1
	Admin License	AL	1	▼	-75.0%	-3
	Bond Forfeiture	BF	1	▲	-	+1
	Capias	CA	1	↔	-	-
	Mechanic's Lien	ML	1	▲	-	+1
	Petition-Restore Arms	PR	1	↔	-	-
	Counterclaim	CC	0	▼	-100.0%	-1
	Detinue	DT	0	▼	-100.0%	-10
	Impoundment	IM	0	▼	-100.0%	-3
	Total		821	▼	-5.2%	-45
Civil Commitments	Mental Commitment	MC	82	▲	+15.5%	+11
	Emergency Custody Order	EC	32	↔	-	-
	Temporary Detention Order	TD	24	▲	+33.3%	+6
	Other	OT	12	↔	-	-
	Medical Emergency Temporary Detention Order	MT	1	↔	-	-
	Total		151	▲	12.7%	+17
GRAND TOTAL			3,255	▼	-24.8%	-1,072

Dispositions by Major Case Category**

Category	Summary	Change	% Change	Absolute Change
Felony	100	▲	-7.4%	-8
Garnishment	280	▲	+8.1%	+21
General Civil	309	▲	+7.7%	+22
Infraction/Civil Violation	1,595	▲	-32.9%	-781

Involuntary Civil Commitments	12	↔		0
Landlord /Tenant	169	▲	-29.3%	-70
Misdemeanor	501	▼	-33.8%	-256
Other	263	▲	+1.5%	+4
Protective Orders	26	▼	-13.3%	-4
GRAND TOTAL	3,255	▼	-24.8%	-1,072

2025 Overall GRAND TOTAL		Distribution of Caseload		Change*		Percentage (%) of Caseload				
<div>3,939</div> <div><div>2025</div><div>2024</div></div> <div>-5 -0.1%</div>		<div>Criminal</div>	368	9%	6.7%	▲	+23	<div>Criminal</div>	8.7%	9.3%
		<div>Traffic</div>	2,524	64%	-12.3%	▼	-354	<div>Traffic</div>	73.0%	64.1%
		<div>Civil</div>	873	22%	28.2%	▲	+192	<div>Civil</div>	17.3%	22.2%
		<div>Civil Commitments</div>	174	4%	335.0%	▲	+134	<div>Civil Commitments</div>	1.0%	4.4%
		<div>GRAND TOTAL</div>	3,939	100%	-0.1%	▼	-5	<div>GRAND TOTAL</div>	100%	100%

Dispositions by Division & Code

Division	Case Type Description	Code	Summary	Change	% Change	Absolute Change
Criminal	Misdemeanor	M	155	▼	-13.9%	-25
	Felony	F	145	▲	+34.3%	+37
	Capias	CA	52	▲	+79.3%	+23
	Show Cause	SC	9	▼	-10.0%	-1
	Civil Violation	CV	7	▼	-56.3%	-9
	Restricted Operators License	RL	0	▼	-100.0%	-2
	Total		368	▲	6.7%	+23
Traffic	Infraction	I	2,058	▼	-12.9%	-306
	Misdemeanor	M	425	▼	-7.0%	-32
	Capias	CA	31	▼	-29.5%	-13
	Felony	F	7	▲	+40.0%	+2
	Show Cause	SC	2	▼	-60.0%	-3
	Civil Violation	CV	1	↔		-
	Restricted Operators License	RL	0	▼	-100.0%	-2
	Total		2,524	▼	-12.3%	-354
Civil	Warrant in Debt	WD	373	▲	+40.2%	+107
	Garnishment	GA	305	▲	+46.6%	+97
	Unlawful Detainer	UD	113	▼	-18.1%	-25
	Admin License	AL	25	▲	+525.0%	+21
	Impoundment	IM	15	▲	+400.0%	+12
	Preliminary Protective Order	PP	11	▲	+10.0%	+1
	Other	OT	8	▼	-66.7%	-16
	Protective Order	PO	6	▼	-40.0%	-4
	Show Cause	SC	6	▼	-14.3%	-1
	Detinue	DT	3	▲	-	+3
	Motion for Judgment	MJ	3	↔		-
	Overweight	OC	3	▲	+50.0%	+1
	Abstract	AJ	1	▼	-75.0%	-3
	Interrogatory	IN	1	▲	-	+1
	Petition-Restore Arms	PR	0	▼	-100.0%	-1
	Tenants Assertion	TA	0	▼	-100.0%	-1
	Total		873	▲	28.2%	+192
Civil Commitments	Emergency Custody Order	EC	174	▲	+770.0%	+154
	Temporary Detention Order	TD	0	▼	-100.0%	-20
	Total		174	▲	335.0%	+134
GRAND TOTAL			3,939	▼	-0.1%	-5

Dispositions by Major Case Category**

Category	Summary	Change	% Change	Absolute Change
Felony	152	▲	+34.5%	+39
Garnishment	306	▲	+47.1%	+98
General Civil	386	▲	+40.4%	+111
Infraction/Civil Violation	2,069	▼	-13.2%	-314
Landlord /Tenant	113	▼	-18.7%	-26
Misdemeanor	580	▼	-9.5%	-61
Other	316	▲	+91.5%	+151

Protective Orders	17	▼	-15.0%	-3
GRAND TOTAL	3,939	▼	-0.1%	-5

2025 Overall GRAND TOTAL		Distribution of Caseload			Change*		Percentage (%) of Caseload		
<div>2025 <div></div></div> <div>2024 <div></div></div> <div>+64 19.3% ↑</div>	395	Criminal	30	8%	15.4% ▲	+4	Criminal	2024 7.9%	2025 7.6%
		Traffic	275	70%	8.7% ▲	+22	Traffic	76.4%	69.6%
		Civil	86	22%	79.2% ▲	+38	Civil	14.5%	21.8%
		Civil Commitments	4	1%	0.0%	0	Civil Commitments	1.2%	1.0%
		GRAND TOTAL	395	100%	19.3% ▲	+64	GRAND TOTAL	100%	100%

Dispositions by Division & Code

Division	Case Type Description	Code	Summary	Change	% Change	Absolute Change
Criminal	Misdemeanor	M	22	▲	+46.7%	+7
	Capias	CA	2	↔		-
	Civil Violation	CV	2	↔		-
	Felony	F	2	↔		-
	Show Cause	SC	2	▼	-60.0%	-3
	Total		30	▲	15.4%	+4
Traffic	Infraction	I	239	▲	+12.7%	+27
	Misdemeanor	M	33	▼	-13.2%	-5
	Felony	F	2	▲	+100.0%	+1
	Restricted Operators License	RL	1	▲	-	+1
	Capias	CA	0	▼	-100.0%	-1
	Show Cause	SC	0	▼	-100.0%	-1
	Total		275	▲	8.7%	+22
Civil	Warrant in Debt	WD	56	▲	+124.0%	+31
	Garnishment	GA	23	▲	+43.8%	+7
	Unlawful Detainer	UD	4	▼	-20.0%	-1
	Other	OT	2	▲	-	+2
	Preliminary Protective Order	PP	1	↔		-
	Admin License	AL	0	▼	-100.0%	-1
	Total		86	▲	79.2%	+38
Civil Commitments	Temporary Detention Order	TD	3	↔		-
	Emergency Custody Order	EC	1	↔		-
	Total		4		0.0%	0
GRAND TOTAL			395	▲	19.3%	+64

Dispositions by Major Case Category**

Category	Summary	Change	% Change	Absolute Change
Felony	4	▲	+33.3%	+1
Garnishment	23	▲	+43.8%	+7
General Civil	57	▲	+128.0%	+32
Infraction/Civil Violation	241	▲	+12.6%	+27
Landlord /Tenant	4	▼	-20.0%	-1
Misdemeanor	56	▲	+5.7%	+3
Other	9	▲	-35.7%	-5
Protective Orders	1	↔		0
GRAND TOTAL	395	▲	19.3%	+64

2025 Overall GRAND TOTAL		Distribution of Caseload			Change*		Percentage (%) of Caseload		
<div>2025 <div></div></div> <div>2024 <div></div></div> <div>+423 12.3% ↑</div>	3,872	Criminal	127	3%	18.7%	▲	+20	Criminal	2024 3.1% 2025 3.3%
		Traffic	3,503	90%	10.2%	▲	+323	Traffic	92.2% 90.5%
		Civil	235	6%	49.7%	▲	+78	Civil	4.6% 6.1%
		Civil Commitments	7	0%	40.0%	▲	+2	Civil Commitments	0.1% 0.2%
		GRAND TOTAL	3,872	100%	12.3%	▲	+423	GRAND TOTAL	100% 100%

Dispositions by Division & Code

Division	Case Type Description	Code	Summary	Change	% Change	Absolute Change
Criminal	Misdemeanor	M	71	▲	+20.3%	+12
	Felony	F	37	▲	+15.6%	+5
	Capias	CA	9	▲	+80.0%	+4
	Show Cause	SC	7	▲	+250.0%	+5
	Civil Violation	CV	3	▼	-66.7%	-6
	Total		127	▲	18.7%	+20
Traffic	Infraction	I	2,625	▲	+6.0%	+148
	Misdemeanor	M	784	▲	+16.3%	+110
	Civil Violation	CV	55	▲	-	+55
	Capias	CA	33	▲	+65.0%	+13
	Show Cause	SC	4	▼	-50.0%	-4
	Felony	F	2	▲	+100.0%	+1
	Total		3,503	▲	10.2%	+323
Civil	Warrant in Debt	WD	99	▲	+17.9%	+15
	Garnishment	GA	98	▲	+100.0%	+49
	Unlawful Detainer	UD	17	▲	+41.7%	+5
	Admin License	AL	9	▲	+350.0%	+7
	Other	OT	7	▲	+133.3%	+4
	Impoundment	IM	2	▲	+100.0%	+1
	Abstract	AJ	1	▲	-	+1
	Motion for Judgment	MJ	1	↔		-
	Preliminary Protective Order	PP	1	↔		-
	Bond Forfeiture	BF	0	▼	-100.0%	-1
	Detinue	DT	0	▼	-100.0%	-1
	Protective Order	PO	0	▼	-100.0%	-1
	Tenants Assertion	TA	0	▼	-100.0%	-1
	Total		235	▲	49.7%	+78
Civil Commitments	Temporary Detention Order	TD	7	▲	+40.0%	+2
Total			7	▲	40.0%	+2
GRAND TOTAL			3,872	▲	12.3%	+423

Dispositions by Major Case Category**

Category	Summary	Change	% Change	Absolute Change
Felony	39	▲	+18.2%	+6
Garnishment	98	▲	+100.0%	+49
General Civil	101	▲	+17.4%	+15
Infraction/Civil Violation	2,683	▲	+7.9%	+197
Landlord /Tenant	17	▼	+30.8%	+4
Misdemeanor	855	▲	+16.6%	+122
Other	78	▲	+66.0%	+31
Protective Orders	1	▼	-50.0%	-1
GRAND TOTAL		3,872	▲	12.3% +423

2025 Overall GRAND TOTAL		Distribution of Caseload			Change*		Percentage (%) of Caseload		
<div>2025 <div></div></div> <div>2024 <div></div></div> <div>+1,120 15.5%</div> <div>↑</div>	8,329	Civil	8,074	97%	15.2% ▲	+1,067	Civil	2024 97.2%	2025 96.9%
		Civil Commitments	255	3%	26.2% ▲	+53	Civil Commitments	2.8%	3.1%
		GRAND TOTAL	8,329	100%	15.5% ▲	+1,120	GRAND TOTAL	100%	100%

Dispositions by Division & Code

Division	Case Type Description	Code	Summary	Change	% Change	Absolute Change
Civil	Garnishment	GA	3,345	▲	+91.5%	+1,598
	Warrant in Debt	WD	1,969	▲	+20.1%	+329
	Unlawful Detainer	UD	1,918	▼	-37.4%	-1,145
	Other	OT	210	▲	+4,100.0%	+205
	Motion for Judgment	MJ	156	▼	-13.8%	-25
	Show Cause	SC	125	▲	+197.6%	+83
	Preliminary Protective Order	PP	113	↔		-
	Protective Order	PO	88	▲	+15.8%	+12
	Abstract	AJ	75	▲	+74.4%	+32
	Interrogatory	IN	52	▲	+8.3%	+4
	Detinue	DT	12	▼	-69.2%	-27
	Tenants Assertion	TA	9	▼	-10.0%	-1
	Counterclaim	CC	1	▲	-	+1
	Emergency Substantial Risk Order	SR	1	▲	-	+1
Total			8,074	▲	15.2%	+1,067
Civil Commitments	Temporary Detention Order	TD	177	▲	+25.5%	+36
	Emergency Custody Order	EC	78	▲	+30.0%	+18
	Mental Commitment	MC	0	▼	-100.0%	-1
Total			255	▲	26.2%	+53
GRAND TOTAL			8,329	▲	15.5%	+1,120

Dispositions by Major Case Category**

Category	Summary	Change	% Change	Absolute Change
Garnishment	3,397	▲	+89.2%	+1,602
General Civil	2,142	▲	+15.0%	+279
Landlord /Tenant	1,927	▼	-37.3%	-1,146
New to Workload Study	1	▲	-	+1
Other	661	▲	+128.7%	+372
Protective Orders	201	▲	+6.3%	+12
GRAND TOTAL	8,329	▲	15.5%	+1,120

2025 Overall GRAND TOTAL		Distribution of Caseload			Change*		Percentage (%) of Caseload		
<div>2025 <div></div></div> <div>2024 <div></div></div>	<div>2,496</div> <div>-128 -4.9%</div> <div>↓</div>	Criminal	2,405	96%	-4.6%	▼	-115	2024	2025
		Traffic	91	4%	-8.1%	▼	-8	96.0%	96.4%
		Civil	0	0%	-100.0%	▼	-5	3.8%	3.6%
		GRAND TOTAL	2,496	100%	-4.9%	▼	-128	0.2%	0.0%
GRAND TOTAL								100%	100%

Dispositions by Division & Code

Division	Case Type Description	Code	Summary	Change	% Change	Absolute Change
Criminal	Misdemeanor	M	1,699	▲	+1.3%	+22
	Felony	F	573	▼	-21.5%	-157
	Capias	CA	54	▲	+125.0%	+30
	Show Cause	SC	50	▼	-5.7%	-3
	Civil Violation	CV	29	▼	-19.4%	-7
	Total		2,405	▼	-4.6%	-115
Traffic	Infraction	I	55	▼	-15.4%	-10
	Misdemeanor	M	29	↔		-
	Show Cause	SC	5	▲	-	+5
	Felony	F	2	▼	-60.0%	-3
	Total		91	▼	-8.1%	-8
Civil	Bond Forfeiture	BF	0	▼	-100.0%	-5
	Total		0	▼	-100.0%	-5
GRAND TOTAL			2,496	▼	-4.9%	-128

Dispositions by Major Case Category**

Category	Summary	Change	% Change	Absolute Change
Felony	575	▼	-21.8%	-160
Infraction/Civil Violation	84	▼	-16.8%	-17
Misdemeanor	1,728	▲	+1.3%	+22
Other	109	▲	+32.9%	+27
GRAND TOTAL	2,496	▼	-4.9%	-128

2025 Overall GRAND TOTAL		Distribution of Caseload			Change*		Percentage (%) of Caseload		
<div>2025 <div></div></div> <div>2024 <div></div></div> <div>+29 0.5%</div> <div>↑</div>	5,762	Criminal	575	10%	1.8% ▲	+10	Criminal	2024 9.9%	2025 10.0%
		Traffic	5,090	88%	0.9% ▲	+47	Traffic	88.0%	88.3%
		Civil	97	2%	-22.4% ▼	-28	Civil	2.2%	1.7%
		GRAND TOTAL	5,762	100%	0.5% ▲	+29	GRAND TOTAL	100%	100%

Dispositions by Division & Code

Division	Case Type Description	Code	Summary	Change	% Change	Absolute Change
Criminal	Misdemeanor	M	414	▲	+5.1%	+20
	Felony	F	60	▲	+42.9%	+18
	Civil Violation	CV	54	▼	-28.9%	-22
	Show Cause	SC	28	▼	-24.3%	-9
	Capias	CA	14	▲	+75.0%	+6
	Restricted Operators License	RL	5	▼	-37.5%	-3
	Total		575	▲	1.8%	+10
Traffic	Infraction	I	3,613	▼	-0.1%	-4
	Misdemeanor	M	1,316	▲	+7.9%	+96
	Other	O	95	▼	-33.6%	-48
	Civil Violation	CV	27	▼	-6.9%	-2
	Felony	F	27	▲	+8.0%	+2
	Show Cause	SC	7	▲	+250.0%	+5
	Capias	CA	4	▼	-20.0%	-1
	Restricted Operators License	RL	1	▼	-50.0%	-1
	Total		5,090	▲	0.9%	+47
Civil	Admin License	AL	73	▼	-24.0%	-23
	Impoundment	IM	12	▼	-25.0%	-4
	Bond Forfeiture	BF	7	↔	-	-
	Other	OT	5	▲	-16.7%	-1
	Total		97	▼	-22.4%	-28
GRAND TOTAL			5,762	▲	0.5%	+29

Dispositions by Major Case Category**

Category	Summary	Change	% Change	Absolute Change
Felony	87	▲	+29.9%	+20
General Civil	4	▼	-33.3%	-2
Infraction/Civil Violation	3,789	▼	-2.0%	-76
Misdemeanor	1,736	▼	+6.9%	+112
Other	146	▲	-14.6%	-25
GRAND TOTAL	5,762	▲	0.5%	+29

2025 Overall GRAND TOTAL		Distribution of Caseload			Change*		Percentage (%) of Caseload			
<div>2025 <div></div></div> <div>2024 <div></div></div>	<div>12,415</div> <div>-113</div> <div>-0.9%</div> <div></div>	Criminal	2,157	17%	38.0%	▲	+594	Criminal	2024 12.5%	2025 17.4%
		Traffic	3,492	28%	-12.3%	▼	-492	Traffic	31.8%	28.1%
		Civil	6,121	49%	-2.7%	▼	-170	Civil	50.2%	49.3%
		Civil Commitments	645	5%	-6.5%	▼	-45	Civil Commitments	5.5%	5.2%
		GRAND TOTAL	12,415	100%	-0.9%	▼	-113	GRAND TOTAL	100%	100%

Dispositions by Division & Code

Division	Case Type Description	Code	Summary	Change	% Change	Absolute Change
Criminal	Misdemeanor	M	1,280	▲	+26.9%	+271
	Felony	F	548	▲	+56.6%	+198
	Show Cause	SC	153	▲	+80.0%	+68
	Capias	CA	122	▲	+74.3%	+52
	Civil Violation	CV	54	▲	+10.2%	+5
	Total		2,157	▲	38.0%	+594
Traffic	Infraction	I	2,211	▼	-20.8%	-579
	Misdemeanor	M	1,078	▼	-5.4%	-61
	Civil Violation	CV	136	▲	-	+136
	Felony	F	32	▲	+45.5%	+10
	Capias	CA	23	▲	+35.3%	+6
	Show Cause	SC	12	↔	-	-
	Restricted Operators License	RL	0	▼	-100.0%	-4
	Total		3,492	▼	-12.3%	-492
Civil	Warrant in Debt	WD	2,336	▲	+11.3%	+237
	Garnishment	GA	1,763	▲	+13.1%	+204
	Unlawful Detainer	UD	1,325	▼	-28.7%	-533
	Other	OT	161	▲	+29.8%	+37
	Preliminary Protective Order	PP	95	▼	-19.5%	-23
	Protective Order	PO	82	▼	-3.5%	-3
	Show Cause	SC	79	▼	-11.2%	-10
	Bond Forfeiture	BF	73	▼	-28.4%	-29
	Motion for Judgment	MJ	55	▲	+19.6%	+9
	Admin License	AL	52	▼	-8.8%	-5
	Interrogatory	IN	34	↔	-	-
	Abstract	AJ	30	▼	-37.5%	-18
	Tenants Assertion	TA	20	▲	+42.9%	+6
	Detinue	DT	8	▼	-81.4%	-35
	Counterclaim	CC	5	▼	-64.3%	-9
	Impoundment	IM	3	▲	+200.0%	+2
	Total		6,121	▼	-2.7%	-170
Civil Commitments	Mental Commitment	MC	328	▲	+11.9%	+35
	Temporary Detention Order	TD	206	▼	-7.6%	-17
	Emergency Custody Order	EC	72	▼	-44.6%	-58
	Other	OT	29	▼	-9.4%	-3
	Medical Emergency Temporary Detention Order	MT	10	▼	-16.7%	-2
	Total		645	▼	-6.5%	-45
GRAND TOTAL			12,415	▼	-0.9%	-113

Dispositions by Major Case Category**

Category	Summary	Change	% Change	Absolute Change
Felony	580	▲	+55.9%	+208
Garnishment	1,797	▲	+12.8%	+204
General Civil	2,440	▼	+9.4%	+209
Infraction/Civil Violation	2,401	▲	-15.4%	-438
Involuntary Civil Commitments	29	▼	-9.4%	-3
Landlord /Tenant	1,345	▲	-28.2%	-527

Misdemeanor	2,358	▼	+9.6%	+206
Other	1,288	▲	+4.4%	+54
Protective Orders	177	▼	-12.8%	-26
GRAND TOTAL	12,415	▼	-0.9%	-113

2025 Overall GRAND TOTAL		Distribution of Caseload			Change*		Percentage (%) of Caseload		
2025 2024	<div><div></div><div></div></div> <div>330</div> <div>-30</div> <div>-8.3%</div> <div></div>	Criminal	65	20%	103.1%	▲	+33	2024	2025
		Traffic	176	53%	-23.8%	▼	-55	8.9%	19.7%
		Civil	87	26%	-10.3%	▼	-10	64.2%	53.3%
		Civil Commitments	2	1%	-	▲	+2	26.9%	26.4%
		GRAND TOTAL	330	100%	-8.3%	▼	-30	0.0%	0.6%
							GRAND TOTAL	100%	100%

Dispositions by Division & Code

Division	Case Type Description	Code	Summary	Change	% Change	Absolute Change
Criminal	Misdemeanor	M	30	▲	+30.4%	+7
	Felony	F	19	▲	+850.0%	+17
	Civil Violation	CV	8	▲	-	+8
	Show Cause	SC	5	▲	+400.0%	+4
	Capias	CA	3	▼	-40.0%	-2
	Restricted Operators License	RL	0	▼	-100.0%	-1
	Total		65	▲	103.1%	+33
Traffic	Infraction	I	141	▼	-28.8%	-57
	Misdemeanor	M	31	▲	+3.3%	+1
	Capias	CA	2	▲	-	+2
	Show Cause	SC	2	▲	+100.0%	+1
	Felony	F	0	▼	-100.0%	-1
	Restricted Operators License	RL	0	▼	-100.0%	-1
	Total		176	▼	-23.8%	-55
Civil	Warrant in Debt	WD	52	▲	+20.9%	+9
	Garnishment	GA	30	▼	-14.3%	-5
	Admin License	AL	4	▲	+300.0%	+3
	Unlawful Detainer	UD	1	▼	-83.3%	-5
	Counterclaim	CC	0	▼	-100.0%	-1
	Detinue	DT	0	▼	-100.0%	-1
	Other	OT	0	▼	-100.0%	-3
	Preliminary Protective Order	PP	0	▼	-100.0%	-4
	Protective Order	PO	0	▼	-100.0%	-3
	Total		87	▼	-10.3%	-10
Civil Commitments	Emergency Custody Order	EC	1	▲	-	+1
	Temporary Detention Order	TD	1	▲	-	+1
	Total		2	▲	-	+2
GRAND TOTAL			330	▼	-8.3%	-30

Dispositions by Major Case Category**

Category	Summary	Change	% Change	Absolute Change
Felony	19	▲	+533.3%	+16
Garnishment	30	▼	-14.3%	-5
General Civil	52	▼	+18.2%	+8
Infraction/Civil Violation	149	▲	-24.7%	-49
Landlord /Tenant	1	▼	-83.3%	-5
Misdemeanor	61	▼	+10.9%	+6
Other	18	▲	+50.0%	+6
Protective Orders	0	▼	-100.0%	-7
GRAND TOTAL		▼	-8.3%	-30

2025 Overall GRAND TOTAL		Distribution of Caseload			Change*		Percentage (%) of Caseload		
<div>2025 <div></div></div> <div>2024 <div></div></div> <div>+223 7.1% ↑</div>	3,350	Criminal	435	13%	-1.1%	▼	-5	Criminal	2024 14.1% 2025 13.0%
		Traffic	2,133	64%	2.3%	▲	+47	Traffic	66.7% 63.7%
		Civil	768	23%	32.6%	▲	+189	Civil	18.5% 22.9%
		Civil Commitments	14	0%	-36.4%	▼	-8	Civil Commitments	0.7% 0.4%
		GRAND TOTAL	3,350	100%	7.1%	▲	+223	GRAND TOTAL	100% 100%

Dispositions by Division & Code

Division	Case Type Description	Code	Summary	Change	% Change	Absolute Change
Criminal	Misdemeanor	M	270	▼	-4.6%	-13
	Felony	F	71	▼	-20.2%	-18
	Show Cause	SC	41	▲	+95.2%	+20
	Capias	CA	40	▲	+29.0%	+9
	Civil Violation	CV	13	▼	-18.8%	-3
	Total		435	▼	-1.1%	-5
Traffic	Infraction	I	1,905	▲	+3.0%	+56
	Misdemeanor	M	222	↔		-
	Show Cause	SC	3	▼	-50.0%	-3
	Felony	F	2	▼	-60.0%	-3
	Capias	CA	1	▼	-66.7%	-2
	Restricted Operators License	RL	0	▼	-100.0%	-1
	Total		2,133	▲	2.3%	+47
Civil	Warrant in Debt	WD	406	▲	+81.3%	+182
	Garnishment	GA	148	▲	+16.5%	+21
	Unlawful Detainer	UD	61	▼	-29.9%	-26
	Other	OT	36	▲	-2.7%	-1
	Impoundment	IM	30	▲	+36.4%	+8
	Admin License	AL	28	▼	-3.4%	-1
	Preliminary Protective Order	PP	25	▲	+4.2%	+1
	Protective Order	PO	15	▲	+87.5%	+7
	Show Cause	SC	6	▲	+500.0%	+5
	Bond Forfeiture	BF	3	▼	-57.1%	-4
	Detinue	DT	3	↔		-
	Interrogatory	IN	2	↔		-
	Motion for Judgment	MJ	2	↔		-
	Abstract	AJ	1	▼	-66.7%	-2
	Petition-Restore Arms	PR	1	↔		-
	Tenants Assertion	TA	1	▲	-	+1
	Counterclaim	CC	0	▼	-100.0%	-2
	Total		768	▲	32.6%	+189
Civil Commitments	Temporary Detention Order	TD	9	▼	-40.0%	-6
	Emergency Custody Order	EC	5	▼	-16.7%	-1
	Mental Commitment	MC	0	▼	-100.0%	-1
	Total		14	▼	-36.4%	-8
GRAND TOTAL			3,350	▲	7.1%	+223

Dispositions by Major Case Category**

Category	Summary	Change	% Change	Absolute Change
Felony	73	▼	-22.3%	-21
Garnishment	150	▲	+16.3%	+21
General Civil	414	▲	+79.2%	+183
Infraction/Civil Violation	1,918	▼	+2.8%	+53
Landlord /Tenant	62	▲	-28.7%	-25
Misdemeanor	492	▼	-2.8%	-14
Other	201	▲	+9.8%	+18

Protective Orders	40	▲	+25.0%	+8
<i>GRAND TOTAL</i>	3,350	▲	7.1%	+223

2025 Overall GRAND TOTAL		Distribution of Caseload			Change*		Percentage (%) of Caseload		
<div>2025 <div></div></div> <div>2024 <div></div></div> <div>+332 41.1% ↑</div>	1,139	Criminal	81	7%	2.5% ▲	+2	Criminal	2024 9.8%	2025 7.1%
		Traffic	872	77%	32.9% ▲	+216	Traffic	81.3%	76.6%
		Civil	182	16%	156.3% ▲	+111	Civil	8.8%	16.0%
		Civil Commitments	4	0%	300.0% ▲	+3	Civil Commitments	0.1%	0.4%
		GRAND TOTAL	1,139	100%	41.1% ▲	+332	GRAND TOTAL	100%	100%

Dispositions by Division & Code

Division	Case Type Description	Code	Summary	Change	% Change	Absolute Change
Criminal	Misdemeanor	M	61	▲	+1.7%	+1
	Felony	F	12	▲	+20.0%	+2
	Capias	CA	3	▼	-40.0%	-2
	Show Cause	SC	3	▲	+200.0%	+2
	Civil Violation	CV	2	↔		-
	Restricted Operators License	RL	0	▼	-100.0%	-1
	Total		81	▲	2.5%	+2
Traffic	Infraction	I	727	▲	+27.3%	+156
	Misdemeanor	M	139	▲	+67.5%	+56
	Capias	CA	3	▲	-	+3
	Show Cause	SC	2	▲	+100.0%	+1
	Restricted Operators License	RL	1	↔		-
	Total		872	▲	32.9%	+216
Civil	Warrant in Debt	WD	143	▲	+472.0%	+118
	Garnishment	GA	20	↔		-
	Other	OT	6	▲	+20.0%	+1
	Admin License	AL	5	▲	+66.7%	+2
	Unlawful Detainer	UD	3	▼	-50.0%	-3
	Preliminary Protective Order	PP	2	▼	-33.3%	-1
	Protective Order	PO	2	▼	-60.0%	-3
	Impoundment	IM	1	▲	-	+1
	Counterclaim	CC	0	▼	-100.0%	-1
	Detinue	DT	0	▼	-100.0%	-3
	Total		182	▲	156.3%	+111
Civil Commitments	Temporary Detention Order	TD	3	▲	+200.0%	+2
	Emergency Custody Order	EC	1	▲	-	+1
	Total		4	▲	300.0%	+3
GRAND TOTAL			1,139	▲	41.1%	+332

Dispositions by Major Case Category**

Category	Summary	Change	% Change	Absolute Change
Felony	12	▲	+20.0%	+2
Garnishment	20	↔		0
General Civil	143	▲	+410.7%	+115
Infraction/Civil Violation	729	▲	+27.2%	+156
Landlord /Tenant	3	▼	-50.0%	-3
Misdemeanor	201	▼	+38.6%	+56
Other	27	▲	+58.8%	+10
Protective Orders	4	▼	-50.0%	-4
GRAND TOTAL	1,139	▲	41.1%	+332

2025 Overall GRAND TOTAL		Distribution of Caseload			Change*		Percentage (%) of Caseload		
<div>2025 <div></div></div> <div>2024 <div></div></div> <div>-168 -13.2%</div> <div>↓</div>	1,107	Criminal	153	14%	33.0%	▲	+38	Criminal	2024 9.0% 2025 13.8%
		Traffic	677	61%	-27.0%	▼	-250	Traffic	72.7% 61.2%
		Civil	272	25%	17.7%	▲	+41	Civil	18.1% 24.6%
		Civil Commitments	5	0%	150.0%	▲	+3	Civil Commitments	0.2% 0.5%
		GRAND TOTAL	1,107	100%	-13.2%	▼	-168	GRAND TOTAL	100% 100%

Dispositions by Division & Code

Division	Case Type Description	Code	Summary	Change	% Change	Absolute Change
Criminal	Misdemeanor	M	90	▲	+16.9%	+13
	Felony	F	31	▲	+34.8%	+8
	Capias	CA	20	▲	+81.8%	+9
	Show Cause	SC	9	▲	+200.0%	+6
	Civil Violation	CV	3	▲	-	+3
	Restricted Operators License	RL	0	▼	-100.0%	-1
	Total		153	▲	33.0%	+38
Traffic	Infraction	I	576	▼	-28.4%	-228
	Misdemeanor	M	99	▼	-17.5%	-21
	Capias	CA	2	↔	-	-
	Civil Violation	CV	0	▼	-100.0%	-1
	Total		677	▼	-27.0%	-250
Civil	Warrant in Debt	WD	140	▲	+25.0%	+28
	Garnishment	GA	80	▲	+21.2%	+14
	Unlawful Detainer	UD	15	▼	-42.3%	-11
	Other	OT	13	▲	+8.3%	+1
	Admin License	AL	8	▲	+166.7%	+5
	Protective Order	PO	7	▲	+16.7%	+1
	Preliminary Protective Order	PP	5	▲	+66.7%	+2
	Detinue	DT	1	▲	-	+1
	Interrogatory	IN	1	▲	-	+1
	Motion for Judgment	MJ	1	▲	-	+1
	Petition-Restore Arms	PR	1	▲	-	+1
	Abstract	AJ	0	▼	-100.0%	-2
	Counterclaim	CC	0	▼	-100.0%	-1
	Total		272	▲	17.7%	+41
Civil Commitments	Temporary Detention Order	TD	3	▲	+50.0%	+1
	Emergency Custody Order	EC	2	▲	-	+2
	Total		5	▲	150.0%	+3
GRAND TOTAL			1,107	▼	-13.2%	-168

Dispositions by Major Case Category**

Category	Summary	Change	% Change	Absolute Change
Felony	31	▲	+34.8%	+8
Garnishment	81	▲	+22.7%	+15
General Civil	144	▲	+27.4%	+31
Infraction/Civil Violation	579	▲	-28.1%	-226
Landlord /Tenant	15	▼	-42.3%	-11
Misdemeanor	189	▼	-4.5%	-9
Other	56	▲	+60.0%	+21
Protective Orders	12	▲	+33.3%	+3
GRAND TOTAL	1,107	▼	-13.2%	-168

2025 Overall GRAND TOTAL		Distribution of Caseload			Change*		Percentage (%) of Caseload			
<div><div>491</div><div><div>2025</div><div>2024</div></div><div>+47 10.6%</div></div>		<div>Criminal</div>	82	17%	22.4%	▲	+15	<div>Criminal</div>	2024 15.1%	2025 16.7%
		<div>Traffic</div>	328	67%	17.1%	▲	+48	<div>Traffic</div>	63.1%	66.8%
		<div>Civil</div>	76	15%	-20.0%	▼	-19	<div>Civil</div>	21.4%	15.5%
		<div>Civil Commitments</div>	5	1%	150.0%	▲	+3	<div>Civil Commitments</div>	0.5%	1.0%
		<div>GRAND TOTAL</div>	491	100%	10.6%	▲	+47	<div>GRAND TOTAL</div>	100%	100%

Dispositions by Division & Code

Division	Case Type Description	Code	Summary	Change	% Change	Absolute Change
Criminal	Misdemeanor	M	51	▲	+2.0%	+1
	Felony	F	19	▲	+171.4%	+12
	Capias	CA	6	▲	+100.0%	+3
	Civil Violation	CV	3	▼	-25.0%	-1
	Show Cause	SC	3	↔		-
	Total		82	▲	22.4%	+15
Traffic	Infraction	I	279	▲	+25.1%	+56
	Misdemeanor	M	48	▼	-14.3%	-8
	Felony	F	1	▲	-	+1
	Capias	CA	0	▼	-100.0%	-1
	Total		328	▲	17.1%	+48
Civil	Warrant in Debt	WD	30	▼	-18.9%	-7
	Garnishment	GA	25	▲	+25.0%	+5
	Other	OT	6	▼	-25.0%	-2
	Protective Order	PO	4	▼	-20.0%	-1
	Unlawful Detainer	UD	4	▼	-60.0%	-6
	Admin License	AL	3	▼	-57.1%	-4
	Preliminary Protective Order	PP	3	▼	-50.0%	-3
	Impoundment	IM	1	↔		-
	Detinue	DT	0	▼	-100.0%	-1
	Total		76	▼	-20.0%	-19
Civil Commitments	Temporary Detention Order	TD	3	▲	+50.0%	+1
	Emergency Custody Order	EC	2	▲	-	+2
	Total		5	▲	150.0%	+3
GRAND TOTAL			491	▲	10.6%	+47

Dispositions by Major Case Category**

Category	Summary	Change	% Change	Absolute Change
Felony	20	▲	+185.7%	+13
Garnishment	25	▲	+25.0%	+5
General Civil	30	▼	-23.1%	-9
Infraction/Civil Violation	282	▲	+24.2%	+55
Landlord /Tenant	4	▼	-60.0%	-6
Misdemeanor	99	▼	-6.6%	-7
Other	24	▲		0
Protective Orders	7	▼	-36.4%	-4
GRAND TOTAL	491	▲	10.6%	+47

2025 Overall GRAND TOTAL		Distribution of Caseload				Change*		Percentage (%) of Caseload		
<div>2025 <div></div></div> <div>2024 <div></div></div> <div>397</div> <div>-54 -12.0%</div> <div></div>	Criminal		57	14%	-3.4%	▼	-2	Criminal	2024 13.1%	2025 14.4%
	Traffic		251	63%	-8.4%	▼	-23	Traffic	60.8%	63.2%
	Civil		82	21%	-26.8%	▼	-30	Civil	24.8%	20.7%
	Civil Commitments		7	2%	16.7%	▲	+1	Civil Commitments	1.3%	1.8%
	GRAND TOTAL		397	100%	-12.0%	▼	-54	GRAND TOTAL	100%	100%

Dispositions by Division & Code

Division	Case Type Description	Code	Summary	Change	% Change	Absolute Change
Criminal	Misdemeanor	M	44	▲	+29.4%	+10
	Felony	F	7	▼	-46.2%	-6
	Capias	CA	3	▼	-50.0%	-3
	Show Cause	SC	2	↔		-
	Civil Violation	CV	1	▼	-75.0%	-3
	Total		57	▼	-3.4%	-2
Traffic	Infraction	I	206	▼	-7.6%	-17
	Misdemeanor	M	43	▼	-10.4%	-5
	Felony	F	1	▼	-50.0%	-1
	Show Cause	SC	1	▲	-	+1
	Civil Violation	CV	0	▼	-100.0%	-1
	Total		251	▼	-8.4%	-23
Civil	Warrant in Debt	WD	45	▼	-10.0%	-5
	Garnishment	GA	16	▼	-36.0%	-9
	Other	OT	6	▼	-33.3%	-3
	Unlawful Detainer	UD	5	▼	-50.0%	-5
	Admin License	AL	3	▼	-40.0%	-2
	Interrogatory	IN	2	▲	-	+2
	Preliminary Protective Order	PP	2	▼	-50.0%	-2
	Abstract	AJ	1	▼	-50.0%	-1
	Detinue	DT	1	↔		-
	Protective Order	PO	1	▼	-50.0%	-1
	Bond Forfeiture	BF	0	▼	-100.0%	-1
	Impoundment	IM	0	▼	-100.0%	-3
	Total		82	▼	-26.8%	-30
Civil Commitments	Temporary Detention Order	TD	6	▲	+100.0%	+3
	Emergency Custody Order	EC	1	▼	-66.7%	-2
	Total		7	▲	16.7%	+1
GRAND TOTAL			397	▼	-12.0%	-54

Dispositions by Major Case Category**

Category	Summary	Change	% Change	Absolute Change
Felony	8	▼	-46.7%	-7
Garnishment	18	▲	-28.0%	-7
General Civil	46	▼	-13.2%	-7
Infraction/Civil Violation	207	▼	-9.2%	-21
Landlord /Tenant	5	▼	-50.0%	-5
Misdemeanor	87	▲	+6.1%	+5
Other	23	▲	-28.1%	-9
Protective Orders	3	▼	-50.0%	-3
GRAND TOTAL	397	▼	-12.0%	-54

2025 Overall GRAND TOTAL		Distribution of Caseload			Change*		Percentage (%) of Caseload		
<div>2025 <div></div> 2,657</div> <div>2024 <div></div> -307</div> <div>-10.4%</div> <div>↓</div>		<div>Criminal</div>	365	14%	-12.0%	▼	-50	<div>Criminal</div>	2024 14.0% 2025 13.7%
		<div>Traffic</div>	1,952	73%	-13.0%	▼	-292	<div>Traffic</div>	75.7% 73.5%
		<div>Civil</div>	336	13%	10.5%	▲	+32	<div>Civil</div>	10.3% 12.6%
		<div>Civil Commitments</div>	4	0%	300.0%	▲	+3	<div>Civil Commitments</div>	0.0% 0.2%
		GRAND TOTAL	2,657	100%	-10.4%	▼	-307	GRAND TOTAL	100% 100%

Dispositions by Division & Code

Division	Case Type Description	Code	Summary	Change	% Change	Absolute Change
Criminal	Misdemeanor	M	236	▲	+12.4%	+26
	Felony	F	58	▼	-62.8%	-98
	Capias	CA	32	▲	+23.1%	+6
	Show Cause	SC	25	▲	+66.7%	+10
	Civil Violation	CV	14	▲	+75.0%	+6
	Total		365	▼	-12.0%	-50
Traffic	Infraction	I	1,258	▼	-12.4%	-178
	Misdemeanor	M	644	▼	-13.8%	-103
	Capias	CA	18	▼	-33.3%	-9
	Show Cause	SC	15	▼	-34.8%	-8
	Civil Violation	CV	13	▲	+160.0%	+8
	Felony	F	3	▼	-50.0%	-3
	Other	O	1	▲	-	+1
	Total		1,952	▼	-13.0%	-292
Civil	Warrant in Debt	WD	171	▲	+22.1%	+31
	Garnishment	GA	82	▲	+5.1%	+4
	Admin License	AL	28	▲	+7.7%	+2
	Other	OT	13	▲	-13.3%	-2
	Impoundment	IM	11	▲	+266.7%	+8
	Protective Order	PO	10	▲	+100.0%	+5
	Bond Forfeiture	BF	8	▲	+700.0%	+7
	Preliminary Protective Order	PP	4	▼	-69.2%	-9
	Unlawful Detainer	UD	3	▼	-66.7%	-6
	Motion for Judgment	MJ	2	↔	-	-
	Abstract	AJ	1	▼	-75.0%	-3
	Counterclaim	CC	1	▲	-	+1
	Detinue	DT	1	▼	-50.0%	-1
	Show Cause	SC	1	▼	-66.7%	-2
	Interrogatory	IN	0	▼	-100.0%	-3
	Total		336	▲	10.5%	+32
Civil Commitments	Emergency Custody Order	EC	2	▲	-	+2
	Temporary Detention Order	TD	2	▲	+100.0%	+1
	Total		4	▲	300.0%	+3
GRAND TOTAL			2,657	▼	-10.4%	-307

Dispositions by Major Case Category**

Category	Summary	Change	% Change	Absolute Change
Felony	61	▼	-62.3%	-101
Garnishment	82	▼	+1.2%	+1
General Civil	183	▲	+22.8%	+34
Infraction/Civil Violation	1,286	▲	-11.2%	-163
Landlord /Tenant	3	▼	-66.7%	-6
Misdemeanor	880	▼	-8.0%	-77
Other	148	▲	+6.5%	+9
Protective Orders	14	▲	-22.2%	-4

GRAND TOTAL	2,657	▼	-10.4%	-307
-------------	-------	---	--------	------

2025 Overall GRAND TOTAL		Distribution of Caseload			Change*		Percentage (%) of Caseload		
<div>2025 <div></div></div> <div>2024 <div></div></div> <div>+732 16.2% ↑</div>	5,246	Criminal	581	11%	-1.2%	▼	-7	Criminal	2024 13.0% 2025 11.1%
		Traffic	2,738	52%	28.8%	▲	+612	Traffic	47.1% 52.2%
		Civil	1,256	24%	-0.3%	▼	-4	Civil	27.9% 23.9%
		Civil Commitments	671	13%	24.3%	▲	+131	Civil Commitments	12.0% 12.8%
		GRAND TOTAL	5,246	100%	16.2%	▲	+732	GRAND TOTAL	100% 100%

Dispositions by Division & Code

Division	Case Type Description	Code	Summary	Change	% Change	Absolute Change
Criminal	Misdemeanor	M	277	▼	-11.5%	-36
	Felony	F	117	▼	-15.8%	-22
	Capias	CA	105	▲	+36.4%	+28
	Show Cause	SC	63	▲	+90.9%	+30
	Civil Violation	CV	13	▼	-23.5%	-4
	Motion	MO	6	▼	-33.3%	-3
	Total		581	▼	-1.2%	-7
Traffic	Infraction	I	2,061	▲	+24.7%	+408
	Misdemeanor	M	587	▲	+37.8%	+161
	Capias	CA	45	▲	+221.4%	+31
	Show Cause	SC	24	▲	+41.2%	+7
	Civil Violation	CV	11	▲	+57.1%	+4
	Felony	F	10	▲	+11.1%	+1
	Total		2,738	▲	28.8%	+612
Civil	Warrant in Debt	WD	563	▲	+28.2%	+124
	Garnishment	GA	294	▲	+10.5%	+28
	Unlawful Detainer	UD	199	▼	-43.6%	-154
	Other	OT	46	▼	-27.0%	-17
	Admin License	AL	31	▲	+40.9%	+9
	Preliminary Protective Order	PP	26	▼	-16.1%	-5
	Show Cause	SC	19	▲	+58.3%	+7
	Interrogatory	IN	18	▼	-21.7%	-5
	Abstract	AJ	16	▲	+128.6%	+9
	Protective Order	PO	16	↔		-
	Bond Forfeiture	BF	8	▲	-	+8
	Impoundment	IM	7	▼	-46.2%	-6
	Motion for Judgment	MJ	7	▲	+75.0%	+3
	Detinue	DT	3	▲	-	+3
	Capias	CA	1	▼	-66.7%	-2
	Counterclaim	CC	1	↔		-
	Tenants Assertion	TA	1	▼	-80.0%	-4
	Overweight	OC	0	▼	-100.0%	-1
	Petition-Restore Arms	PR	0	▼	-100.0%	-1
	Total		1,256	▼	-0.3%	-4
Civil Commitments	Mental Commitment	MC	399	▲	+23.5%	+76
	Other	OT	207	▲	+31.8%	+50
	Temporary Detention Order	TD	46	↔		-
	Emergency Custody Order	EC	19	▲	+35.7%	+5
	Total		671	▲	24.3%	+131
GRAND TOTAL			5,246	▲	16.2%	+732

Dispositions by Major Case Category**

Category	Summary	Change	% Change	Absolute Change
Felony	127	▼	-14.2%	-21
Garnishment	312	▼	+8.0%	+23
General Civil	575	▲	+27.8%	+125
Infraction/Civil Violation	2,085	▼	+24.3%	+407

Involuntary Civil Commitments	207	▲	+31.8%	+50
Landlord /Tenant	200	▼	-44.1%	-158
Misdemeanor	864	▲	+16.9%	+125
Other	834	▲	+28.7%	+186
Protective Orders	42	▼	-10.6%	-5
GRAND TOTAL	5,246	▲	16.2%	+732

2025 Overall GRAND TOTAL		Distribution of Caseload			Change*		Percentage (%) of Caseload		
<div>2025 <div></div></div> <div>2024 <div></div></div> <div>+448 7.9% ↑</div>	6,142	Criminal	698	11%	48.8%	▲	+229	Criminal	2024 8.2% 2025 11.4%
		Traffic	4,346	71%	2.9%	▲	+121	Traffic	74.2% 70.8%
		Civil	1,063	17%	9.1%	▲	+89	Civil	17.1% 17.3%
		Civil Commitments	35	1%	34.6%	▲	+9	Civil Commitments	0.5% 0.6%
		GRAND TOTAL	6,142	100%	7.9%	▲	+448	GRAND TOTAL	100% 100%

Dispositions by Division & Code

Division	Case Type Description	Code	Summary	Change	% Change	Absolute Change
Criminal	Misdemeanor	M	366	▲	+37.6%	+100
	Felony	F	181	▲	+54.7%	+64
	Capias	CA	91	▲	+116.7%	+49
	Show Cause	SC	45	▲	+73.1%	+19
	Civil Violation	CV	15	▼	-16.7%	-3
	Total		698	▲	48.8%	+229
Traffic	Infraction	I	3,488	▲	+4.6%	+153
	Misdemeanor	M	801	▼	-7.5%	-65
	Civil Violation	CV	23	▲	-	+23
	Felony	F	18	▲	+260.0%	+13
	Capias	CA	11	▼	-31.3%	-5
	Show Cause	SC	5	▲	+66.7%	+2
	Total		4,346	▲	2.9%	+121
Civil	Warrant in Debt	WD	446	▲	+28.5%	+99
	Garnishment	GA	273	▲	+15.2%	+36
	Unlawful Detainer	UD	167	▼	-23.4%	-51
	Other	OT	38	▼	-25.5%	-13
	Admin License	AL	36	▲	+16.1%	+5
	Impoundment	IM	26	▲	+62.5%	+10
	Preliminary Protective Order	PP	22	▲	+4.8%	+1
	Protective Order	PO	16	▲	+77.8%	+7
	Zoning Violation	ZO	12	▲	+300.0%	+9
	Motion for Judgment	MJ	7	▼	-12.5%	-1
	Abstract	AJ	6	▼	-57.1%	-8
	Interrogatory	IN	6	▼	-33.3%	-3
	Detinue	DT	3	▼	-25.0%	-1
	Show Cause	SC	3	↔		-
	Petition to Require Blood Test	BT	1	▲	-	+1
	Tenants Assertion	TA	1	↔		-
	Counterclaim	CC	0	▼	-100.0%	-1
	Petition-Restore Arms	PR	0	▼	-100.0%	-1
	Total		1,063	▲	9.1%	+89
Civil Commitments	Temporary Detention Order	TD	25	▲	+56.3%	+9
	Emergency Custody Order	EC	9	▲	+28.6%	+2
	Other	OT	1	▲	-	+1
	Medical Emergency Temporary Detention Order	MT	0	▼	-100.0%	-3
	Total		35	▲	34.6%	+9
GRAND TOTAL			6,142	▲	7.9%	+448

Dispositions by Major Case Category**

Category	Summary	Change	% Change	Absolute Change
Felony	199	▲	+63.1%	+77
Garnishment	279	▼	+13.4%	+33
General Civil	459	▼	+25.4%	+93
Infraction/Civil Violation	3,526	▲	+5.2%	+173
Involuntary Civil Commitments	1	▲	-	+1
Landlord /Tenant	168	▼	-23.3%	-51

Misdemeanor	1,179	▲	+3.9%	+44
Other	293	▲	+31.4%	+70
Protective Orders	38	▲	+26.7%	+8
<i>GRAND TOTAL</i>	6,142	▲	7.9%	+448

2025 Overall GRAND TOTAL		Distribution of Caseload			Change*		Percentage (%) of Caseload			
<div>2025 <div></div></div> <div>2024 <div></div></div> <div>↑</div>	<div>1,449</div> <div>+396</div> <div>37.6%</div>	Criminal	156	11%	-4.3%	▼	-7	Criminal	2024 15.5%	2025 10.8%
		Traffic	980	68%	49.6%	▲	+325	Traffic	62.2%	67.6%
		Civil	312	22%	35.1%	▲	+81	Civil	21.9%	21.5%
		Civil Commitments	1	0%	-75.0%	▼	-3	Civil Commitments	0.4%	0.1%
		GRAND TOTAL	1,449	100%	37.6%	▲	+396	GRAND TOTAL	100%	100%

Dispositions by Division & Code

Division	Case Type Description	Code	Summary	Change	% Change	Absolute Change
Criminal	Misdemeanor	M	75	▼	-13.8%	-12
	Felony	F	54	▲	+17.4%	+8
	Show Cause	SC	13	▲	+8.3%	+1
	Capias	CA	9	▼	-30.8%	-4
	Civil Violation	CV	5	↔		-
	Total		156	▼	-4.3%	-7
Traffic	Infraction	I	819	▲	+64.5%	+321
	Misdemeanor	M	152	▲	+7.0%	+10
	Show Cause	SC	4	▼	-33.3%	-2
	Capias	CA	3	↔		-
	Felony	F	2	▼	-66.7%	-4
	Total		980	▲	49.6%	+325
Civil	Warrant in Debt	WD	143	▲	+38.8%	+40
	Garnishment	GA	80	▲	+63.3%	+31
	Detinue	DT	20	▲	+33.3%	+5
	Other	OT	17	▲	+70.0%	+7
	Admin License	AL	11	▲	+175.0%	+7
	Protective Order	PO	11	▼	-8.3%	-1
	Unlawful Detainer	UD	11	▼	-8.3%	-1
	Preliminary Protective Order	PP	9	▼	-25.0%	-3
	Show Cause	SC	4	▼	-20.0%	-1
	Impoundment	IM	3	▲	-	+3
	Interrogatory	IN	2	▲	+100.0%	+1
	Abstract	AJ	1	↔		-
	Bond Forfeiture	BF	0	▼	-100.0%	-2
	Motion for Judgment	MJ	0	▼	-100.0%	-1
	Zoning Violation	ZO	0	▼	-100.0%	-4
	Total		312	▲	35.1%	+81
Civil Commitments	Temporary Detention Order	TD	1	▲	-	+1
	Emergency Custody Order	EC	0	▼	-100.0%	-4
	Total		1	▼	-75.0%	-3
GRAND TOTAL			1,449	▲	37.6%	+396

Dispositions by Major Case Category**

Category	Summary	Change	% Change	Absolute Change
Felony	56	▼	+7.7%	+4
Garnishment	82	▲	+64.0%	+32
General Civil	166	▲	+38.3%	+46
Infraction/Civil Violation	824	▲	+63.8%	+321
Landlord /Tenant	11	▼	-8.3%	-1
Misdemeanor	227	▼	-2.6%	-6
Other	63	▲	+6.8%	+4
Protective Orders	20	▼	-16.7%	-4
GRAND TOTAL	1,449	▲	37.6%	+396

2025 Overall GRAND TOTAL		Distribution of Caseload			Change*		Percentage (%) of Caseload			
<div>2025 <div></div></div> <div>2024 <div></div></div> <div>+106 10.2% ↑</div>	1,149	Criminal	137	12%	-25.9%	▼	-48	Criminal	17.7%	11.9%
		Traffic	768	67%	16.5%	▲	+109	Traffic	63.2%	66.8%
		Civil	238	21%	24.0%	▲	+46	Civil	18.4%	20.7%
		Civil Commitments	6	1%	-14.3%	▼	-1	Civil Commitments	0.7%	0.5%
		GRAND TOTAL	1,149	100%	10.2%	▲	+106	GRAND TOTAL	100%	100%

Dispositions by Division & Code

Division	Case Type Description	Code	Summary	Change	% Change	Absolute Change
Criminal	Misdemeanor	M	76	▼	-30.9%	-34
	Felony	F	33	▼	-25.0%	-11
	Capias	CA	14	▲	+7.7%	+1
	Show Cause	SC	13	▼	-13.3%	-2
	Civil Violation	CV	1	▼	-66.7%	-2
	Total		137	▼	-25.9%	-48
Traffic	Infraction	I	611	▲	+14.0%	+75
	Misdemeanor	M	138	▲	+15.0%	+18
	Civil Violation	CV	10	▲	-	+10
	Show Cause	SC	8	▲	+300.0%	+6
	Capias	CA	1	▲	-	+1
	Felony	F	0	▼	-100.0%	-1
	Total		768	▲	16.5%	+109
Civil	Warrant in Debt	WD	126	▲	+55.6%	+45
	Garnishment	GA	56	▲	+27.3%	+12
	Other	OT	15	▼	+15.4%	+2
	Unlawful Detainer	UD	9	▲	+12.5%	+1
	Impoundment	IM	8	▼	-52.9%	-9
	Protective Order	PO	7	↔	-	-
	Admin License	AL	6	▼	-14.3%	-1
	Preliminary Protective Order	PP	6	▼	-50.0%	-6
	Detinue	DT	4	▲	+300.0%	+3
	Show Cause	SC	1	▲	-	+1
	Bond Forfeiture	BF	0	▼	-100.0%	-1
	Motion for Judgment	MJ	0	▼	-100.0%	-1
	Total		238	▲	24.0%	+46
Civil Commitments	Temporary Detention Order	TD	5	↔	-	-
	Emergency Custody Order	EC	1	↔	-	-
	Mental Commitment	MC	0	▼	-100.0%	-1
	Total		6	▼	-14.3%	-1
GRAND TOTAL			1,149	▲	10.2%	+106

Dispositions by Major Case Category**

Category	Summary	Change	% Change	Absolute Change
Felony	33	▼	-26.7%	-12
Garnishment	56	▲	+27.3%	+12
General Civil	131	▲	+54.1%	+46
Infraction/Civil Violation	622	▲	+15.4%	+83
Landlord /Tenant	9	▲	+12.5%	+1
Misdemeanor	214	▼	-7.0%	-16
Other	71	▲	-2.7%	-2
Protective Orders	13	▼	-31.6%	-6
GRAND TOTAL	1,149	▲	10.2%	+106

2025 Overall GRAND TOTAL		Distribution of Caseload			Change*		Percentage (%) of Caseload		
<div>2025 <div></div></div> <div>2024 <div></div></div> <div>-171 -15.4%</div> <div>↓</div>	941	Criminal	83	9%	-23.9%	▼	-26	Criminal	2024 9.8% 2025 8.8%
		Traffic	662	70%	-23.5%	▼	-203	Traffic	77.8% 70.4%
		Civil	190	20%	41.8%	▲	+56	Civil	12.1% 20.2%
		Civil Commitments	6	1%	50.0%	▲	+2	Civil Commitments	0.4% 0.6%
		GRAND TOTAL	941	100%	-15.4%	▼	-171	GRAND TOTAL	100% 100%

Dispositions by Division & Code

Division	Case Type Description	Code	Summary	Change	% Change	Absolute Change
Criminal	Misdemeanor	M	44	▼	-45.7%	-37
	Felony	F	30	▲	+66.7%	+12
	Show Cause	SC	6	↔		-
	Capias	CA	3	▲	+50.0%	+1
	Civil Violation	CV	0	▼	-100.0%	-2
	Total		83	▼	-23.9%	-26
Traffic	Infraction	I	555	▼	-20.7%	-145
	Misdemeanor	M	98	▼	-33.8%	-50
	Capias	CA	3	▼	-50.0%	-3
	Felony	F	3	▲	+50.0%	+1
	Show Cause	SC	3	▼	-66.7%	-6
	Total		662	▼	-23.5%	-203
Civil	Warrant in Debt	WD	110	▲	+74.6%	+47
	Garnishment	GA	43	▲	+19.4%	+7
	Other	OT	11	▼	-21.4%	-3
	Admin License	AL	7	▲	+133.3%	+4
	Unlawful Detainer	UD	4	▼	-42.9%	-3
	Impoundment	IM	3	▲	+50.0%	+1
	Interrogatory	IN	3	▲	-	+3
	Preliminary Protective Order	PP	3	↔		-
	Bond Forfeiture	BF	2	↔		-
	Detinue	DT	2	▲	-	+2
	Protective Order	PO	2	▼	-33.3%	-1
	Tenants Assertion	TA	0	▼	-100.0%	-1
	Total		190	▲	41.8%	+56
Civil Commitments	Temporary Detention Order	TD	5	▲	+66.7%	+2
	Emergency Custody Order	EC	1	↔		-
	Total		6	▲	50.0%	+2
GRAND TOTAL			941	▼	-15.4%	-171

Dispositions by Major Case Category**

Category	Summary	Change	% Change	Absolute Change
Felony	33	▲	+65.0%	+13
Garnishment	46	▲	+27.8%	+10
General Civil	112	▲	+75.0%	+48
Infraction/Civil Violation	555	▼	-20.9%	-147
Landlord /Tenant	4	▼	-50.0%	-4
Misdemeanor	142	▼	-38.0%	-87
Other	44	▲	-6.4%	-3
Protective Orders	5	▼	-16.7%	-1
GRAND TOTAL	941	▼	-15.4%	-171

2025 Overall GRAND TOTAL		Distribution of Caseload			Change*		Percentage (%) of Caseload		
<div>2025 <div></div></div> <div>2024 <div></div></div> <div>484</div> <div>-282</div> <div>-36.8%</div> <div>↓</div>	Criminal	54	11%	10.2%	▲	+5	Criminal	2024	2025
	Traffic	278	57%	-52.5%	▼	-307	Traffic	6.4%	11.2%
	Civil	150	31%	17.2%	▲	+22	Civil	76.4%	57.4%
	Civil Commitments	2	0%	-50.0%	▼	-2	Civil Commitments	16.7%	31.0%
	GRAND TOTAL	484	100%	-36.8%	▼	-282	GRAND TOTAL	0.5%	0.4%
							GRAND TOTAL	100%	100%

Dispositions by Division & Code

Division	Case Type Description	Code	Summary	Change	% Change	Absolute Change
Criminal	Misdemeanor	M	34	▲	+9.7%	+3
	Show Cause	SC	10	▲	+150.0%	+6
	Capias	CA	6	▲	+20.0%	+1
	Felony	F	4	▼	-55.6%	-5
	Total		54	▲	10.2%	+5
Traffic	Infraction	I	227	▼	-54.5%	-272
	Misdemeanor	M	49	▼	-41.0%	-34
	Capias	CA	1	▼	-50.0%	-1
	Show Cause	SC	1	↔		-
	Total		278	▼	-52.5%	-307
Civil	Warrant in Debt	WD	76	▲	+22.6%	+14
	Garnishment	GA	36	▲	+2.9%	+1
	Other	OT	15	▲	+36.4%	+4
	Unlawful Detainer	UD	7	▲	+16.7%	+1
	Preliminary Protective Order	PP	5	▼	-28.6%	-2
	Bond Forfeiture	BF	3	▲	-	+3
	Protective Order	PO	3	▲	+50.0%	+1
	Abstract	AJ	2	▲	+100.0%	+1
	Admin License	AL	1	▼	-50.0%	-1
	Detinue	DT	1	▲	-	+1
	Motion for Judgment	MJ	1	▲	-	+1
	Restricted Operators License	RL	0	▼	-100.0%	-1
	Show Cause	SC	0	▼	-100.0%	-1
	Total		150	▲	17.2%	+22
Civil Commitments	Emergency Custody Order	EC	1	↔		-
	Temporary Detention Order	TD	1	▼	-66.7%	-2
	Total		2	▼	-50.0%	-2
GRAND TOTAL			484	▼	-36.8%	-282

Dispositions by Major Case Category**

Category	Summary	Change	% Change	Absolute Change
Felony	4	▼	-55.6%	-5
Garnishment	36	▲	+2.9%	+1
General Civil	78	▲	+25.8%	+16
Infraction/Civil Violation	227	▼	-54.5%	-272
Landlord /Tenant	7	▲	+16.7%	+1
Misdemeanor	83	▼	-27.8%	-32
Other	41	▲	+32.3%	+10
Protective Orders	8	▲	-11.1%	-1
GRAND TOTAL	484	▼	-36.8%	-282

2025 Overall GRAND TOTAL		Distribution of Caseload			Change*		Percentage (%) of Caseload		
2025 <div></div> 2024 <div></div>	2,525 -173 -6.4% <div></div>	Criminal	515	20%	18.7%	▲	+81	Criminal	2024 16.1% 2025 20.4%
		Traffic	1,470	58%	-16.8%	▼	-297	Traffic	65.5% 58.2%
		Civil	513	20%	9.6%	▲	+45	Civil	17.3% 20.3%
		Civil Commitments	27	1%	-6.9%	▼	-2	Civil Commitments	1.1% 1.1%
		GRAND TOTAL	2,525	100%	-6.4%	▼	-173	GRAND TOTAL	100% 100%

Dispositions by Division & Code

Division	Case Type Description	Code	Summary	Change	% Change	Absolute Change
Criminal	Misdemeanor	M	272	▲	+2.3%	+6
	Felony	F	102	▲	+7.4%	+7
	Capias	CA	68	▲	+142.9%	+40
	Show Cause	SC	53	▲	+76.7%	+23
	Civil Violation	CV	11	▼	-15.4%	-2
	Restricted Operators License	RL	8	▲	+300.0%	+6
	Motion	MO	1	▲	-	+1
	Total		515	▲	18.7%	+81
Traffic	Infraction	I	1,116	▼	-21.4%	-304
	Misdemeanor	M	334	▲	+4.7%	+15
	Capias	CA	9	▲	+12.5%	+1
	Show Cause	SC	8	▼	-42.9%	-6
	Civil Violation	CV	1	↔	-	-
	Felony	F	1	▼	-66.7%	-2
	Restricted Operators License	RL	1	▼	-50.0%	-1
	Total		1,470	▼	-16.8%	-297
Civil	Warrant in Debt	WD	263	▲	+39.2%	+74
	Garnishment	GA	141	▼	-2.1%	-3
	Other	OT	29	▼	-17.1%	-6
	Unlawful Detainer	UD	21	▼	-16.0%	-4
	Preliminary Protective Order	PP	14	▲	+27.3%	+3
	Detinue	DT	13	▼	-18.8%	-3
	Admin License	AL	11	▼	-60.7%	-17
	Bond Forfeiture	BF	11	▲	+266.7%	+8
	Impoundment	IM	5	▲	+25.0%	+1
	Protective Order	PO	3	▼	-50.0%	-3
	Interrogatory	IN	1	▼	-66.7%	-2
	Motion for Judgment	MJ	1	▲	-	+1
	Petition-Restore Arms	PR	0	▼	-100.0%	-1
	Show Cause	SC	0	▼	-100.0%	-3
	Total		513	▲	9.6%	+45
Civil Commitments	Temporary Detention Order	TD	16	▼	-5.9%	-1
	Emergency Custody Order	EC	11	↔	-	-
	Mental Commitment	MC	0	▼	-100.0%	-1
	Total		27	▼	-6.9%	-2
GRAND TOTAL			2,525	▼	-6.4%	-173

Dispositions by Major Case Category**

Category	Summary	Change	% Change	Absolute Change
Felony	103	▼	+5.1%	+5
Garnishment	142	▼	-3.4%	-5
General Civil	280	▲	+34.0%	+71
Infraction/Civil Violation	1,128	▼	-21.3%	-306
Landlord /Tenant	21	▼	-16.0%	-4
Misdemeanor	615	▲	+4.4%	+26
Other	219	▲	+22.3%	+40

Protective Orders	17	▼		0
<i>GRAND TOTAL</i>	2,525	▼	-6.4%	-173

2025 Overall GRAND TOTAL		Distribution of Caseload			Change*		Percentage (%) of Caseload		
<div>2025 <div></div></div> <div>2024 <div></div></div> <div>+24 4.5%</div> <div>↑</div>	562	Criminal	99	18%	0.0%	0	Criminal	2024	2025
		Traffic	334	59%	11.7% ▲	+35	Traffic	18.4%	17.6%
		Civil	122	22%	-12.2% ▼	-17	Civil	55.6%	59.4%
		Civil Commitments	7	1%	600.0% ▲	+6	Civil	25.8%	21.7%
		GRAND TOTAL	562	100%	4.5% ▲	+24	Civil Commitments	0.2%	1.2%
							GRAND TOTAL	100%	100%

Dispositions by Division & Code

Division	Case Type Description	Code	Summary	Change	% Change	Absolute Change
Criminal	Misdemeanor	M	45	▼	-21.1%	-12
	Felony	F	26	↔		-
	Capias	CA	13	▲	+333.3%	+10
	Show Cause	SC	12	▲	+20.0%	+2
	Civil Violation	CV	3	↔		-
	Total		99		0.0%	0
Traffic	Infraction	I	249	▲	+4.6%	+11
	Misdemeanor	M	82	▲	+39.0%	+23
	Show Cause	SC	2	▲	+100.0%	+1
	Felony	F	1	▲	-	+1
	Capias	CA	0	▼	-100.0%	-1
	Total		334	▲	11.7%	+35
Civil	Warrant in Debt	WD	57	▼	-16.2%	-11
	Garnishment	GA	39	▲	+34.5%	+10
	Unlawful Detainer	UD	8	▼	-42.9%	-6
	Other	OT	5	▼	-68.8%	-11
	Detinue	DT	3	▲	+200.0%	+2
	Admin License	AL	2	▲	-	+2
	Preliminary Protective Order	PP	2	▼	-60.0%	-3
	Protective Order	PO	2	▼	-50.0%	-2
	Bond Forfeiture	BF	1	▲	-	+1
	Impoundment	IM	1	▲	-	+1
	Interrogatory	IN	1	↔		-
	Show Cause	SC	1	▲	-	+1
	Motion for Judgment	MJ	0	▼	-100.0%	-1
	Total		122	▼	-12.2%	-17
Civil Commitments	Temporary Detention Order	TD	7	▲	+600.0%	+6
	Total		7	▲	600.0%	+6
GRAND TOTAL			562	▲	4.5%	+24

Dispositions by Major Case Category**

Category	Summary	Change	% Change	Absolute Change
Felony	27	▲	+3.8%	+1
Garnishment	40	▲	+33.3%	+10
General Civil	61	▲	-14.1%	-10
Infraction/Civil Violation	252	▲	+4.6%	+11
Landlord /Tenant	8	▼	-42.9%	-6
Misdemeanor	127	▲	+9.5%	+11
Other	43	▲	+38.7%	+12
Protective Orders	4	▼	-55.6%	-5
GRAND TOTAL	562	▲	4.5%	+24

2025 Overall GRAND TOTAL		Distribution of Caseload			Change*		Percentage (%) of Caseload			
<div>2025 <div></div></div> <div>2024 <div></div></div> <div>-424 -11.1%</div> <div>↓</div>	3,384	Criminal	295	9%	-29.4%	▼	-123	Criminal	2024 11.0%	2025 8.7%
		Traffic	2,513	74%	-11.3%	▼	-320	Traffic	74.4%	74.3%
		Civil	551	16%	5.2%	▲	+27	Civil	13.8%	16.3%
		Civil Commitments	25	1%	-24.2%	▼	-8	Civil Commitments	0.9%	0.7%
		GRAND TOTAL	3,384	100%	-11.1%	▼	-424	GRAND TOTAL	100%	100%

Dispositions by Division & Code

Division	Case Type Description	Code	Summary	Change	% Change	Absolute Change
Criminal	Misdemeanor	M	153	▼	-37.3%	-91
	Felony	F	58	▼	-34.8%	-31
	Show Cause	SC	46	▲	+12.2%	+5
	Capias	CA	33	▼	-5.7%	-2
	Civil Violation	CV	5	▼	-44.4%	-4
	Total		295	▼	-29.4%	-123
Traffic	Infraction	I	1,841	▼	-12.3%	-259
	Misdemeanor	M	653	▼	-7.1%	-50
	Show Cause	SC	11	▲	+10.0%	+1
	Capias	CA	6	▼	-57.1%	-8
	Felony	F	2	▼	-60.0%	-3
	Civil Violation	CV	0	▼	-100.0%	-1
	Total		2,513	▼	-11.3%	-320
Civil	Warrant in Debt	WD	270	▲	+26.2%	+56
	Garnishment	GA	147	▲	+28.9%	+33
	Unlawful Detainer	UD	36	▼	-35.7%	-20
	Other	OT	27	▲	+8.0%	+2
	Detinue	DT	22	▼	-48.8%	-21
	Admin License	AL	10	▼	-28.6%	-4
	Preliminary Protective Order	PP	10	▼	-9.1%	-1
	Protective Order	PO	10	▼	-23.1%	-3
	Bond Forfeiture	BF	8	▼	-52.9%	-9
	Impoundment	IM	6	↔		-
	Abstract	AJ	1	▼	-80.0%	-4
	Motion for Judgment	MJ	1	▼	-50.0%	-1
	Overweight	OC	1	▲	-	+1
	Show Cause	SC	1	▼	-50.0%	-1
	Tenants Assertion	TA	1	▲	-	+1
	Interrogatory	IN	0	▼	-100.0%	-2
	Total		551	▲	5.2%	+27
Civil Commitments	Temporary Detention Order	TD	11	▼	-42.1%	-8
	Emergency Custody Order	EC	9	▼	-30.8%	-4
	Mental Commitment	MC	3	▲	+200.0%	+2
	Medical Emergency Temporary Detention Order	MT	2	▲	-	+2
	Total		25	▼	-24.2%	-8
GRAND TOTAL			3,384	▼	-11.1%	-424

Dispositions by Major Case Category**

Category	Summary	Change	% Change	Absolute Change
Felony	60	▼	-36.2%	-34
Garnishment	147	▼	+26.7%	+31
General Civil	296	▼	+13.4%	+35
Infraction/Civil Violation	1,847	▲	-12.5%	-263
Landlord /Tenant	37	▲	-33.9%	-19
Misdemeanor	806	▼	-14.9%	-141
Other	171	▲	-14.5%	-29

Protective Orders	20	▼	-16.7%	-4
GRAND TOTAL	3,384	▼	-11.1%	-424

2025 Overall GRAND TOTAL		Distribution of Caseload			Change*		Percentage (%) of Caseload		
2025	1,850	<div><div></div></div>	-197	-9.6%	<div></div>		Criminal	2024	2025
								14.1%	13.6%
2024		<div></div>					Traffic	63.5%	60.8%
								21.3%	24.5%
							Civil	1.1%	1.0%
GRAND TOTAL		1,850	100%	-9.6%	-197		GRAND TOTAL	100%	100%

Dispositions by Division & Code

Division	Case Type Description	Code	Summary	Change	% Change	Absolute Change
Criminal	Misdemeanor	M	155	▼	-20.9%	-41
	Show Cause	SC	31	▼	-16.2%	-6
	Civil Violation	CV	27	▲	+200.0%	+18
	Felony	F	23	▼	-14.8%	-4
	Capias	CA	16	▼	-15.8%	-3
	Total		252	▼	-12.5%	-36
Traffic	Infraction	I	969	▼	-14.4%	-163
	Misdemeanor	M	151	▼	-6.8%	-11
	Felony	F	3	▲	+200.0%	+2
	Capias	CA	1	▼	-75.0%	-3
	Civil Violation	CV	1	▲	-	+1
	Show Cause	SC	0	▼	-100.0%	-1
	Total		1,125	▼	-13.5%	-175
Civil	Warrant in Debt	WD	186	▲	+47.6%	+60
	Garnishment	GA	121	▲	+4.3%	+5
	Unlawful Detainer	UD	47	▼	-43.4%	-36
	Detinue	DT	37	▼	-11.9%	-5
	Other	OT	30	▲	+15.4%	+4
	Admin License	AL	16	▼	-27.3%	-6
	Preliminary Protective Order	PP	8	▲	+33.3%	+2
	Motion for Judgment	MJ	3	▲	-	+3
	Protective Order	PO	3	▼	-57.1%	-4
	Impoundment	IM	1	▲	-	+1
	Overweight	OC	1	▲	-	+1
	Show Cause	SC	1	▼	-66.7%	-2
	Abstract	AJ	0	▼	-100.0%	-2
	Interrogatory	IN	0	▼	-100.0%	-3
	Restricted Operators License	RL	0	▼	-100.0%	-1
	Total		454	▲	3.9%	+17
Civil Commitments	Temporary Detention Order	TD	13	▼	-7.1%	-1
	Emergency Custody Order	EC	6	▼	-14.3%	-1
	Medical Emergency Temporary Detention Order	MT	0	▼	-100.0%	-1
	Total		19	▼	-13.6%	-3
GRAND TOTAL			1,850	▼	-9.6%	-197

Dispositions by Major Case Category**

Category	Summary	Change	% Change	Absolute Change
Felony	26	▲	-7.1%	-2
Garnishment	121	▼	+1.7%	+2
General Civil	227	▲	+35.1%	+59
Infraction/Civil Violation	998	▲	-12.5%	-143
Landlord /Tenant	47	▼	-43.4%	-36
Misdemeanor	306	▼	-14.8%	-53
Other	114	▲	-16.2%	-22
Protective Orders	11	▼	-15.4%	-2

GRAND TOTAL	1,850	▼	-9.6%	-197
-------------	-------	---	-------	------

2025 Overall GRAND TOTAL		Distribution of Caseload			Change*		Percentage (%) of Caseload		
<div>2025 <div></div></div> <div>2024 <div></div></div> <div>1,239</div> <div>+511</div> <div>70.2%</div> <div>↑</div>	Criminal	117	9%	20.6%	▲	+20	Criminal	2024	2025
	Traffic	903	73%	84.7%	▲	+414	Traffic	13.3%	9.4%
	Civil	213	17%	51.1%	▲	+72	Civil	67.2%	72.9%
	Civil Commitments	6	0%	500.0%	▲	+5	Civil	19.4%	17.2%
	GRAND TOTAL	1,239	100%	70.2%	▲	+511	Civil Commitments	0.1%	0.5%
		GRAND TOTAL					GRAND TOTAL		
							100% 100%		

Dispositions by Division & Code

Division	Case Type Description	Code	Summary	Change	% Change	Absolute Change
Criminal	Misdemeanor	M	59	▲	+7.3%	+4
	Felony	F	26	▲	+13.0%	+3
	Show Cause	SC	17	▲	+88.9%	+8
	Civil Violation	CV	11	▲	+266.7%	+8
	Capias	CA	4	▼	-42.9%	-3
	Total		117	▲	20.6%	+20
Traffic	Infraction	I	618	▲	+71.2%	+257
	Misdemeanor	M	242	▲	+110.4%	+127
	Show Cause	SC	38	▲	+660.0%	+33
	Capias	CA	4	↔		-
	Civil Violation	CV	1	▲	-	+1
	Felony	F	0	▼	-100.0%	-3
	Restricted Operators License	RL	0	▼	-100.0%	-1
	Total		903	▲	84.7%	+414
Civil	Warrant in Debt	WD	115	▲	+62.0%	+44
	Garnishment	GA	61	▲	+48.8%	+20
	Other	OT	13	▲	+550.0%	+11
	Admin License	AL	6	▼	-25.0%	-2
	Preliminary Protective Order	PP	6	▲	-	+6
	Protective Order	PO	4	↔		-
	Unlawful Detainer	UD	3	▼	-50.0%	-3
	Interrogatory	IN	2	▲	-	+2
	Show Cause	SC	2	▲	-	+2
	Impoundment	IM	1	▼	-50.0%	-1
	Abstract	AJ	0	▼	-100.0%	-3
	Detinue	DT	0	▼	-100.0%	-3
	Petition-Restore Arms	PR	0	▼	-100.0%	-1
	Total		213	▲	51.1%	+72
Civil Commitments	Temporary Detention Order	TD	4	▲	+300.0%	+3
	Emergency Custody Order	EC	2	▲	-	+2
	Total		6	▲	500.0%	+5
GRAND TOTAL			1,239	▲	70.2%	+511

Dispositions by Major Case Category**

Category	Summary	Change	% Change	Absolute Change	
Felony	26	▼		0	
Garnishment	63	▲	+53.7%	+22	
General Civil	116	▲	+54.7%	+41	
Infraction/Civil Violation	630	▲	+73.1%	+266	
Landlord /Tenant	3	▼	-50.0%	-3	
Misdemeanor	301	▲	+76.0%	+130	
Other	90	▲	+119.5%	+49	
Protective Orders	10	▲	+150.0%	+6	
GRAND TOTAL		1,239	▲	70.2%	+511

2025 Overall GRAND TOTAL		Distribution of Caseload			Change*		Percentage (%) of Caseload		
<div><div>2025</div><div>2024</div></div> <div><div>3,304</div><div>-239</div><div>-6.7%</div></div> <div><div></div><div></div></div>									
	Criminal	264	8%	-1.9%	▼	-5	Criminal	2024 7.6%	2025 8.0%
	Traffic	2,271	69%	-12.7%	▼	-331	Traffic	73.4%	68.7%
	Civil	573	17%	24.3%	▲	+112	Civil	13.0%	17.3%
	Civil Commitments	196	6%	-7.1%	▼	-15	Civil Commitments	6.0%	5.9%
GRAND TOTAL		3,304	100%	-6.7%	▼	-239	GRAND TOTAL	100%	100%

Dispositions by Division & Code

Division	Case Type Description	Code	Summary	Change	% Change	Absolute Change
Criminal	Misdemeanor	M	165	▼	-1.8%	-3
	Felony	F	55	▼	-9.8%	-6
	Capias	CA	33	▲	+26.9%	+7
	Show Cause	SC	9	▲	+80.0%	+4
	Civil Violation	CV	2	▼	-77.8%	-7
	Total		264	▼	-1.9%	-5
Traffic	Infraction	I	1,697	▼	-9.1%	-170
	Misdemeanor	M	533	▼	-24.0%	-168
	Capias	CA	35	▲	+2.9%	+1
	Show Cause	SC	4	▲	-	+4
	Felony	F	2	▲	-	+2
	Total		2,271	▼	-12.7%	-331
Civil	Warrant in Debt	WD	251	▲	+34.9%	+65
	Garnishment	GA	233	▲	+49.4%	+77
	Unlawful Detainer	UD	43	▼	-29.5%	-18
	Other	OT	10	▼	-54.5%	-12
	Admin License	AL	8	▲	+60.0%	+3
	Preliminary Protective Order	PP	6	▲	+20.0%	+1
	Abstract	AJ	5	▲	+66.7%	+2
	Show Cause	SC	5	▲	+66.7%	+2
	Detinue	DT	4	▲	+33.3%	+1
	Motion for Judgment	MJ	3	▼	-25.0%	-1
	Protective Order	PO	2	▼	-75.0%	-6
	Interrogatory-Not	IC	1	▼	-50.0%	-1
	Petition-Restore Arms	PR	1	↔	-	-
	Tenants Assertion	TA	1	▲	-	+1
	Impoundment	IM	0	▼	-100.0%	-2
	Total		573	▲	24.3%	+112
Civil Commitments	Other	OT	98	▼	-10.9%	-12
	Mental Commitment	MC	74	▼	-5.1%	-4
	Temporary Detention Order	TD	13	▲	+8.3%	+1
	Emergency Custody Order	EC	11	↔	-	-
	Total		196	▼	-7.1%	-15
GRAND TOTAL			3,304	▼	-6.7%	-239

Dispositions by Major Case Category**

Category	Summary	Change	% Change	Absolute Change
Felony	57	▲	-6.6%	-4
Garnishment	233	▲	+49.4%	+77
General Civil	259	▲	+33.5%	+65
Infraction/Civil Violation	1,699	▼	-9.4%	-177
Involuntary Civil Commitments	98	▼	-10.9%	-12
Landlord /Tenant	44	▲	-27.9%	-17
Misdemeanor	698	▼	-19.7%	-171
Other	208	▲	+2.5%	+5
Protective Orders	8	▼	-38.5%	-5

GRAND TOTAL	3,304	▼	-6.7%	-239
-------------	-------	---	-------	------

2025 Overall GRAND TOTAL		Distribution of Caseload			Change*		Percentage (%) of Caseload		
<div>2025 <div></div></div> <div>2024 <div></div></div> <div>+99 7.7% ↑</div>	1,384	Criminal	213	15%	26.0% ▲	+44	Criminal	2024 13.2%	2025 15.4%
		Traffic	776	56%	1.2% ▲	+9	Traffic	59.7%	56.1%
		Civil	267	19%	25.9% ▲	+55	Civil	16.5%	19.3%
		Civil Commitments	128	9%	-6.6% ▼	-9	Civil Commitments	10.7%	9.2%
		GRAND TOTAL	1,384	100%	7.7% ▲	+99	GRAND TOTAL	100%	100%

Dispositions by Division & Code

Division	Case Type Description	Code	Summary	Change	% Change	Absolute Change
Criminal	Misdemeanor	M	122	▲	+9.9%	+11
	Felony	F	60	▲	+114.3%	+32
	Show Cause	SC	15	▼	-6.3%	-1
	Capias	CA	13	▲	+85.7%	+6
	Civil Violation	CV	3	▼	-57.1%	-4
	Total		213	▲	26.0%	+44
Traffic	Infraction	I	618	▲	+3.3%	+20
	Misdemeanor	M	143	▼	-5.3%	-8
	Show Cause	SC	7	▼	-30.0%	-3
	Capias	CA	6	▼	-14.3%	-1
	Felony	F	2	▲	+100.0%	+1
	Total		776	▲	1.2%	+9
Civil	Warrant in Debt	WD	150	▲	+80.7%	+67
	Garnishment	GA	51	▲	+18.6%	+8
	Detinue	DT	19	▼	-40.6%	-13
	Unlawful Detainer	UD	16	▼	-23.8%	-5
	Other	OT	10	▼	-16.7%	-2
	Preliminary Protective Order	PP	7	↔		-
	Protective Order	PO	7	↔		-
	Admin License	AL	5	▲	+150.0%	+3
	Motion for Judgment	MJ	1	▼	-50.0%	-1
	Show Cause	SC	1	↔		-
	Abstract	AJ	0	▼	-100.0%	-2
	Total		267	▲	25.9%	+55
Civil Commitments	Mental Commitment	MC	97	▼	-3.0%	-3
	Other	OT	26	▲	+13.0%	+3
	Temporary Detention Order	TD	3	▼	-70.0%	-7
	Emergency Custody Order	EC	2	▼	-50.0%	-2
	Total		128	▼	-6.6%	-9
GRAND TOTAL			1,384	▲	7.7%	+99

Dispositions by Major Case Category**

Category	Summary	Change	% Change	Absolute Change
Felony	62	▲	+113.8%	+33
Garnishment	51	▲	+18.6%	+8
General Civil	170	▼	+45.3%	+53
Infraction/Civil Violation	621	▼	+2.6%	+16
Involuntary Civil Commitments	26	▲	+13.0%	+3
Landlord /Tenant	16	▼	-23.8%	-5
Misdemeanor	265	▲	+1.1%	+3
Other	159	▼	-7.0%	-12
Protective Orders	14	↔		0
GRAND TOTAL	1,384	▲	7.7%	+99

2025 Overall GRAND TOTAL		Distribution of Caseload			Change*		Percentage (%) of Caseload		
<div>2025 <div></div></div> <div>2024 <div></div></div> <div>↑</div>	<div>6,720</div> <div>+456</div> <div>7.3%</div>	Criminal	708	11%	-16.9%	▼	-144	Criminal	2024 13.6% 2025 10.5%
		Traffic	2,791	42%	16.3%	▲	+392	Traffic	38.3% 41.5%
		Civil	2,213	33%	7.7%	▲	+158	Civil	32.8% 32.9%
		Civil Commitments	1,008	15%	5.2%	▲	+50	Civil Commitments	15.3% 15.0%
		GRAND TOTAL	6,720	100%	7.3%	▲	+456	GRAND TOTAL	100% 100%

Dispositions by Division & Code

Division	Case Type Description	Code	Summary	Change	% Change	Absolute Change
Criminal	Misdemeanor	M	363	▼	-16.7%	-73
	Felony	F	218	▼	-6.8%	-16
	Capias	CA	77	▼	-24.5%	-25
	Show Cause	SC	43	▼	-41.1%	-30
	Civil Violation	CV	7	↔		-
	Total		708	▼	-16.9%	-144
Traffic	Infraction	I	2,156	▲	+38.5%	+599
	Misdemeanor	M	535	▼	-31.1%	-242
	Civil Violation	CV	42	▲	+4,100.0%	+41
	Capias	CA	28	▲	+40.0%	+8
	Other	O	14	▲	+180.0%	+9
	Felony	F	9	▼	-40.0%	-6
	Show Cause	SC	7	▼	-36.4%	-4
	Restricted Operators License	RL	0	▼	-100.0%	-13
	Total		2,791	▲	16.3%	+392
Civil	Garnishment	GA	745	▲	+25.2%	+150
	Warrant in Debt	WD	697	▲	+56.6%	+252
	Unlawful Detainer	UD	584	▼	-27.0%	-216
	Bond Forfeiture	BF	38	▲	+5.6%	+2
	Other	OT	32	▼	-38.5%	-20
	Show Cause	SC	28	▲	+21.7%	+5
	Preliminary Protective Order	PP	25	▼	-19.4%	-6
	Motion for Judgment	MJ	14	▲	+55.6%	+5
	Protective Order	PO	14	▼	-46.2%	-12
	Abstract	AJ	13	▲	+30.0%	+3
	Detinue	DT	7	▼	-22.2%	-2
	Interrogatory	IN	6	▼	-25.0%	-2
	Tenants Assertion	TA	4	▼	-20.0%	-1
	Admin License	AL	3	▼	-25.0%	-1
	Counterclaim	CC	1	▲	-	+1
	Impoundment	IM	1	▲	-	+1
	Petition-Restore Arms	PR	1	▼	-50.0%	-1
	Total		2,213	▲	7.7%	+158
Civil Commitments	Mental Commitment	MC	685	▲	+8.0%	+51
	Other	OT	241	▼	-5.9%	-15
	Temporary Detention Order	TD	60	▲	+46.3%	+19
	Emergency Custody Order	EC	20	▼	-20.0%	-5
	Medical Emergency Temporary Detention Order	MT	2	↔		-
	Total		1,008	▲	5.2%	+50
GRAND TOTAL			6,720	▲	7.3%	+456

Dispositions by Major Case Category**

Category	Summary	Change	% Change	Absolute Change
Felony	227	▼	-8.8%	-22
Garnishment	751	▲	+24.5%	+148
General Civil	720	▼	+54.2%	+253
Infraction/Civil Violation	2,219	▲	+41.3%	+649

Involuntary Civil Commitments	241	▼	-5.9%	-15
Landlord /Tenant	588	▼	-27.0%	-217
Misdemeanor	898	▼	-26.8%	-328
Other	1,037	▲	+0.6%	+6
Protective Orders	39	▼	-31.6%	-18
GRAND TOTAL	6,720	▲	7.3%	+456

2025 Overall GRAND TOTAL		Distribution of Caseload			Change*		Percentage (%) of Caseload		
<div>2025 <div></div></div> <div>2024 <div></div></div> <div>+11 0.8% ↑</div>	1,336	Criminal	175	13%	12.2% ▲	+19	Criminal	2024 11.8%	2025 13.1%
		Traffic	918	69%	1.2% ▲	+11	Traffic	68.5%	68.7%
		Civil	234	18%	-9.7% ▼	-25	Civil	19.5%	17.5%
		Civil Commitments	9	1%	200.0% ▲	+6	Civil Commitments	0.2%	0.7%
		GRAND TOTAL	1,336	100%	0.8% ▲	+11	GRAND TOTAL	100%	100%

Dispositions by Division & Code

Division	Case Type Description	Code	Summary	Change	% Change	Absolute Change
Criminal	Misdemeanor	M	88	▲	+29.4%	+20
	Felony	F	57	▲	+3.6%	+2
	Capias	CA	14	▲	+40.0%	+4
	Civil Violation	CV	10	▼	-9.1%	-1
	Show Cause	SC	6	▼	-50.0%	-6
	Total		175	▲	12.2%	+19
Traffic	Infraction	I	760	▲	+4.1%	+30
	Misdemeanor	M	143	▼	-7.7%	-12
	Show Cause	SC	9	▼	-10.0%	-1
	Capias	CA	3	▼	-66.7%	-6
	Felony	F	3	↔		-
	Total		918	▲	1.2%	+11
Civil	Warrant in Debt	WD	135	▼	-9.4%	-14
	Garnishment	GA	63	▲	+21.2%	+11
	Admin License	AL	11	▼	-15.4%	-2
	Unlawful Detainer	UD	11	▲	+10.0%	+1
	Preliminary Protective Order	PP	4	▼	-50.0%	-4
	Other	OT	3	▼	-62.5%	-5
	Abstract	AJ	2	▲	+100.0%	+1
	Impoundment	IM	2	▼	-77.8%	-7
	Interrogatory	IN	1	▲	-	+1
	Protective Order	PO	1	▼	-83.3%	-5
	Zoning Violation	ZO	1	▲	-	+1
	Detinue	DT	0	▼	-100.0%	-1
	Motion for Judgment	MJ	0	▼	-100.0%	-1
	Tenants Assertion	TA	0	▼	-100.0%	-1
	Total		234	▼	-9.7%	-25
Civil Commitments	Temporary Detention Order	TD	6	▲	+200.0%	+4
	Other	OT	2	▲	-	+2
	Emergency Custody Order	EC	1	↔		-
	Total		9	▲	200.0%	+6
GRAND TOTAL			1,336	▲	0.8%	+11

Dispositions by Major Case Category**

Category	Summary	Change	% Change	Absolute Change
Felony	60	▲	+3.4%	+2
Garnishment	64	▲	+23.1%	+12
General Civil	135	▼	-11.2%	-17
Infraction/Civil Violation	770	▼	+3.9%	+29
Involuntary Civil Commitments	2	▲	-	+2
Landlord /Tenant	11	▼		0
Misdemeanor	232	▲	+4.0%	+9
Other	57	▲	-23.0%	-17
Protective Orders	5	▼	-64.3%	-9
GRAND TOTAL	1,336	▲	0.8%	+11

* Compared to same time period as previous year

** Case Type Categories are defined in the 2017 Virginia Judicial Workload Assessment

The data reported reflect the case management system. The case types reported may not necessitate judicial involvement.

4/14/2025 10:30:10AM

Source: SCV-SQL-Information

2025 Overall GRAND TOTAL		Distribution of Caseload			Change*		Percentage (%) of Caseload		
<div>2025 <div></div></div> <div>2024 <div></div></div> <div>↑</div>	<div>22,529</div> <div>+2,563</div> <div>12.8%</div>	Criminal	2,971	13%	7.4% ▲	+205	Criminal	2024 13.9%	2025 13.2%
		Traffic	9,317	41%	15.2% ▲	+1,230	Traffic	40.5%	41.4%
		Civil	10,138	45%	12.7% ▲	+1,146	Civil	45.0%	45.0%
		Civil Commitments	103	0%	-14.9% ▼	-18	Civil Commitments	0.6%	0.5%
		GRAND TOTAL	22,529	100%	12.8% ▲	+2,563	GRAND TOTAL	100%	100%

Dispositions by Division & Code

Division	Case Type Description	Code	Summary	Change	% Change	Absolute Change
Criminal	Misdemeanor	M	1,504	▲	+6.1%	+86
	Felony	F	871	▲	+5.6%	+46
	Capias	CA	440	▲	+23.9%	+85
	Show Cause	SC	133	▼	-2.9%	-4
	Civil Violation	CV	16	▼	-36.0%	-9
	Motion	MO	5	↔		-
	Restricted Operators License	RL	2	▲	+100.0%	+1
	Total		2,971	▲	7.4%	+205
Traffic	Infraction	I	5,436	▲	+20.9%	+941
	Misdemeanor	M	3,316	▲	+13.5%	+394
	Capias	CA	250	▼	-6.4%	-17
	Show Cause	SC	157	▼	-17.4%	-33
	Felony	F	77	▼	-19.8%	-19
	Motion	MO	41	▼	-22.6%	-12
	Civil Violation	CV	34	▼	-20.9%	-9
	Restricted Operators License	RL	5	▼	-76.2%	-16
	Other	O	1	▲	-	+1
	Total		9,317	▲	15.2%	+1,230
Civil	Warrant in Debt	WD	4,758	▲	+29.3%	+1,079
	Garnishment	GA	2,769	▲	+25.6%	+565
	Unlawful Detainer	UD	1,575	▼	-25.0%	-524
	Other	OT	223	▼	-10.4%	-26
	Protective Order	PO	159	▲	+32.5%	+39
	Preliminary Protective Order	PP	140	▲	+12.9%	+16
	Admin License	AL	134	▼	-2.9%	-4
	Show Cause	SC	110	▼	-0.9%	-1
	Abstract	AJ	53	▼	-15.9%	-10
	Detinue	DT	50	▲	+163.2%	+31
	Motion for Judgment	MJ	50	▼	-10.7%	-6
	Interrogatory	IN	46	▲	+4.5%	+2
	Bond Forfeiture	BF	17	▼	-43.3%	-13
	Impoundment	IM	17	▼	-26.1%	-6
	Interrogatory-Not	IC	12	▼	-7.7%	-1
	Counterclaim	CC	8	▲	+14.3%	+1
	Tenants Assertion	TA	7	▲	+40.0%	+2
	Third Party Claim	TH	4	▲	+300.0%	+3
	Capias	CA	3	▼	-25.0%	-1
	Petition-Restore Arms	PR	3	▲	+50.0%	+1
	Petition to Require Blood Test	BT	0	▼	-100.0%	-1
	Total		10,138	▲	12.7%	+1,146
Civil Commitments	Temporary Detention Order	TD	71	▼	-21.1%	-19
	Emergency Custody Order	EC	26	▼	-7.1%	-2
	Medical Emergency Temporary Detention Order	MT	6	▲	+500.0%	+5
	Mental Commitment	MC	0	▼	-100.0%	-2
	Total		103	▼	-14.9%	-18
GRAND TOTAL			22,529	▲	12.8%	+2,563

Dispositions by Major Case Category**

Category	Summary	Change	% Change	Absolute Change
Felony	948	▼	+2.9%	+27
Garnishment	2,815	▲	+25.2%	+567
General Civil	4,942	▲	+29.0%	+1,112
Infraction/Civil Violation	5,487	▲	+20.2%	+924
Landlord /Tenant	1,582	▲	-24.8%	-522
Misdemeanor	4,827	▲	+10.7%	+465
Other	1,629	▲	-3.8%	-65
Protective Orders	299	▲	+22.5%	+55
GRAND TOTAL	22,529	▲	12.8%	+2,563

2025 Overall GRAND TOTAL		Distribution of Caseload			Change*		Percentage (%) of Caseload			
<div>2025 <div></div></div> <div>2024 <div></div></div> <div><div>2,415</div><div>+373</div><div>18.3%</div><div>↑</div></div>		Criminal	566	23%	-2.1%	▼	-12	Criminal	2024 28.3%	2025 23.4%
		Traffic	1,122	46%	33.6%	▲	+282	Traffic	41.1%	46.5%
		Civil	714	30%	17.8%	▲	+108	Civil	29.7%	29.6%
		Civil Commitments	13	1%	-27.8%	▼	-5	Civil Commitments	0.9%	0.5%
		GRAND TOTAL	2,415	100%	18.3%	▲	+373	GRAND TOTAL	100%	100%

Dispositions by Division & Code

Division	Case Type Description	Code	Summary	Change	% Change	Absolute Change
Criminal	Misdemeanor	M	303	▲	+5.2%	+15
	Felony	F	118	▼	-22.9%	-35
	Capias	CA	94	▲	+6.8%	+6
	Show Cause	SC	43	▲	+22.9%	+8
	Civil Violation	CV	8	▼	-42.9%	-6
	Total		566	▼	-2.1%	-12
Traffic	Infraction	I	808	▲	+44.3%	+248
	Misdemeanor	M	287	▲	+19.1%	+46
	Capias	CA	12	▼	-45.5%	-10
	Show Cause	SC	7	▼	-22.2%	-2
	Felony	F	6	▼	-14.3%	-1
	Civil Violation	CV	2	▲	-	+2
	Other	O	0	▼	-100.0%	-1
	Total		1,122	▲	33.6%	+282
Civil	Warrant in Debt	WD	313	▲	+34.9%	+81
	Garnishment	GA	212	▲	+24.7%	+42
	Unlawful Detainer	UD	89	▼	-38.6%	-56
	Detinue	DT	26	▲	+2,500.0%	+25
	Other	OT	16	↔	-	-
	Protective Order	PO	16	▲	+700.0%	+14
	Admin License	AL	10	↔	-	-
	Preliminary Protective Order	PP	10	▲	+66.7%	+4
	Motion for Judgment	MJ	6	▼	-25.0%	-2
	Impoundment	IM	5	▲	+66.7%	+2
	Abstract	AJ	4	▲	+100.0%	+2
	Show Cause	SC	3	▲	+50.0%	+1
	Petition-Restore Arms	PR	2	▲	-	+2
	Bond Forfeiture	BF	1	▼	-83.3%	-5
	Tenants Assertion	TA	1	↔	-	-
	Interrogatory	IN	0	▼	-100.0%	-2
	Total		714	▲	17.8%	+108
Civil Commitments	Temporary Detention Order	TD	9	▼	-18.2%	-2
	Emergency Custody Order	EC	4	▼	-42.9%	-3
	Total		13	▼	-27.8%	-5
GRAND TOTAL			2,415	▲	18.3%	+373

Dispositions by Major Case Category**

Category	Summary	Change	% Change	Absolute Change
Felony	124	▼	-22.5%	-36
Garnishment	212	▼	+23.3%	+40
General Civil	347	▲	+43.4%	+105
Infraction/Civil Violation	818	▲	+42.3%	+243
Landlord /Tenant	90	▼	-38.4%	-56
Misdemeanor	590	▲	+11.5%	+61
Other	208	▲	-1.0%	-2
Protective Orders	26	▲	+225.0%	+18

GRAND TOTAL	2,415	▲	18.3%	+373
-------------	-------	---	-------	------

2025 Overall GRAND TOTAL		Distribution of Caseload			Change*		Percentage (%) of Caseload			
<div>2025 <div></div></div> <div>2024 <div></div></div>	<div>23,907</div> <div>-80.0%</div>	Criminal	2,336	10%	1.5%	▲	+34	Criminal	20249.6%	20259.8%
		Traffic	9,734	41%	3.2%	▲	+306	Traffic	39.4%	40.7%
		Civil	11,166	47%	-2.0%	▼	-224	Civil	47.6%	46.7%
		Civil Commitments	671	3%	-15.6%	▼	-124	Civil Commitments	3.3%	2.8%
		GRAND TOTAL	23,907	100%	0.0%	▼	-8	GRAND TOTAL	100%	100%

Dispositions by Division & Code

Division	Case Type Description	Code	Summary	Change	% Change	Absolute Change
Criminal	Misdemeanor	M	1,230	▲	-8.8%	-119
	Felony	F	704	▲	+14.7%	+90
	Capias	CA	291	▲	+15.9%	+40
	Show Cause	SC	81	▲	+39.7%	+23
	Civil Violation	CV	30	▲		-
	Total		2,336	▲	1.5%	+34
Traffic	Infraction	I	7,806	▲	+6.0%	+443
	Misdemeanor	M	1,698	▲	-4.9%	-88
	Other	O	84	▼	-33.3%	-42
	Capias	CA	72	▲	+41.2%	+21
	Felony	F	36	▼	-20.0%	-9
	Show Cause	SC	35	▲	-12.5%	-5
	Restricted Operators License	RL	2	▼	-88.2%	-15
	Civil Violation	CV	1	▲	-	+1
	Total		9,734	▲	3.2%	+306
Civil	Warrant in Debt	WD	4,754	▼	+30.9%	+1,123
	Garnishment	GA	3,012	▲	-5.1%	-161
	Unlawful Detainer	UD	2,612	▼	-25.8%	-907
	Other	OT	265	▼	-24.7%	-87
	Preliminary Protective Order	PP	165	▲	+33.1%	+41
	Motion for Judgment	MJ	125	▼	-17.2%	-26
	Show Cause	SC	49	▼	-62.0%	-80
	Protective Order	PO	44	▲	+4.8%	+2
	Detinue	DT	37	▼	-62.2%	-61
	Abstract	AJ	29	▼	-23.7%	-9
	Interrogatory	IN	29	▼	-48.2%	-27
	Tenants Assertion	TA	23	↔		-
	Admin License	AL	12	▼	-14.3%	-2
	Counterclaim	CC	8	▼	-46.7%	-7
	Capias	CA	1	▼	-83.3%	-5
	Petition-Restore Arms	PR	1	▼	-80.0%	-4
	Crossclaim	CR	0	▼	-100.0%	-1
	Impoundment	IM	0	▼	-100.0%	-3
	Interrogatory-Not	IC	0	▼	-100.0%	-8
	Mechanic's Lien	ML	0	▼	-100.0%	-1
	Third Party Claim	TH	0	▼	-100.0%	-1
	Total		11,166	▼	-2.0%	-224
Civil Commitments	Mental Commitment	MC	350	▼	-18.4%	-79
	Temporary Detention Order	TD	291	▼	-10.2%	-33
	Emergency Custody Order	EC	30	▼	-28.6%	-12
	Total		671	▼	-15.6%	-124
GRAND TOTAL			23,907	▼	0.0%	-8

Dispositions by Major Case Category**

Category	Summary	Change	% Change	Absolute Change
Felony	740	▲	+12.3%	+81
Garnishment	3,041	▼	-5.8%	-188

General Civil	5,004	▼	+23.5%	+951
Infraction/Civil Violation	7,921	▲	+5.3%	+402
Landlord /Tenant	2,635	▼	-25.6%	-907
Misdemeanor	2,930	▲	-7.0%	-222
Other	1,427	▲	-10.5%	-168
Protective Orders	209	▲	+25.9%	+43
GRAND TOTAL	23,907	▼	0.0%	-8

2025 Overall GRAND TOTAL		Distribution of Caseload			Change*		Percentage (%) of Caseload		
2025	26,637	<div><div></div></div>	Criminal	3,564	13%	12.2% ▲	+388	Criminal	2024 11.6% 2025 13.4%
			Traffic	13,076	49%	-6.6% ▼	-923	Traffic	51.0% 49.1%
2024			Civil	9,717	36%	-2.8% ▼	-277	Civil	36.4% 36.5%
			Civil Commitments	280	1%	0.7% ▲	+2	Civil Commitments	1.0% 1.1%
			GRAND TOTAL	26,637	100%	-3.0% ▼	-810	GRAND TOTAL	100% 100%

Dispositions by Division & Code

Division	Case Type Description	Code	Summary	Change	% Change	Absolute Change
Criminal	Misdemeanor	M	1,802	▲	+6.8%	+114
	Felony	F	1,011	▲	+16.9%	+146
	Capias	CA	606	▲	+40.3%	+174
	Show Cause	SC	110	▼	-24.7%	-36
	Civil Violation	CV	35	▼	-22.2%	-10
	Total		3,564	▲	12.2%	+388
Traffic	Infraction	I	10,027	▼	-6.6%	-711
	Misdemeanor	M	2,835	▼	-7.5%	-231
	Capias	CA	138	▲	+40.8%	+40
	Felony	F	38	▲	+2.7%	+1
	Show Cause	SC	33	▼	-17.5%	-7
	Restricted Operators License	RL	3	▼	-85.0%	-17
	Civil Violation	CV	2	▲	-	+2
	Total		13,076	▼	-6.6%	-923
Civil	Warrant in Debt	WD	4,097	▲	+8.2%	+312
	Garnishment	GA	2,924	▲	+16.7%	+418
	Unlawful Detainer	UD	1,987	▼	-32.3%	-948
	Preliminary Protective Order	PP	112	▼	-3.4%	-4
	Admin License	AL	101	▼	-19.2%	-24
	Abstract	AJ	93	▲	+24.0%	+18
	Protective Order	PO	81	▼	-10.0%	-9
	Other	OT	72	▼	-19.1%	-17
	Detinue	DT	61	▲	+8.9%	+5
	Motion for Judgment	MJ	49	▼	-31.9%	-23
	Show Cause	SC	43	▲	+30.3%	+10
	Interrogatory	IN	21	▼	-36.4%	-12
	Bond Forfeiture	BF	19	▲	+58.3%	+7
	Impoundment	IM	14	▼	-30.0%	-6
	Tenants Assertion	TA	12	▼	-7.7%	-1
	Interrogatory-Not	IC	11	▲	+22.2%	+2
	Counterclaim	CC	6	▼	-25.0%	-2
	Capias	CA	5	▲	+400.0%	+4
	Overweight	OC	3	▼	-72.7%	-8
	Petition-Restore Arms	PR	3	▲	+200.0%	+2
	Mechanic's Lien	ML	2	▲	-	+2
	Crossclaim	CR	1	↔	-	-
	Emergency Substantial Risk Order	SR	0	▼	-100.0%	-1
	Restricted Operators License	RL	0	▼	-100.0%	-2
	Total		9,717	▼	-2.8%	-277
Civil Commitments	Temporary Detention Order	TD	152	▼	-0.7%	-1
	Mental Commitment	MC	94	▼	-8.7%	-9
	Emergency Custody Order	EC	22	▲	+29.4%	+5
	Other	OT	8	▲	+166.7%	+5
	Medical Emergency Custody Order	ME	2	▲	-	+2
	Medical Emergency Temporary Detention Order	MT	2	↔	-	-
	Total		280	▲	0.7%	+2
GRAND TOTAL			26,637	▼	-3.0%	-810

Dispositions by Major Case Category**

Category	Summary	Change	% Change	Absolute Change
Felony	1,049	▲	+16.3%	+147
Garnishment	2,945	▼	+16.0%	+406
General Civil	4,220	▲	+7.4%	+291
Infraction/Civil Violation	10,067	▲	-6.7%	-727
Involuntary Civil Commitments	8	▲	+166.7%	+5
Landlord /Tenant	1,999	▼	-32.2%	-949
Misdemeanor	4,640	▼	-2.8%	-136
New to Workload Study	0	▼	-100.0%	-1
Other	1,516	▲	+12.4%	+167
Protective Orders	193	▼	-6.3%	-13
GRAND TOTAL	26,637	▼	-3.0%	-810


2025 Overall GRAND TOTAL		Distribution of Caseload		Change*		Percentage (%) of Caseload				
<div>3,672</div> <div>2025 <div></div> 2024 <div></div></div> <div>+1,258 52.1% ↑</div>		<div>Criminal</div>	318	9%	-4.5%	▼	-15	<div>Criminal</div>	13.8%	8.7%
		<div>Traffic</div>	2,719	74%	64.5%	▲	+1,066	<div>Traffic</div>	68.5%	74.0%
		<div>Civil</div>	618	17%	51.1%	▲	+209	<div>Civil</div>	16.9%	16.8%
		<div>Civil Commitments</div>	17	0%	-10.5%	▼	-2	<div>Civil Commitments</div>	0.8%	0.5%
		GRAND TOTAL	3,672	100%	52.1%	▲	+1,258	GRAND TOTAL	100%	100%

Dispositions by Division & Code

Division	Case Type Description	Code	Summary	Change	% Change	Absolute Change
Criminal	Misdemeanor	M	198	▼	-4.8%	-10
	Felony	F	86	▲	+17.8%	+13
	Capias	CA	25	▼	-24.2%	-8
	Civil Violation	CV	8	▼	-11.1%	-1
	Show Cause	SC	1	▼	-90.0%	-9
	Total		318	▼	-4.5%	-15
Traffic	Infraction	I	2,285	▲	+71.0%	+949
	Misdemeanor	M	387	▲	+32.5%	+95
	Capias	CA	33	▲	+106.3%	+17
	Felony	F	11	▲	+120.0%	+6
	Show Cause	SC	3	▼	-25.0%	-1
	Total		2,719	▲	64.5%	+1,066
Civil	Warrant in Debt	WD	367	▲	+95.2%	+179
	Garnishment	GA	149	▲	+30.7%	+35
	Unlawful Detainer	UD	27	▼	-27.0%	-10
	Other	OT	23	▲	+9.5%	+2
	Preliminary Protective Order	PP	11	▲	+37.5%	+3
	Admin License	AL	10	▲	+25.0%	+2
	Show Cause	SC	9	▲	+80.0%	+4
	Interrogatory	IN	7	▲	+16.7%	+1
	Abstract	AJ	5	▼	-16.7%	-1
	Impoundment	IM	5	▲	-	+5
	Protective Order	PO	5	▼	-50.0%	-5
	Capias	CA	0	▼	-100.0%	-1
	Detinue	DT	0	▼	-100.0%	-4
	Petition-Restore Arms	PR	0	▼	-100.0%	-1
	Total		618	▲	51.1%	+209
Civil Commitments	Temporary Detention Order	TD	15	↔	-	-
	Emergency Custody Order	EC	2	▼	-50.0%	-2
	Total		17	▼	-10.5%	-2
GRAND TOTAL			3,672	▲	52.1%	+1,258

Dispositions by Major Case Category**

Category	Summary	Change	% Change	Absolute Change
Felony	97	▲	+24.4%	+19
Garnishment	156	▲	+30.0%	+36
General Civil	368	▼	+89.7%	+174
Infraction/Civil Violation	2,293	▲	+70.5%	+948
Landlord /Tenant	27	▼	-27.0%	-10
Misdemeanor	585	▲	+17.0%	+85
Other	130	▲	+6.6%	+8
Protective Orders	16	▼	-11.1%	-2
GRAND TOTAL	3,672	▲	52.1%	+1,258

2025 Overall GRAND TOTAL		Distribution of Caseload			Change*		Percentage (%) of Caseload					
2025	2024	1,386	-391 -22.0%		Criminal	143	10%	28.8%▲	+32	Criminal	2024	2025
					Traffic	1,035	75%	-26.9%▼	-381	Traffic	6.2%	10.3%
					Civil	200	14%	-17.7%▼	-43	Civil	79.7%	74.7%
					Civil Commitments	8	1%	14.3%▲	+1	Civil Commitments	13.7%	14.4%
					GRAND TOTAL	1,386	100%	-22.0%▼	-391	GRAND TOTAL	0.4%	0.6%
											100%	100%

Dispositions by Division & Code

Division	Case Type Description	Code	Summary	Change	% Change	Absolute Change
Criminal	Misdemeanor	M	108	▲	+12.5%	+12
	Felony	F	17	▲	+183.3%	+11
	Capias	CA	13	▲	+333.3%	+10
	Show Cause	SC	3	▲	+50.0%	+1
	Civil Violation	CV	2	▼	-50.0%	-2
	Total		143	▲	28.8%	+32
Traffic	Infraction	I	869	▼	-29.5%	-363
	Misdemeanor	M	155	▼	-13.4%	-24
	Capias	CA	6	▲	-	+6
	Show Cause	SC	5	▲	+66.7%	+2
	Civil Violation	CV	0	▼	-100.0%	-1
	Felony	F	0	▼	-100.0%	-1
	Total		1,035	▼	-26.9%	-381
Civil	Warrant in Debt	WD	88	▲	+29.4%	+20
	Garnishment	GA	66	▲	+4.8%	+3
	Detinue	DT	22	▼	-56.9%	-29
	Admin License	AL	8	▲	+33.3%	+2
	Unlawful Detainer	UD	5	▼	-83.9%	-26
	Impoundment	IM	2	▼	-71.4%	-5
	Interrogatory	IN	2	▲	-	+2
	Other	OT	2	▼	-83.3%	-10
	Abstract	AJ	1	▼	-66.7%	-2
	Counterclaim	CC	1	▲	-	+1
	Preliminary Protective Order	PP	1	▲	-	+1
	Protective Order	PO	1	↔	-	-
	Show Cause	SC	1	↔	-	-
	Total		200	▼	-17.7%	-43
Civil Commitments	Temporary Detention Order	TD	3	▼	-25.0%	-1
	Emergency Custody Order	EC	2	▼	-33.3%	-1
	Medical Emergency Temporary Detention Order	MT	2	▲	-	+2
	Mental Commitment	MC	1	▲	-	+1
	Total		8	▲	14.3%	+1
GRAND TOTAL			1,386	▼	-22.0%	-391

Dispositions by Major Case Category**

Category	Summary	Change	% Change	Absolute Change	
Felony	17	▲	+142.9%	+10	
Garnishment	68	▲	+7.9%	+5	
General Civil	111	▼	-8.3%	-10	
Infraction/Civil Violation	871	▼	-29.6%	-366	
Landlord /Tenant	5	▼	-83.9%	-26	
Misdemeanor	263	▼	-4.4%	-12	
Other	49	▲	+16.7%	+7	
Protective Orders	2	▲	+100.0%	+1	
GRAND TOTAL		1,386	▼	-22.0%	-391

2025 Overall GRAND TOTAL		Distribution of Caseload			Change*		Percentage (%) of Caseload		
<div>2025 <div></div></div> <div>2024 <div></div></div> <div>3,862</div> <div>-919 -19.2%</div> <div>↓</div>	<div>Criminal</div> <div>Traffic</div> <div>Civil</div> <div>Civil Commitments</div> <div>GRAND TOTAL</div>							2024	2025
		684	18%	-7.7%	▼	-57	Criminal	15.5%	17.7%
		1,467	38%	-25.1%	▼	-492	Traffic	41.0%	38.0%
		1,446	37%	-19.4%	▼	-347	Civil	37.5%	37.4%
		265	7%	-8.0%	▼	-23	Civil Commitments	6.0%	6.9%
		3,862	100%	-19.2%	▼	-919	GRAND TOTAL	100%	100%

Dispositions by Division & Code

Division	Case Type Description	Code	Summary	Change	% Change	Absolute Change
Criminal	Misdemeanor	M	396	▼	-15.9%	-75
	Felony	F	213	▲	+21.7%	+38
	Capias	CA	43	▼	-15.7%	-8
	Show Cause	SC	17	▼	-29.2%	-7
	Civil Violation	CV	15	▼	-25.0%	-5
	Total		684	▼	-7.7%	-57
Traffic	Infraction	I	1,129	▼	-27.0%	-417
	Misdemeanor	M	298	▼	-20.5%	-77
	Civil Violation	CV	18	▲	-	+18
	Capias	CA	16	▼	-30.4%	-7
	Felony	F	5	▼	-37.5%	-3
	Show Cause	SC	1	▼	-75.0%	-3
	Restricted Operators License	RL	0	▼	-100.0%	-3
	Total		1,467	▼	-25.1%	-492
Civil	Warrant in Debt	WD	637	▼	-29.2%	-263
	Garnishment	GA	383	▲	+4.9%	+18
	Unlawful Detainer	UD	252	▼	-7.7%	-21
	Abstract	AJ	28	▲	+115.4%	+15
	Admin License	AL	28	▼	-44.0%	-22
	Bond Forfeiture	BF	26	▼	-40.9%	-18
	Other	OT	24	▼	-38.5%	-15
	Show Cause	SC	23	▼	-30.3%	-10
	Preliminary Protective Order	PP	21	▲	+10.5%	+2
	Impoundment	IM	13	▼	-55.2%	-16
	Protective Order	PO	5	▼	-37.5%	-3
	Interrogatory	IN	3	↔	-	-
	Detinue	DT	2	▼	-85.7%	-12
	Motion for Judgment	MJ	1	▲	-	+1
	Capias	CA	0	▼	-100.0%	-2
	Counterclaim	CC	0	▼	-100.0%	-1
	Total		1,446	▼	-19.4%	-347
Civil Commitments	Mental Commitment	MC	150	▼	-12.8%	-22
	Temporary Detention Order	TD	42	▲	+7.7%	+3
	Other	OT	39	▼	-11.4%	-5
	Emergency Custody Order	EC	34	▲	+6.3%	+2
	Medical Emergency Temporary Detention Order	MT	0	▼	-100.0%	-1
	Total		265	▼	-8.0%	-23
GRAND TOTAL			3,862	▼	-19.2%	-919

Dispositions by Major Case Category**

Category	Summary	Change	% Change	Absolute Change
Felony	218	▼	+19.1%	+35
Garnishment	386	▲	+4.9%	+18
General Civil	644	▲	-30.5%	-283
Infraction/Civil Violation	1,162	▲	-25.8%	-404
Involuntary Civil Commitments	39	▼	-11.4%	-5
Landlord /Tenant	252	▼	-7.7%	-21

Misdemeanor	694	▼	-18.3%	-155
Other	441	▼	-18.9%	-103
Protective Orders	26	▼	-3.7%	-1
GRAND TOTAL		▼	-19.2%	-919

2025 Overall GRAND TOTAL		Distribution of Caseload			Change*		Percentage (%) of Caseload			
<div>2025 <div></div></div> <div>2024 <div></div></div>	<div>6,077</div> <div>-153 -2.5%</div> <div>↓</div>	Criminal	849	14%	-13.1%	▼	-128	Criminal	2024 15.7%	2025 14.0%
		Traffic	3,646	60%	-2.9%	▼	-110	Traffic	60.3%	60.0%
		Civil	1,547	25%	5.1%	▲	+75	Civil	23.6%	25.5%
		Civil Commitments	35	1%	40.0%	▲	+10	Civil Commitments	0.4%	0.6%
		GRAND TOTAL	6,077	100%	-2.5%	▼	-153	GRAND TOTAL	100%	100%

Dispositions by Division & Code

Division	Case Type Description	Code	Summary	Change	% Change	Absolute Change
Criminal	Misdemeanor	M	426	▼	-23.9%	-134
	Felony	F	265	▼	-3.3%	-9
	Capias	CA	108	▲	+31.7%	+26
	Show Cause	SC	39	▲	+11.4%	+4
	Civil Violation	CV	11	▼	-57.7%	-15
	Total		849	▼	-13.1%	-128
Traffic	Infraction	I	2,328	▼	-2.5%	-60
	Misdemeanor	M	1,228	▼	-6.0%	-78
	Capias	CA	63	▲	+85.3%	+29
	Show Cause	SC	11	▲	+37.5%	+3
	Felony	F	9	▼	-40.0%	-6
	Restricted Operators License	RL	5	↔		-
	Civil Violation	CV	2	▲	-	+2
Civil	Total		3,646	▼	-2.9%	-110
	Warrant in Debt	WD	726	▲	+8.2%	+55
	Garnishment	GA	503	▲	+27.0%	+107
	Unlawful Detainer	UD	95	▼	-34.5%	-50
	Admin License	AL	33	▼	-17.5%	-7
	Other	OT	33	▼	-19.5%	-8
	Preliminary Protective Order	PP	30	▼	-16.7%	-6
	Bond Forfeiture	BF	27	▼	-20.6%	-7
	Show Cause	SC	27	▼	-20.6%	-7
	Protective Order	PO	26	▲	+36.8%	+7
	Impoundment	IM	19	▼	-5.0%	-1
	Abstract	AJ	8	▼	-38.5%	-5
	Interrogatory	IN	7	↔		-
	Detinue	DT	4	▼	-20.0%	-1
	Motion for Judgment	MJ	4	▼	-55.6%	-5
	Tenants Assertion	TA	2	↔		-
	Capias	CA	1	▲	-	+1
	Petition-Restore Arms	PR	1	▲	-	+1
	Third Party Claim	TH	1	▲	-	+1
	Total		1,547	▲	5.1%	+75
Civil Commitments	Temporary Detention Order	TD	22	▲	+37.5%	+6
	Emergency Custody Order	EC	7	▲	+16.7%	+1
	Mental Commitment	MC	5	▲	+66.7%	+2
	Petition	PT	1	▲	-	+1
	Total		35	▲	40.0%	+10
	GRAND TOTAL		6,077	▼	-2.5%	-153

Dispositions by Major Case Category**

Category	Summary	Change	% Change	Absolute Change
Felony	274	▼	-5.2%	-15
Garnishment	510	▲	+26.6%	+107
General Civil	742	▲	+7.2%	+50
Infraction/Civil Violation	2,341	▲	-3.0%	-73
Involuntary Civil Commitments	1	▲	-	+1

Landlord /Tenant	97	▼	-34.0%	-50
Misdemeanor	1,659	▼	-11.3%	-212
Other	397	▲	+10.6%	+38
Protective Orders	56	▲	+1.8%	+1
GRAND TOTAL	6,077	▼	-2.5%	-153

2025 Overall GRAND TOTAL		Distribution of Caseload			Change*		Percentage (%) of Caseload			
<div>2025 <div></div></div> <div>2024 <div></div></div>	<div>1,717</div> <div>-122</div> <div>-6.6%</div> <div></div>	Criminal	203	12%	-20.4%	▼	-52	Criminal	2024 13.9%	2025 11.8%
		Traffic	1,138	66%	-11.2%	▼	-143	Traffic	69.7%	66.3%
		Civil	373	22%	26.9%	▲	+79	Civil	16.0%	21.7%
		Civil Commitments	3	0%	-66.7%	▼	-6	Civil Commitments	0.5%	0.2%
		GRAND TOTAL	1,717	100%	-6.6%	▼	-122	GRAND TOTAL	100%	100%

Dispositions by Division & Code

Division	Case Type Description	Code	Summary	Change	% Change	Absolute Change
Criminal	Misdemeanor	M	132	▼	-10.8%	-16
	Felony	F	32	▼	-37.3%	-19
	Capias	CA	21	▲	+23.5%	+4
	Civil Violation	CV	10	▼	-58.3%	-14
	Show Cause	SC	8	▼	-46.7%	-7
	Total		203	▼	-20.4%	-52
Traffic	Infraction	I	962	▼	-6.6%	-68
	Misdemeanor	M	162	▼	-29.6%	-68
	Capias	CA	7	▼	-22.2%	-2
	Felony	F	6	▼	-40.0%	-4
	Show Cause	SC	1	↔		-
	Restricted Operators License	RL	0	▼	-100.0%	-1
	Total		1,138	▼	-11.2%	-143
Civil	Warrant in Debt	WD	215	▲	+100.9%	+108
	Garnishment	GA	68	▲	+15.3%	+9
	Unlawful Detainer	UD	43	▼	-21.8%	-12
	Admin License	AL	16	▼	-33.3%	-8
	Other	OT	9	▲	+28.6%	+2
	Preliminary Protective Order	PP	7	▲	+40.0%	+2
	Impoundment	IM	4	▼	-20.0%	-1
	Protective Order	PO	3	▼	-40.0%	-2
	Abstract	AJ	2	▲	+100.0%	+1
	Detinue	DT	2	▼	-33.3%	-1
	Interrogatory	IN	2	↔		-
	Overweight	OC	1	▼	-90.0%	-9
	Show Cause	SC	1	▼	-80.0%	-4
	Capias	CA	0	▼	-100.0%	-1
	Motion for Judgment	MJ	0	▼	-100.0%	-4
	Petition-Restore Arms	PR	0	▼	-100.0%	-1
	Total		373	▲	26.9%	+79
Civil Commitments	Temporary Detention Order	TD	3	▼	-50.0%	-3
	Emergency Custody Order	EC	0	▼	-100.0%	-3
	Total		3	▼	-66.7%	-6
GRAND TOTAL			1,717	▼	-6.6%	-122

Dispositions by Major Case Category**

Category	Summary	Change	% Change	Absolute Change
Felony	38	▼	-37.7%	-23
Garnishment	70	▲	+14.8%	+9
General Civil	220	▲	+89.7%	+104
Infraction/Civil Violation	973	▼	-8.6%	-91
Landlord /Tenant	43	▼	-21.8%	-12
Misdemeanor	294	▼	-22.4%	-85
Other	69	▼	-25.8%	-24
Protective Orders	10	↔		0

GRAND TOTAL	1,717	▼	-6.6%	-122
-------------	-------	---	-------	------

2025 Overall GRAND TOTAL		Distribution of Caseload			Change*		Percentage (%) of Caseload		
<div>2025 <div></div></div> <div>2024 <div></div></div> <div>+110 16.5% ↑</div>	776	Criminal	119	15%	-4.8% ▼	-6	Criminal	2024 18.8%	2025 15.3%
		Traffic	515	66%	37.7% ▲	+141	Traffic	56.2%	66.4%
		Civil	127	16%	-19.1% ▼	-30	Civil	23.6%	16.4%
		Civil Commitments	15	2%	50.0% ▲	+5	Civil Commitments	1.5%	1.9%
		GRAND TOTAL	776	100%	16.5% ▲	+110	GRAND TOTAL	100%	100%

Dispositions by Division & Code

Division	Case Type Description	Code	Summary	Change	% Change	Absolute Change
Criminal	Misdemeanor	M	81	▼	-12.0%	-11
	Felony	F	14	▼	-17.6%	-3
	Capias	CA	11	↔		-
	Show Cause	SC	8	▲	+300.0%	+6
	Civil Violation	CV	5	▲	+66.7%	+2
	Total		119	▼	-4.8%	-6
Traffic	Infraction	I	403	▲	+30.8%	+95
	Misdemeanor	M	101	▲	+74.1%	+43
	Felony	F	5	▲	+400.0%	+4
	Show Cause	SC	4	▲	+100.0%	+2
	Capias	CA	2	▼	-50.0%	-2
	Restricted Operators License	RL	0	▼	-100.0%	-1
	Total		515	▲	37.7%	+141
Civil	Warrant in Debt	WD	39	▼	-41.8%	-28
	Garnishment	GA	37	▲	+2.8%	+1
	Detinue	DT	15	▲	+66.7%	+6
	Admin License	AL	14	▲	+27.3%	+3
	Unlawful Detainer	UD	10	▼	-52.4%	-11
	Other	OT	7	▼	+40.0%	+2
	Preliminary Protective Order	PP	3	↔		-
	Abstract	AJ	1	↔		-
	Impoundment	IM	1	↔		-
	Capias	CA	0	▼	-100.0%	-1
	Interrogatory	IN	0	▼	-100.0%	-2
	Total		127	▼	-19.1%	-30
Civil Commitments	Mental Commitment	MC	6	▲	+20.0%	+1
	Temporary Detention Order	TD	6	▲	+100.0%	+3
	Emergency Custody Order	EC	2	▲	+100.0%	+1
	Other	OT	1	↔		-
	Total		15	▲	50.0%	+5
GRAND TOTAL			776	▲	16.5%	+110

Dispositions by Major Case Category**

Category	Summary	Change	% Change	Absolute Change
Felony	19	▲	+5.6%	+1
Garnishment	37	▼	-2.6%	-1
General Civil	54	▼	-29.9%	-23
Infraction/Civil Violation	408	▲	+31.2%	+97
Involuntary Civil Commitments	1	↔		0
Landlord /Tenant	10	▼	-52.4%	-11
Misdemeanor	182	▼	+20.5%	+31
Other	62	▲	+34.8%	+16
Protective Orders	3	↔		0
GRAND TOTAL	776	▲	16.5%	+110

2025 Overall GRAND TOTAL		Distribution of Caseload			Change*		Percentage (%) of Caseload			
<div><div>426</div><div><div>2025</div><div>2024</div></div><div>-45 -9.6%</div><div>↓</div></div>		<div>Criminal</div>	104	24%	36.8%	▲	+28	<div>Criminal</div>	2024 16.1%	2025 24.4%
		<div>Traffic</div>	167	39%	-37.5%	▼	-100	<div>Traffic</div>	56.7%	39.2%
		<div>Civil</div>	154	36%	23.2%	▲	+29	<div>Civil</div>	26.5%	36.2%
		<div>Civil Commitments</div>	1	0%	-66.7%	▼	-2	<div>Civil Commitments</div>	0.6%	0.2%
		GRAND TOTAL	426	100%	-9.6%	▼	-45	GRAND TOTAL	100%	100%

Dispositions by Division & Code

Division	Case Type Description	Code	Summary	Change	% Change	Absolute Change
Criminal	Misdemeanor	M	63	▲	+23.5%	+12
	Felony	F	28	▲	+211.1%	+19
	Capias	CA	8	▲	+166.7%	+5
	Show Cause	SC	3	▼	-66.7%	-6
	Civil Violation	CV	2	▼	-33.3%	-1
	Motion	MO	0	▼	-100.0%	-1
	Total		104	▲	36.8%	+28
Traffic	Infraction	I	131	▼	-31.4%	-60
	Misdemeanor	M	34	▼	-54.7%	-41
	Felony	F	2	▲	-	+2
	Capias	CA	0	▼	-100.0%	-1
	Total		167	▼	-37.5%	-100
Civil	Warrant in Debt	WD	96	▲	+33.3%	+24
	Garnishment	GA	32	▲	+33.3%	+8
	Unlawful Detainer	UD	9	↔		-
	Admin License	AL	6	▲	+500.0%	+5
	Other	OT	6	▼	-14.3%	-1
	Preliminary Protective Order	PP	2	↔		-
	Bond Forfeiture	BF	1	↔		-
	Interrogatory	IN	1	▼	-50.0%	-1
	Protective Order	PO	1	▼	-75.0%	-3
	Abstract	AJ	0	▼	-100.0%	-1
	Impoundment	IM	0	▼	-100.0%	-1
	Show Cause	SC	0	▼	-100.0%	-1
	Total		154	▲	23.2%	+29
Civil Commitments	Temporary Detention Order	TD	1	▼	-66.7%	-2
	Total		1	▼	-66.7%	-2
GRAND TOTAL			426	▼	-9.6%	-45

Dispositions by Major Case Category**

Category	Summary	Change	% Change	Absolute Change
Felony	30	▲	+233.3%	+21
Garnishment	33	▼	+26.9%	+7
General Civil	96	▲	+33.3%	+24
Infraction/Civil Violation	133	▼	-31.4%	-61
Landlord /Tenant	9	↔		0
Misdemeanor	97	▼	-23.0%	-29
Other	25	▲	-13.8%	-4
Protective Orders	3	▼	-50.0%	-3
GRAND TOTAL	426	▼	-9.6%	-45

2025 Overall GRAND TOTAL		Distribution of Caseload			Change*		Percentage (%) of Caseload		
<div>2025 <div></div></div> <div>2024 <div></div></div> <div>+24 4.4%</div> <div>↑</div>	569	Criminal	64	11%	-24.7%	▼	-21	Criminal	2024 15.6% 2025 11.2%
		Traffic	413	73%	5.4%	▲	+21	Traffic	71.9% 72.6%
		Civil	90	16%	36.4%	▲	+24	Civil	12.1% 15.8%
		Civil Commitments	2	0%	0.0%		0	Civil Commitments	0.4% 0.4%
		GRAND TOTAL	569	100%	4.4%	▲	+24	GRAND TOTAL	100% 100%

Dispositions by Division & Code

Division	Case Type Description	Code	Summary	Change	% Change	Absolute Change
Criminal	Misdemeanor	M	35	▼	-25.5%	-12
	Felony	F	11	▼	-60.7%	-17
	Capias	CA	9	▲	+28.6%	+2
	Show Cause	SC	7	▲	+250.0%	+5
	Civil Violation	CV	2	▲	+100.0%	+1
	Total		64	▼	-24.7%	-21
Traffic	Infraction	I	349	▲	+5.4%	+18
	Misdemeanor	M	64	▲	+4.9%	+3
	Total		413	▲	5.4%	+21
Civil	Warrant in Debt	WD	53	▲	+194.4%	+35
	Garnishment	GA	19	↔		-
	Unlawful Detainer	UD	9	▼	-40.0%	-6
	Admin License	AL	4	▲	+100.0%	+2
	Other	OT	3	▼	-25.0%	-1
	Interrogatory	IN	2	↔		-
	Detinue	DT	0	▼	-100.0%	-3
	Impoundment	IM	0	▼	-100.0%	-1
	Preliminary Protective Order	PP	0	▼	-100.0%	-2
Civil Commitments	Total		90	▲	36.4%	+24
	Temporary Detention Order	TD	2	↔		-
	Total		2		0.0%	0
GRAND TOTAL			569	▲	4.4%	+24

Dispositions by Major Case Category**

Category	Summary	Change	% Change	Absolute Change
Felony	11	▼	-60.7%	-17
Garnishment	21	↔		0
General Civil	53	▲	+152.4%	+32
Infraction/Civil Violation	351	▲	+5.7%	+19
Landlord /Tenant	9	▼	-40.0%	-6
Misdemeanor	99	▼	-8.3%	-9
Other	25	▲	+38.9%	+7
Protective Orders	0	▼	-100.0%	-2
GRAND TOTAL	569	▲	4.4%	+24

2025 Overall GRAND TOTAL		Distribution of Caseload			Change*		Percentage (%) of Caseload		
<div>2025 <div></div></div> <div>2024 <div></div></div> <div>+629 9.6% ↑</div>	7,152	Criminal	948	13%	-0.7% ▼	-7	Criminal	2024 14.6%	2025 13.3%
		Traffic	3,382	47%	7.9% ▲	+248	Traffic	48.0%	47.3%
		Civil	2,750	38%	18.0% ▲	+420	Civil	35.7%	38.5%
		Civil Commitments	72	1%	-30.8% ▼	-32	Civil Commitments	1.6%	1.0%
		GRAND TOTAL	7,152	100%	9.6% ▲	+629	GRAND TOTAL	100%	100%

Dispositions by Division & Code

Division	Case Type Description	Code	Summary	Change	% Change	Absolute Change
Criminal	Misdemeanor	M	579	▲	+5.7%	+31
	Felony	F	270	▼	-5.3%	-15
	Capias	CA	59	▼	-32.2%	-28
	Show Cause	SC	23	▲	+21.1%	+4
	Civil Violation	CV	17	▲	+6.3%	+1
	Total		948	▼	-0.7%	-7
Traffic	Infraction	I	2,511	▲	+3.0%	+73
	Misdemeanor	M	845	▲	+25.4%	+171
	Capias	CA	16	▲	+14.3%	+2
	Felony	F	7	▲	+16.7%	+1
	Show Cause	SC	2	↔		-
	Civil Violation	CV	1	▲	-	+1
	Total		3,382	▲	7.9%	+248
Civil	Warrant in Debt	WD	1,434	▲	+35.2%	+373
	Garnishment	GA	739	▲	+18.2%	+114
	Unlawful Detainer	UD	257	▼	-29.6%	-108
	Other	OT	62	▲	+34.8%	+16
	Show Cause	SC	51	▲	+34.2%	+13
	Preliminary Protective Order	PP	38	▲	+8.6%	+3
	Admin License	AL	36	▲	+20.0%	+6
	Interrogatory	IN	34	▲	+13.3%	+4
	Protective Order	PO	30	▲	+15.4%	+4
	Abstract	AJ	18	▲	+5.9%	+1
	Impoundment	IM	17	▲	+325.0%	+13
	Detinue	DT	14	▼	-46.2%	-12
	Motion for Judgment	MJ	9	▼	-43.8%	-7
	Bond Forfeiture	BF	5	▲	+25.0%	+1
	Counterclaim	CC	4	▲	+100.0%	+2
	Capias	CA	2	↔		-
	Petition-Restore Arms	PR	0	▼	-100.0%	-1
	Tenants Assertion	TA	0	▼	-100.0%	-2
	Total		2,750	▲	18.0%	+420
Civil Commitments	Temporary Detention Order	TD	51	▼	-13.6%	-8
	Emergency Custody Order	EC	15	▼	-37.5%	-9
	Mental Commitment	MC	6	▼	-68.4%	-13
	Other	OT	0	▼	-100.0%	-2
	Total		72	▼	-30.8%	-32
GRAND TOTAL			7,152	▲	9.6%	+629

Dispositions by Major Case Category**

Category	Summary	Change	% Change	Absolute Change
Felony	277	▲	-4.8%	-14
Garnishment	773	▲	+18.0%	+118
General Civil	1,469	▼	+32.3%	+359
Infraction/Civil Violation	2,529	▲	+3.1%	+75
Involuntary Civil Commitments	0	▼	-100.0%	-2
Landlord /Tenant	257	▼	-30.0%	-110

Misdemeanor	1,424	▲	+16.5%	+202
Other	355	▲	-1.7%	-6
Protective Orders	68	▲	+11.5%	+7
<i>GRAND TOTAL</i>	7,152	▲	9.6%	+629

2025 Overall GRAND TOTAL		Distribution of Caseload			Change*		Percentage (%) of Caseload			
<div>2025 <div></div></div> <div>2024 <div></div></div> <div>+900 12.9% ↑</div>	7,894	Criminal	1,571	20%	-2.4%	▼	-39	Criminal	2024 23.0%	2025 19.9%
		Traffic	3,591	45%	12.6%	▲	+402	Traffic	45.6%	45.5%
		Civil	2,674	34%	24.5%	▲	+526	Civil	30.7%	33.9%
		Civil Commitments	58	1%	23.4%	▲	+11	Civil Commitments	0.7%	0.7%
		GRAND TOTAL	7,894	100%	12.9%	▲	+900	GRAND TOTAL	100%	100%

Dispositions by Division & Code

Division	Case Type Description	Code	Summary	Change	% Change	Absolute Change
Criminal	Misdemeanor	M	940	▲	+7.4%	+65
	Felony	F	361	▼	-23.5%	-111
	Capias	CA	193	▲	+3.2%	+6
	Civil Violation	CV	44	▲	+76.0%	+19
	Show Cause	SC	33	▼	-35.3%	-18
	Total		1,571	▼	-2.4%	-39
Traffic	Infraction	I	2,662	▲	+12.7%	+299
	Misdemeanor	M	855	▲	+10.5%	+81
	Felony	F	31	▲	+29.2%	+7
	Capias	CA	28	▲	+55.6%	+10
	Civil Violation	CV	11	▲	+37.5%	+3
	Show Cause	SC	4	▲	+100.0%	+2
	Total		3,591	▲	12.6%	+402
Civil	Warrant in Debt	WD	1,209	▲	+40.7%	+350
	Garnishment	GA	664	▲	+28.7%	+148
	Unlawful Detainer	UD	317	▼	-12.9%	-47
	Admin License	AL	97	▲	+83.0%	+44
	Impoundment	IM	78	▲	+30.0%	+18
	Other	OT	78	▲	+25.8%	+16
	Show Cause	SC	72	▲	+10.8%	+7
	Interrogatory	IN	41	▲	+64.0%	+16
	Preliminary Protective Order	PP	37	▼	-11.9%	-5
	Bond Forfeiture	BF	16	▼	-38.5%	-10
	Motion for Judgment	MJ	16	▼	-36.0%	-9
	Protective Order	PO	16	▲	+23.1%	+3
	Abstract	AJ	15	▼	-37.5%	-9
	Detinue	DT	7	▲	+75.0%	+3
	Zoning Violation	ZO	5	▲	+400.0%	+4
	Tenants Assertion	TA	3	▼	-40.0%	-2
	Capias	CA	2	▲	-	+2
	Counterclaim	CC	1	▼	-66.7%	-2
	Restricted Operators License	RL	0	▼	-100.0%	-1
	Total		2,674	▲	24.5%	+526
Civil Commitments	Temporary Detention Order	TD	41	▲	+86.4%	+19
	Emergency Custody Order	EC	17	▼	-32.0%	-8
	Total		58	▲	23.4%	+11
GRAND TOTAL			7,894	▲	12.9%	+900

Dispositions by Major Case Category**

Category	Summary	Change	% Change	Absolute Change
Felony	392	▲	-21.0%	-104
Garnishment	705	▲	+30.3%	+164
General Civil	1,245	▲	+36.7%	+334
Infraction/Civil Violation	2,717	▲	+13.4%	+321
Landlord /Tenant	320	▼	-13.3%	-49
Misdemeanor	1,800	▲	+9.0%	+149

Other	662	▲	+15.1%	+87
Protective Orders	53	▲	-3.6%	-2
GRAND TOTAL	7,894	▲	12.9%	+900

2025 Overall GRAND TOTAL		Distribution of Caseload			Change*		Percentage (%) of Caseload				
2025 2024	<div><div></div></div> <div>1,326</div> <div>+146 12.4%</div> <div>↑</div>	Criminal	152	11%	2.7%	▲	+4	2024	2025		
		Traffic	868	65%	15.1%	▲	+114	12.5%	11.5%		
		Civil	290	22%	9.4%	▲	+25	63.9%	65.5%		
		Civil Commitments	16	1%	23.1%	▲	+3	22.5%	21.9%		
		GRAND TOTAL	1,326	100%	12.4%	▲	+146	1.1%	1.2%		
							GRAND TOTAL			100%	100%

2025 Overall GRAND TOTAL		Distribution of Caseload			Change*		Percentage (%) of Caseload		
<div>2025 <div></div></div> <div>2024 <div></div></div> <div>+250 5.7% ↑</div>	4,622	Criminal	627	14%	11.8% ▲	+66	Criminal	2024 12.8%	2025 13.6%
		Traffic	2,380	51%	6.4% ▲	+143	Traffic	51.2%	51.5%
		Civil	1,561	34%	4.2% ▲	+63	Civil	34.3%	33.8%
		Civil Commitments	54	1%	-28.9% ▼	-22	Civil Commitments	1.7%	1.2%
		GRAND TOTAL	4,622	100%	5.7% ▲	+250	GRAND TOTAL	100%	100%

Dispositions by Division & Code

Division	Case Type Description	Code	Summary	Change	% Change	Absolute Change
Criminal	Misdemeanor	M	337	▲	+2.1%	+7
	Felony	F	144	▲	+58.2%	+53
	Capias	CA	72	▼	-1.4%	-1
	Show Cause	SC	56	▼	-5.1%	-3
	Civil Violation	CV	18	▲	+125.0%	+10
	Total		627	▲	11.8%	+66
Traffic	Infraction	I	1,791	▲	+0.5%	+9
	Misdemeanor	M	522	▲	+26.7%	+110
	Capias	CA	24	↔		-
	Civil Violation	CV	20	▲	+900.0%	+18
	Show Cause	SC	18	▲	+50.0%	+6
	Felony	F	5	↔		-
	Total		2,380	▲	6.4%	+143
Civil	Warrant in Debt	WD	706	▲	+23.6%	+135
	Garnishment	GA	411	▲	+14.5%	+52
	Unlawful Detainer	UD	176	▼	-47.9%	-162
	Detinue	DT	71	▲	+97.2%	+35
	Other	OT	51	▼	-21.5%	-14
	Protective Order	PO	32	▲	+28.0%	+7
	Interrogatory	IN	30	▲	+66.7%	+12
	Preliminary Protective Order	PP	24	▼	-22.6%	-7
	Abstract	AJ	13	▲	+225.0%	+9
	Show Cause	SC	13	▼	-7.1%	-1
	Admin License	AL	10	▼	-60.0%	-15
	Motion for Judgment	MJ	9	▲	+200.0%	+6
	Counterclaim	CC	7	▲	-	+7
	Tenants Assertion	TA	3	▲	+200.0%	+2
	Bond Forfeiture	BF	2	▲	+100.0%	+1
	Zoning Violation	ZO	2	▼	-33.3%	-1
	Petition-Restore Arms	PR	1	↔		-
	Distress Seizure	DS	0	▼	-100.0%	-1
	Impoundment	IM	0	▼	-100.0%	-1
	Petition to Require Blood Test	BT	0	▼	-100.0%	-1
	Total		1,561	▲	4.2%	+63
Civil Commitments	Temporary Detention Order	TD	36	▼	-25.0%	-12
	Emergency Custody Order	EC	18	▼	-30.8%	-8
	Mental Commitment	MC	0	▼	-100.0%	-2
	Total		54	▼	-28.9%	-22
GRAND TOTAL			4,622	▲	5.7%	+250

Dispositions by Major Case Category**

Category	Summary	Change	% Change	Absolute Change
Felony	149	▲	+55.2%	+53
Garnishment	441	▲	+17.0%	+64
General Civil	801	▲	+27.1%	+171
Infraction/Civil Violation	1,829	▲	+2.1%	+37
Landlord /Tenant	179	▲	-47.2%	-160

Misdemeanor	861	▼	+15.6%	+116
Other	306	▲	-9.2%	-31
Protective Orders	56	▲		0
<i>GRAND TOTAL</i>	4,622	▲	5.7%	+250

2025 Overall GRAND TOTAL		Distribution of Caseload				Change*		Percentage (%) of Caseload		
2025 2024	<div><div></div><div></div></div> <div>2,072</div> <div>+267 14.8%</div> <div>↑</div>	Criminal	411	20%	-9.5%	▼	-43	Criminal	2024	2025
		Traffic	857	41%	50.1%	▲	+286	Traffic	25.2%	19.8%
		Civil	573	28%	-2.1%	▼	-12	Civil	31.6%	41.4%
		Civil Commitments	231	11%	18.5%	▲	+36	Civil	32.4%	27.7%
		GRAND TOTAL	2,072	100%	14.8%	▲	+267	Civil Commitments	10.8%	11.1%
		GRAND TOTAL	2,072	100%	14.8%	▲	+267	GRAND TOTAL	100%	100%

Dispositions by Division & Code

Division	Case Type Description	Code	Summary	Change	% Change	Absolute Change
Criminal	Misdemeanor	M	250	▲	+0.8%	+2
	Felony	F	77	▼	-22.2%	-22
	Capias	CA	47	▼	-16.1%	-9
	Show Cause	SC	30	▼	-33.3%	-15
	Civil Violation	CV	7	▲	+16.7%	+1
	Total		411	▼	-9.5%	-43
Traffic	Infraction	I	679	▲	+43.2%	+205
	Misdemeanor	M	161	▲	+89.4%	+76
	Show Cause	SC	7	▼	-12.5%	-1
	Capias	CA	6	▲	+100.0%	+3
	Felony	F	3	▲	+200.0%	+2
	Civil Violation	CV	1	▲	-	+1
	Total		857	▲	50.1%	+286
Civil	Warrant in Debt	WD	273	▲	+11.9%	+29
	Garnishment	GA	119	▼	-17.4%	-25
	Unlawful Detainer	UD	96	▲	+18.5%	+15
	Other	OT	41	▼	-28.1%	-16
	Preliminary Protective Order	PP	15	▼	-21.1%	-4
	Protective Order	PO	11	▼	-35.3%	-6
	Admin License	AL	4	▲	+100.0%	+2
	Interrogatory	IN	3	▼	-40.0%	-2
	Show Cause	SC	3	↔		-
	Abstract	AJ	2	↔		-
	Detinue	DT	2	↔		-
	Impoundment	IM	2	▼	-33.3%	-1
	Counterclaim	CC	1	▲	-	+1
	Tenants Assertion	TA	1	▲	-	+1
	Motion for Judgment	MJ	0	▼	-100.0%	-6
	Total		573	▼	-2.1%	-12
Civil Commitments	Mental Commitment	MC	107	▲	+39.0%	+30
	Temporary Detention Order	TD	59	▲	+11.3%	+6
	Emergency Custody Order	EC	32	▼	-17.9%	-7
	Other	OT	32	▲	+33.3%	+8
	Medical Emergency Temporary Detention Order	MT	1	▼	-50.0%	-1
	Total		231	▲	18.5%	+36
GRAND TOTAL			2,072	▲	14.8%	+267

Dispositions by Major Case Category**

Category	Summary	Change	% Change	Absolute Change
Felony	80	▲	-20.0%	-20
Garnishment	122	▼	-18.1%	-27
General Civil	280	▼	+0.7%	+2
Infraction/Civil Violation	687	▲	+43.1%	+207
Involuntary Civil Commitments	32	▲	+33.3%	+8
Landlord /Tenant	97	▲	+19.8%	+16
Misdemeanor	411	▲	+23.4%	+78

Other	337	▲	+4.0%	+13
Protective Orders	26	▼	-27.8%	-10
<i>GRAND TOTAL</i>	2,072	▲	14.8%	+267

2025 Overall GRAND TOTAL		Distribution of Caseload			Change*		Percentage (%) of Caseload		
<div>2025 <div></div></div> <div>2024 <div></div></div> <div>+641 20.8%</div> <div>↑</div>	3,730	Criminal	475	13%	10.7% ▲	+46	Criminal	2024 13.9%	2025 12.7%
		Traffic	2,318	62%	22.6% ▲	+427	Traffic	61.2%	62.1%
		Civil	920	25%	24.0% ▲	+178	Civil	24.0%	24.7%
		Civil Commitments	17	0%	-37.0% ▼	-10	Civil Commitments	0.9%	0.5%
		GRAND TOTAL	3,730	100%	20.8% ▲	+641	GRAND TOTAL	100%	100%

Dispositions by Division & Code

Division	Case Type Description	Code	Summary	Change	% Change	Absolute Change
Criminal	Misdemeanor	M	268	▲	+11.7%	+28
	Felony	F	137	▲	+35.6%	+36
	Capias	CA	36	▲	+5.9%	+2
	Show Cause	SC	27	▼	-41.3%	-19
	Civil Violation	CV	7	▼	-12.5%	-1
	Total		475	▲	10.7%	+46
Traffic	Infraction	I	1,616	▲	+33.7%	+407
	Misdemeanor	M	587	▲	+6.1%	+34
	Capias	CA	57	▲	+50.0%	+19
	Show Cause	SC	43	▼	-44.2%	-34
	Felony	F	9	↔		-
	Civil Violation	CV	6	▲	+20.0%	+1
	Total		2,318	▲	22.6%	+427
Civil	Warrant in Debt	WD	418	▲	+43.2%	+126
	Garnishment	GA	295	▲	+37.2%	+80
	Unlawful Detainer	UD	83	▼	-20.2%	-21
	Other	OT	30	▼	+15.4%	+4
	Admin License	AL	21	▲	+40.0%	+6
	Interrogatory	IN	12	▲	+50.0%	+4
	Protective Order	PO	12	▼	-14.3%	-2
	Preliminary Protective Order	PP	11	▲	+10.0%	+1
	Detinue	DT	9	▼	-30.8%	-4
	Impoundment	IM	9	▼	-50.0%	-9
	Show Cause	SC	9	▼	-10.0%	-1
	Abstract	AJ	6	▼	-25.0%	-2
	Bond Forfeiture	BF	3	▼	-40.0%	-2
	Counterclaim	CC	1	▲	-	+1
	Motion for Judgment	MJ	1	▼	-50.0%	-1
	Overweight	OC	0	▼	-100.0%	-1
	Petition-Restore Arms	PR	0	▼	-100.0%	-1
	Total		920	▲	24.0%	+178
Civil Commitments	Temporary Detention Order	TD	9	▼	-57.1%	-12
	Emergency Custody Order	EC	8	▲	+33.3%	+2
	Total		17	▼	-37.0%	-10
GRAND TOTAL			3,730	▲	20.8%	+641

Dispositions by Major Case Category**

Category	Summary	Change	% Change	Absolute Change
Felony	146	▲	+32.7%	+36
Garnishment	307	▲	+37.7%	+84
General Civil	431	▼	+36.8%	+116
Infraction/Civil Violation	1,629	▼	+33.2%	+406
Landlord /Tenant	83	▼	-20.2%	-21
Misdemeanor	855	▲	+7.8%	+62
Other	256	▲	-13.8%	-41
Protective Orders	23	▼	-4.2%	-1

GRAND TOTAL	3,730	▲	20.8%	+641
-------------	-------	---	-------	------

2025 Overall GRAND TOTAL		Distribution of Caseload				Change*		Percentage (%) of Caseload		
<div>2025 <div></div></div> <div>2024 <div></div></div>	<div>914</div> <div>-111</div> <div>-10.8%</div> <div></div>	Criminal	115	13%	10.6%	▲	+11	Criminal	2024	2025
		Traffic	477	52%	-30.1%	▼	-205	Traffic	10.1%	12.6%
		Civil	308	34%	37.5%	▲	+84	Civil	66.5%	52.2%
		Civil Commitments	14	2%	-6.7%	▼	-1	Civil Commitments	21.9%	33.7%
		GRAND TOTAL	914	100%	-10.8%	▼	-111	GRAND TOTAL	1.5%	1.5%
								GRAND TOTAL	100%	100%

Dispositions by Division & Code

Division	Case Type Description	Code	Summary	Change	% Change	Absolute Change
Criminal	Misdemeanor	M	61	▼	-1.6%	-1
	Felony	F	20	▼	-4.8%	-1
	Capias	CA	17	▲	+142.9%	+10
	Show Cause	SC	12	↔		-
	Civil Violation	CV	4	▲	+100.0%	+2
	Restricted Operators License	RL	1	▲	-	+1
	Total		115	▲	10.6%	+11
Traffic	Infraction	I	346	▼	-35.4%	-190
	Misdemeanor	M	97	▼	-15.7%	-18
	Show Cause	SC	17	▼	-34.6%	-9
	Capias	CA	11	▲	+175.0%	+7
	Other	O	5	▲	-	+5
	Civil Violation	CV	1	▲	-	+1
	Felony	F	0	▼	-100.0%	-1
	Total		477	▼	-30.1%	-205
Civil	Warrant in Debt	WD	157	▲	+51.0%	+53
	Garnishment	GA	93	▲	+52.5%	+32
	Impoundment	IM	10	▼	-52.4%	-11
	Other	OT	10	▲	+66.7%	+4
	Preliminary Protective Order	PP	9	▼	-10.0%	-1
	Unlawful Detainer	UD	9	▲	+50.0%	+3
	Protective Order	PO	7	▲	+250.0%	+5
	Show Cause	SC	4	↔		-
	Admin License	AL	3	▲	+50.0%	+1
	Interrogatory	IN	3	▼	-25.0%	-1
	Detinue	DT	2	↔		-
	Abstract	AJ	1	▲	-	+1
	Motion for Judgment	MJ	0	▼	-100.0%	-1
	Petition-Restore Arms	PR	0	▼	-100.0%	-1
	Total		308	▲	37.5%	+84
Civil Commitments	Temporary Detention Order	TD	12	▲	+50.0%	+4
	Emergency Custody Order	EC	2	▲	+100.0%	+1
	Mental Commitment	MC	0	▼	-100.0%	-6
	Total		14	▼	-6.7%	-1
GRAND TOTAL			914	▼	-10.8%	-111

Dispositions by Major Case Category**

Category	Summary	Change	% Change	Absolute Change
Felony	20	▼	-9.1%	-2
Garnishment	96	▲	+47.7%	+31
General Civil	165	▲	+51.4%	+56
Infraction/Civil Violation	356	▲	-33.8%	-182
Landlord /Tenant	9	▲	+50.0%	+3
Misdemeanor	159	▲	-10.2%	-18
Other	93	▲	-3.1%	-3
Protective Orders	16	▲	+33.3%	+4

GRAND TOTAL	914	▼	-10.8%	-111
-------------	-----	---	--------	------

2025 Overall GRAND TOTAL		Distribution of Caseload			Change*		Percentage (%) of Caseload		
<div>2025 <div></div></div> <div>2024 <div></div></div> <div>+4 0.3% ↑</div>	1,572	Criminal	102	6%	-4.7% ▼	-5	Criminal	2024 6.8%	2025 6.5%
		Traffic	1,232	78%	-1.7% ▼	-21	Traffic	79.9%	78.4%
		Civil	232	15%	14.3% ▲	+29	Civil	12.9%	14.8%
		Civil Commitments	6	0%	20.0% ▲	+1	Civil Commitments	0.3%	0.4%
		GRAND TOTAL	1,572	100%	0.3% ▲	+4	GRAND TOTAL	100%	100%

Dispositions by Division & Code

Division	Case Type Description	Code	Summary	Change	% Change	Absolute Change
Criminal	Misdemeanor	M	62	▼	-21.5%	-17
	Felony	F	21	▲	+16.7%	+3
	Civil Violation	CV	7	▲	+40.0%	+2
	Show Cause	SC	7	▲	+133.3%	+4
	Capias	CA	5	▲	+150.0%	+3
	Total		102	▼	-4.7%	-5
Traffic	Infraction	I	983	▼	-1.9%	-19
	Misdemeanor	M	246	▲	+1.2%	+3
	Felony	F	3	▲	+200.0%	+2
	Capias	CA	0	▼	-100.0%	-3
	Civil Violation	CV	0	▼	-100.0%	-1
	Other	O	0	▼	-100.0%	-1
	Show Cause	SC	0	▼	-100.0%	-2
	Total		1,232	▼	-1.7%	-21
Civil	Warrant in Debt	WD	138	▲	+30.2%	+32
	Garnishment	GA	43	▼	-2.3%	-1
	Admin License	AL	14	▼	-26.3%	-5
	Unlawful Detainer	UD	13	▲	+8.3%	+1
	Other	OT	9	▲	+28.6%	+2
	Impoundment	IM	4	▼	-20.0%	-1
	Interrogatory	IN	3	▲	-	+3
	Preliminary Protective Order	PP	3	▲	-	+3
	Motion for Judgment	MJ	2	▼	-50.0%	-2
	Protective Order	PO	2	▲	-	+2
	Detinue	DT	1	↔	-	-
	Abstract	AJ	0	▼	-100.0%	-1
	Overweight	OC	0	▼	-100.0%	-1
	Show Cause	SC	0	▼	-100.0%	-3
	Total		232	▲	14.3%	+29
Civil Commitments	Mental Commitment	MC	3	▲	-	+3
	Emergency Custody Order	EC	2	▼	-33.3%	-1
	Temporary Detention Order	TD	1	▼	-50.0%	-1
	Total		6	▲	20.0%	+1
GRAND TOTAL			1,572	▲	0.3%	+4

Dispositions by Major Case Category**

Category	Summary	Change	% Change	Absolute Change
Felony	24	▲	+26.3%	+5
Garnishment	46	▲	+4.5%	+2
General Civil	144	▼	+26.3%	+30
Infraction/Civil Violation	990	▼	-2.0%	-20
Landlord /Tenant	13	▲	+8.3%	+1
Misdemeanor	308	▼	-4.3%	-14
Other	42	▲	-10.6%	-5
Protective Orders	5	▲	-	+5

GRAND TOTAL	1,572	▲	0.3%	+4
-------------	-------	---	------	----

2025 Overall GRAND TOTAL		Distribution of Caseload			Change*		Percentage (%) of Caseload		
<div>2025 <div></div></div> <div>2024 <div></div></div> <div>-675 -36.2%</div> <div>↓</div>	1,190	Criminal	142	12%	31.5% ▲	+34	Criminal	2024 5.8%	2025 11.9%
		Traffic	745	63%	-49.2% ▼	-722	Traffic	78.7%	62.6%
		Civil	281	24%	1.1% ▲	+3	Civil	14.9%	23.6%
		Civil Commitments	22	2%	83.3% ▲	+10	Civil Commitments	0.6%	1.8%
		GRAND TOTAL	1,190	100%	-36.2% ▼	-675	GRAND TOTAL	100%	100%

Dispositions by Division & Code

Division	Case Type Description	Code	Summary	Change	% Change	Absolute Change
Criminal	Misdemeanor	M	89	▲	+48.3%	+29
	Civil Violation	CV	19	▲	+280.0%	+14
	Felony	F	18	▼	-40.0%	-12
	Capias	CA	10	▲	+42.9%	+3
	Show Cause	SC	6	▲	+20.0%	+1
	Restricted Operators License	RL	0	▼	-100.0%	-1
	Total		142	▲	31.5%	+34
Traffic	Infraction	I	623	▼	-51.6%	-665
	Misdemeanor	M	116	▼	-34.1%	-60
	Felony	F	3	▲	+50.0%	+1
	Capias	CA	2	▲	-	+2
	Show Cause	SC	1	↔		-
	Total		745	▼	-49.2%	-722
Civil	Warrant in Debt	WD	116	▲	+5.5%	+6
	Garnishment	GA	83	▲	+6.4%	+5
	Admin License	AL	18	▲	+12.5%	+2
	Other	OT	16	▲	+33.3%	+4
	Unlawful Detainer	UD	15	▼	-37.5%	-9
	Preliminary Protective Order	PP	14	▲	+100.0%	+7
	Protective Order	PO	6	▼	-25.0%	-2
	Impoundment	IM	4	▼	-33.3%	-2
	Show Cause	SC	4	▼	-55.6%	-5
	Interrogatory	IN	3	▼	-25.0%	-1
	Abstract	AJ	2	▼	-50.0%	-2
	Total		281	▲	1.1%	+3
Civil Commitments	Temporary Detention Order	TD	14	▲	+75.0%	+6
	Emergency Custody Order	EC	8	▲	+100.0%	+4
	Total		22	▲	83.3%	+10
GRAND TOTAL			1,190	▼	-36.2%	-675

Dispositions by Major Case Category**

Category	Summary	Change	% Change	Absolute Change
Felony	21	▲	-34.4%	-11
Garnishment	86	▼	+4.9%	+4
General Civil	120	▲	+5.3%	+6
Infraction/Civil Violation	642	▲	-50.3%	-651
Landlord /Tenant	15	▼	-37.5%	-9
Misdemeanor	205	▼	-13.5%	-32
Other	81	▲	+19.1%	+13
Protective Orders	20	▲	+33.3%	+5
GRAND TOTAL	1,190	▼	-36.2%	-675

2025 Overall GRAND TOTAL		Distribution of Caseload			Change*		Percentage (%) of Caseload			
<div>2025 <div></div></div> <div>2024 <div></div></div> <div>-400 -19.6%</div> <div>↓</div>	1,638	Criminal	231	14%	-34.7%	▼	-123	Criminal	2024 17.4%	2025 14.1%
		Traffic	845	52%	-29.0%	▼	-345	Traffic	58.4%	51.6%
		Civil	546	33%	15.2%	▲	+72	Civil	23.3%	33.3%
		Civil Commitments	16	1%	-20.0%	▼	-4	Civil Commitments	1.0%	1.0%
		GRAND TOTAL	1,638	100%	-19.6%	▼	-400	GRAND TOTAL	100%	100%

Dispositions by Division & Code

Division	Case Type Description	Code	Summary	Change	% Change	Absolute Change
Criminal	Misdemeanor	M	140	▼	-33.0%	-69
	Felony	F	51	▼	-37.0%	-30
	Capias	CA	23	▼	-25.8%	-8
	Show Cause	SC	11	▼	-38.9%	-7
	Civil Violation	CV	6	▼	-60.0%	-9
	Total		231	▼	-34.7%	-123
Traffic	Infraction	I	660	▼	-31.9%	-309
	Misdemeanor	M	179	▼	-15.6%	-33
	Capias	CA	2	▼	-50.0%	-2
	Felony	F	2	↔		-
	Civil Violation	CV	1	▲	-	+1
	Show Cause	SC	1	▼	-66.7%	-2
	Total		845	▼	-29.0%	-345
Civil	Warrant in Debt	WD	289	▲	+43.8%	+88
	Garnishment	GA	140	▲	+16.7%	+20
	Unlawful Detainer	UD	25	▼	-44.4%	-20
	Impoundment	IM	23	▼	-54.9%	-28
	Other	OT	23	▼	+9.5%	+2
	Admin License	AL	20	▲	+17.6%	+3
	Preliminary Protective Order	PP	6	▲	+50.0%	+2
	Show Cause	SC	6	▲	+100.0%	+3
	Interrogatory	IN	5	▲	-	+5
	Abstract	AJ	3	↔		-
	Detinue	DT	3	▲	+200.0%	+2
	Motion for Judgment	MJ	2	▲	+100.0%	+1
	Protective Order	PO	1	▼	-66.7%	-2
	Counterclaim	CC	0	▼	-100.0%	-3
	Tenants Assertion	TA	0	▼	-100.0%	-1
	Total		546	▲	15.2%	+72
Civil Commitments	Temporary Detention Order	TD	13	▼	-27.8%	-5
	Emergency Custody Order	EC	3	▲	+50.0%	+1
	Total		16	▼	-20.0%	-4
GRAND TOTAL			1,638	▼	-19.6%	-400

Dispositions by Major Case Category**

Category	Summary	Change	% Change	Absolute Change
Felony	53	▼	-36.1%	-30
Garnishment	145	▲	+20.8%	+25
General Civil	296	▲	+41.0%	+86
Infraction/Civil Violation	667	▲	-32.2%	-317
Landlord /Tenant	25	▼	-45.7%	-21
Misdemeanor	319	▼	-24.2%	-102
Other	126	▼	-24.6%	-41
Protective Orders	7	▼		0
GRAND TOTAL		▼	-19.6%	-400

2025 Overall GRAND TOTAL		Distribution of Caseload			Change*		Percentage (%) of Caseload			
<div>2025 <div></div></div> <div>2024 <div></div></div>	<div>960</div> <div>-227</div> <div>-19.1%</div> <div></div>	Criminal	91	9%	68.5%	▲	+37	Criminal	2024 4.5%	2025 9.5%
		Traffic	757	79%	-28.6%	▼	-303	Traffic	89.3%	78.9%
		Civil	112	12%	53.4%	▲	+39	Civil	6.1%	11.7%
		GRAND TOTAL	960	100%	-19.1%	▼	-227	GRAND TOTAL	100%	100%

Dispositions by Division & Code

Division	Case Type Description	Code	Summary	Change	% Change	Absolute Change
Criminal	Misdemeanor	M	44	▲	+37.5%	+12
	Felony	F	23	▲	+109.1%	+12
	Show Cause	SC	12	▲	+200.0%	+8
	Capias	CA	8	▲	+700.0%	+7
	Civil Violation	CV	4	▼	-33.3%	-2
	Total		91	▲	68.5%	+37
Traffic	Infraction	I	597	▼	-33.6%	-302
	Misdemeanor	M	143	▲	+1.4%	+2
	Capias	CA	11	▲	+10.0%	+1
	Show Cause	SC	5	▼	-28.6%	-2
	Felony	F	1	▲	-	+1
	Civil Violation	CV	0	▼	-100.0%	-1
	Restricted Operators License	RL	0	▼	-100.0%	-2
	Total		757	▼	-28.6%	-303
Civil	Warrant in Debt	WD	68	▲	+88.9%	+32
	Garnishment	GA	26	▲	+13.0%	+3
	Unlawful Detainer	UD	5	▲	+25.0%	+1
	Other	OT	4	▲	+300.0%	+3
	Admin License	AL	3	▲	-	+3
	Abstract	AJ	2	▲	-	+2
	Protective Order	PO	2	↔		-
	Interrogatory	IN	1	▲	-	+1
	Preliminary Protective Order	PP	1	▼	-80.0%	-4
	Impoundment	IM	0	▼	-100.0%	-1
	Overweight	OC	0	▼	-100.0%	-1
	Total		112	▲	53.4%	+39
GRAND TOTAL			960	▼	-19.1%	-227

Dispositions by Major Case Category**

Category	Summary	Change	% Change	Absolute Change
Felony	24	▲	+118.2%	+13
Garnishment	27	▲	+17.4%	+4
General Civil	68	▼	+83.8%	+31
Infraction/Civil Violation	601	▼	-33.7%	-306
Landlord /Tenant	5	▲	+25.0%	+1
Misdemeanor	187	▼	+6.9%	+12
Other	45	▲	+95.7%	+22
Protective Orders	3	▼	-57.1%	-4
GRAND TOTAL	960	▼	-19.1%	-227

2025 Overall GRAND TOTAL		Distribution of Caseload			Change*		Percentage (%) of Caseload		
<div>2025 <div></div></div> <div>2024 <div></div></div> <div>↑</div>	<div>2,957</div> <div>+462</div> <div>18.5%</div>	Criminal	206	7%	-33.1%	▼	-102	Criminal	2024 12.3% 2025 7.0%
		Traffic	2,105	71%	36.2%	▲	+559	Traffic	62.0% 71.2%
		Civil	620	21%	0.8%	▲	+5	Civil	24.6% 21.0%
		Civil Commitments	26	1%	0.0%		0	Civil Commitments	1.0% 0.9%
		GRAND TOTAL	2,957	100%	18.5%	▲	+462	GRAND TOTAL	100% 100%

Dispositions by Division & Code

Division	Case Type Description	Code	Summary	Change	% Change	Absolute Change
Criminal	Misdemeanor	M	101	▼	-45.4%	-84
	Felony	F	67	▼	-11.8%	-9
	Show Cause	SC	19	▼	-13.6%	-3
	Capias	CA	12	▼	-25.0%	-4
	Civil Violation	CV	7	▼	-22.2%	-2
	Total		206	▼	-33.1%	-102
Traffic	Infraction	I	1,698	▲	+49.9%	+565
	Misdemeanor	M	302	↔		-
	Other	O	99	▲	+3.1%	+3
	Felony	F	4	▼	-20.0%	-1
	Capias	CA	1	▼	-83.3%	-5
	Show Cause	SC	1	▼	-75.0%	-3
	Total		2,105	▲	36.2%	+559
Civil	Warrant in Debt	WD	359	▲	+8.5%	+28
	Garnishment	GA	163	▲	+27.3%	+35
	Unlawful Detainer	UD	25	▼	-58.3%	-35
	Detinue	DT	24	▲	+33.3%	+6
	Other	OT	13	▼	-27.8%	-5
	Admin License	AL	9	↔		-
	Impoundment	IM	8	▼	-42.9%	-6
	Show Cause	SC	5	▲	+25.0%	+1
	Interrogatory	IN	3	▼	-57.1%	-4
	Preliminary Protective Order	PP	3	▼	-72.7%	-8
	Abstract	AJ	2	↔		-
	Motion for Judgment	MJ	2	▼	-33.3%	-1
	Protective Order	PO	2	▼	-71.4%	-5
	Counterclaim	CC	1	▼	-50.0%	-1
	Restricted Operators License	RL	1	▲	-	+1
	Capias	CA	0	▼	-100.0%	-1
	Total		620	▲	0.8%	+5
Civil Commitments	Temporary Detention Order	TD	17	▼	-32.0%	-8
	Emergency Custody Order	EC	9	▲	+800.0%	+8
	Total		26		0.0%	0
GRAND TOTAL			2,957	▲	18.5%	+462

Dispositions by Major Case Category**

Category	Summary	Change	% Change	Absolute Change
Felony	71	▼	-12.3%	-10
Garnishment	166	▼	+23.0%	+31
General Civil	385	▲	+9.4%	+33
Infraction/Civil Violation	1,804	▲	+45.7%	+566
Landlord /Tenant	25	▼	-58.3%	-35
Misdemeanor	404	▲	-17.0%	-83
Other	97	▲	-21.8%	-27
Protective Orders	5	▼	-72.2%	-13

GRAND TOTAL	2,957	▲	18.5%	+462
-------------	-------	---	-------	------

2025 Overall GRAND TOTAL		Distribution of Caseload			Change*		Percentage (%) of Caseload			
2025	<div><div></div><div></div></div> <div>↑</div>	11,925	+1,785	17.6%	Criminal	2024	2025			
						19.8%	18.3%			
				Traffic				59.3%	60.7%	
				Civil				19.2%	19.7%	
				Civil Commitments				1.7%	1.3%	
				GRAND TOTAL	11,925	100%	GRAND TOTAL	100%	100%	

Dispositions by Division & Code

Division	Case Type Description	Code	Summary	Change	% Change	Absolute Change
Criminal	Misdemeanor	M	1,210	▲	+22.5%	+222
	Felony	F	501	▼	-15.8%	-94
	Capias	CA	272	▲	+15.3%	+36
	Civil Violation	CV	153	▲	+2.0%	+3
	Show Cause	SC	46	▲	+7.0%	+3
	Total		2,182	▲	8.4%	+170
Traffic	Infraction	I	5,951	▲	+21.4%	+1,048
	Misdemeanor	M	947	▲	+14.9%	+123
	Other	O	188	▲	+18.2%	+29
	Capias	CA	66	▲	+34.7%	+17
	Show Cause	SC	34	▲	+17.2%	+5
	Civil Violation	CV	29	▼	-19.4%	-7
	Felony	F	24	▲	+60.0%	+9
Civil	Total		7,239	▲	20.3%	+1,224
	Warrant in Debt	WD	899	▲	+51.6%	+306
	Unlawful Detainer	UD	806	▲	+4.9%	+38
	Garnishment	GA	302	▼	-6.5%	-21
	Admin License	AL	107	▲	+42.7%	+32
	Preliminary Protective Order	PP	58	▲	+56.8%	+21
	Motion for Judgment	MJ	45	↔		-
	Protective Order	PO	36	▲	+20.0%	+6
	Other	OT	24	▲	+33.3%	+6
	Interrogatory	IN	21	▲	+75.0%	+9
	Show Cause	SC	18	▲	+28.6%	+4
	Impoundment	IM	9	▼	-25.0%	-3
	Counterclaim	CC	6	▲	+50.0%	+2
	Bond Forfeiture	BF	5	↔		-
	Tenants Assertion	TA	4	▲	+33.3%	+1
	Capias	CA	3	▲	-	+3
	Detinue	DT	2	↔		-
	Petition-Restore Arms	PR	2	↔		-
	Overweight	OC	1	▲	-	+1
	Total		2,348	▲	20.8%	+405
Civil Commitments	Mental Commitment	MC	79	▼	-18.6%	-18
	Temporary Detention Order	TD	26	↔		-
	Emergency Custody Order	EC	25	▲	+25.0%	+5
	Other	OT	16	▲	+6.7%	+1
	Petition	PT	10	▼	-9.1%	-1
	Medical Emergency Custody Order	ME	0	▼	-100.0%	-1
Total			156	▼	-8.2%	-14
GRAND TOTAL			11,925	▲	17.6%	+1,785

Dispositions by Major Case Category**

Category	Summary	Change	% Change	Absolute Change
Felony	525	▲	-13.9%	-85
Garnishment	323	▲	-3.6%	-12
General Civil	951	▲	+47.2%	+305

Infraction/Civil Violation	6,322	▲	+20.5%	+1,074
Involuntary Civil Commitments	26	▼		0
Landlord /Tenant	810	▲	+5.1%	+39
Misdemeanor	2,157	▲	+19.0%	+345
Other	717	▲	+14.7%	+92
Protective Orders	94	▲	+40.3%	+27
GRAND TOTAL	11,925	▲	17.6%	+1,785

2025 Overall GRAND TOTAL		Distribution of Caseload			Change*		Percentage (%) of Caseload		
<div>2025 <div></div></div> <div>2024 <div></div></div> <div>+13 2.4% ↑</div>	559	Criminal	56	10%	-11.1% ▼	-7	Criminal	2024 11.5%	
		Traffic	441	79%	10.3% ▲	+41	Traffic	2025 10.0%	
		Civil	62	11%	-25.3% ▼	-21	Civil	73.3%	
		GRAND TOTAL	559	100%	2.4% ▲	+13	GRAND TOTAL	15.2%	

2025 Overall GRAND TOTAL		Distribution of Caseload			Change*		Percentage (%) of Caseload		
<div>2025 <div>6,795</div></div> <div>2024 <div></div></div> <div>+1,226 22.0%</div>		<div>Criminal</div>	904	13%	-23.0%	▼	-270	<div>Criminal</div>	2024 21.1%
		<div>Traffic</div>	3,132	46%	59.6%	▲	+1,170	<div>Traffic</div>	2025 13.3%
		<div>Civil</div>	2,565	38%	15.8%	▲	+350	<div>Civil</div>	46.1%
		<div>Civil Commitments</div>	194	3%	-11.0%	▼	-24	<div>Civil Commitments</div>	37.7%
		<div>GRAND TOTAL</div>	6,795	100%	22.0%	▲	+1,226	<div>GRAND TOTAL</div>	2.9%
									100%

Dispositions by Division & Code

Division	Case Type Description	Code	Summary	Change	% Change	Absolute Change
Criminal	Misdemeanor	M	598	▼	-19.4%	-144
	Felony	F	183	▼	-38.2%	-113
	Capias	CA	84	▲	+2.4%	+2
	Show Cause	SC	37	▼	-5.1%	-2
	Civil Violation	CV	2	▼	-86.7%	-13
	Total		904	▼	-23.0%	-270
Traffic	Infraction	I	2,456	▲	+86.2%	+1,137
	Misdemeanor	M	473	▲	+28.2%	+104
	Other	O	147	▼	-34.4%	-77
	Show Cause	SC	21	▲	+61.5%	+8
	Felony	F	16	▲	+6.7%	+1
	Civil Violation	CV	12	▼	-14.3%	-2
	Capias	CA	7	▼	-12.5%	-1
	Total		3,132	▲	59.6%	+1,170
Civil	Unlawful Detainer	UD	1,150	▼	-6.4%	-79
	Warrant in Debt	WD	845	▲	+56.2%	+304
	Garnishment	GA	347	▲	+62.1%	+133
	Other	OT	73	▼	+12.3%	+8
	Protective Order	PO	56	▲	+33.3%	+14
	Preliminary Protective Order	PP	37	▼	-24.5%	-12
	Bond Forfeiture	BF	29	▲	+11.5%	+3
	Interrogatory	IN	7	▼	-58.8%	-10
	Admin License	AL	6	▼	-25.0%	-2
	Counterclaim	CC	6	↔		-
	Tenants Assertion	TA	3	▼	-25.0%	-1
	Abstract	AJ	2	▼	-50.0%	-2
	Detinue	DT	2	▼	-33.3%	-1
	Motion for Judgment	MJ	2	▼	-71.4%	-5
	Total		2,565	▲	15.8%	+350
Civil Commitments	Temporary Detention Order	TD	80	▼	-20.8%	-21
	Mental Commitment	MC	64	▼	-15.8%	-12
	Emergency Custody Order	EC	35	▲	+52.2%	+12
	Petition	PT	9	▼	-18.2%	-2
	Other	OT	6	▼	-14.3%	-1
	Total		194	▼	-11.0%	-24
GRAND TOTAL			6,795	▲	22.0%	+1,226

Dispositions by Major Case Category**

Category	Summary	Change	% Change	Absolute Change
Felony	199	▼	-36.0%	-112
Garnishment	354	▲	+53.2%	+123
General Civil	851	▼	+53.6%	+297
Infraction/Civil Violation	2,617	▼	+66.5%	+1,045
Involuntary Civil Commitments	15	▼	-16.7%	-3
Landlord /Tenant	1,153	▼	-6.5%	-80
Misdemeanor	1,071	▲	-3.6%	-40

Other	442	▲	-1.3%	-6
Protective Orders	93	▲	+2.2%	+2
<i>GRAND TOTAL</i>	6,795	▲	22.0%	+1,226

2025 Overall GRAND TOTAL		Distribution of Caseload				Change*		Percentage (%) of Caseload		
<div>2025 <div></div></div> <div>2024 <div></div></div> <div>↑</div>	<div>54,138</div> <div>+2,488</div> <div>4.8%</div>	Criminal	7,340	14%	12.4%	▲	+809	Criminal	2024	2025
		Traffic	35,964	66%	1.2%	▲	+434	Traffic	68.8%	66.4%
		Civil	9,765	18%	14.2%	▲	+1,211	Civil	16.6%	18.0%
		Civil Commitments	1,069	2%	3.3%	▲	+34	Civil Commitments	2.0%	2.0%
		GRAND TOTAL	54,138	100%	4.8%	▲	+2,488	GRAND TOTAL	100%	100%

Dispositions by Division & Code

Division	Case Type Description	Code	Summary	Change	% Change	Absolute Change
Criminal	Misdemeanor	M	3,749	▲	+5.9%	+209
	Felony	F	2,534	▲	+15.2%	+334
	Capias	CA	719	▲	+26.6%	+151
	Show Cause	SC	209	▲	+48.2%	+68
	Civil Violation	CV	121	▲	+53.2%	+42
	Motion	MO	8	▲	+166.7%	+5
	Total		7,340	▲	12.4%	+809
Traffic	Infraction	I	30,684	▲	+1.2%	+352
	Misdemeanor	M	4,517	▲	+1.1%	+47
	Capias	CA	318	▲	+5.6%	+17
	Show Cause	SC	163	▲	+4.5%	+7
	Felony	F	144	▲	+45.5%	+45
	Civil Violation	CV	97	▼	-11.8%	-13
	Motion	MO	37	▼	-24.5%	-12
	Other	O	2	▲	-	+2
	Restricted Operators License	RL	2	▼	-84.6%	-11
	Total		35,964	▲	1.2%	+434
Civil	Warrant in Debt	WD	5,228	▲	+63.3%	+2,027
	Unlawful Detainer	UD	1,976	▼	-27.1%	-735
	Garnishment	GA	1,442	▼	-5.5%	-84
	Admin License	AL	296	▼	-11.4%	-38
	Preliminary Protective Order	PP	117	▼	-10.0%	-13
	Other	OT	106	▼	-22.6%	-31
	Protective Order	PO	105	▲	+4.0%	+4
	Show Cause	SC	101	▲	+17.4%	+15
	Interrogatory	IN	94	▲	+113.6%	+50
	Bond Forfeiture	BF	62	▼	-3.1%	-2
	Motion for Judgment	MJ	61	▲	+35.6%	+16
	Impoundment	IM	42	▲	+68.0%	+17
	Zoning Violation	ZO	40	▲	+5.3%	+2
	Counterclaim	CC	31	▲	+14.8%	+4
	Tenants Assertion	TA	25	▲	+108.3%	+13
	Abstract	AJ	16	▼	-27.3%	-6
	Detinue	DT	8	▼	-50.0%	-8
	Overweight	OC	7	▼	-73.1%	-19
	Capias	CA	5	▲	+25.0%	+1
	Third Party Claim	TH	2	▲	+100.0%	+1
	Petition-Restore Arms	PR	1	▼	-66.7%	-2
	Crossclaim	CR	0	▼	-100.0%	-1
	Total		9,765	▲	14.2%	+1,211
Civil Commitments	Mental Commitment	MC	487	▲	+9.4%	+42
	Temporary Detention Order	TD	452	▼	-1.3%	-6
	Emergency Custody Order	EC	60	▼	-22.1%	-17
	Other	OT	41	↔		-
	Medical Emergency Temporary Detention Order	MT	21	▲	+110.0%	+11
	Petition	PT	8	▲	+100.0%	+4
	Total		1,069	▲	3.3%	+34
GRAND TOTAL			54,138	▲	4.8%	+2,488

Dispositions by Major Case Category**

Category	Summary	Change	% Change	Absolute Change
Felony	2,678	▲	+16.5%	+379
Garnishment	1,536	▲	-2.2%	-34
General Civil	5,304	▼	+61.7%	+2,024
Infraction/Civil Violation	30,911	▲	+1.2%	+364
Involuntary Civil Commitments	49	▲	+8.9%	+4
Landlord /Tenant	2,001	▲	-26.5%	-722
Misdemeanor	8,308	▼	+3.1%	+247
Other	3,129	▲	+8.1%	+235
Protective Orders	222	▼	-3.9%	-9
GRAND TOTAL	54,138	▲	4.8%	+2,488

2025 Overall GRAND TOTAL		Distribution of Caseload			Change*		Percentage (%) of Caseload			
<div>2025 <div></div></div> <div>2024 <div></div></div>	<div>1,152</div> <div>-40 -3.4%</div> <div>↓</div>	Criminal	154	13%	-6.1%	▼	-10	Criminal	2024 13.8%	2025 13.4%
		Traffic	988	86%	-2.9%	▼	-30	Traffic	85.4%	85.8%
		Civil	10	1%	0.0%	↔	0	Civil	0.8%	0.9%
		GRAND TOTAL	1,152	100%	-3.4%	▼	-40	GRAND TOTAL	100%	100%

Dispositions by Division & Code

Division	Case Type Description	Code	Summary	Change	% Change	Absolute Change
Criminal	Misdemeanor	M	138	▼	-4.2%	-6
	Capias	CA	14	▼	-30.0%	-6
	Show Cause	SC	2	▲	-	+2
	Total		154	▼	-6.1%	-10
Traffic	Infraction	I	815	▼	-5.2%	-45
	Misdemeanor	M	124	▼	-3.9%	-5
	Civil Violation	CV	36	▲	+140.0%	+21
	Capias	CA	8	▼	-20.0%	-2
	Show Cause	SC	5	▲	+25.0%	+1
	Total		988	▼	-2.9%	-30
Civil	Admin License	AL	10	▲	+150.0%	+6
	Protective Order	PO	0	▼	-100.0%	-1
	Zoning Violation	ZO	0	▼	-100.0%	-5
	Total		10		0.0%	0
GRAND TOTAL			1,152	▼	-3.4%	-40

Dispositions by Major Case Category**

Category	Summary	Change	% Change	Absolute Change
Infraction/Civil Violation	851	▲	-2.7%	-24
Misdemeanor	262	▼	-5.8%	-16
Other	39	▲	+2.6%	+1
Protective Orders	0	▼	-100.0%	-1
GRAND TOTAL	1,152	▼	-3.4%	-40

2025 Overall GRAND TOTAL		Distribution of Caseload			Change*		Percentage (%) of Caseload		
<div>2025 <div></div></div> <div>2024 <div></div></div> <div>5,531</div> <div>-638 -10.3%</div> <div></div>	<div>Criminal</div> <div>Traffic</div> <div>Civil</div> <div>Civil Commitments</div> <div>GRAND TOTAL</div>	<div>446</div> <div>4,331</div> <div>745</div> <div>9</div> <div>5,531</div>	<div>8%</div> <div>78%</div> <div>13%</div> <div>0%</div> <div>100%</div>	<div>-17.3%</div> <div>-12.3%</div> <div>13.1%</div> <div>-72.7%</div> <div>-10.3%</div>	<div>▼</div> <div>▼</div> <div>▲</div> <div>▼</div> <div>▼</div>	<div>-93</div> <div>-607</div> <div>+86</div> <div>-24</div> <div>-638</div>	<div>Criminal</div> <div>Traffic</div> <div>Civil</div> <div>Civil Commitments</div> <div>GRAND TOTAL</div>	<div>2024</div> <div>8.7%</div> <div>80.0%</div> <div>10.7%</div> <div>0.5%</div> <div>100%</div>	<div>2025</div> <div>8.1%</div> <div>78.3%</div> <div>13.5%</div> <div>0.2%</div> <div>100%</div>

Dispositions by Division & Code

Division	Case Type Description	Code	Summary	Change	% Change	Absolute Change
Criminal	Misdemeanor	M	206	▼	-31.6%	-95
	Felony	F	116	▼	-17.7%	-25
	Show Cause	SC	45	▲	+25.0%	+9
	Capias	CA	44	▲	+69.2%	+18
	Civil Violation	CV	35	↔		-
	Total		446	▼	-17.3%	-93
Traffic	Infraction	I	3,641	▼	-12.3%	-509
	Misdemeanor	M	606	▼	-20.2%	-153
	Civil Violation	CV	46	▲	-	+46
	Capias	CA	18	▲	+80.0%	+8
	Felony	F	12	▲	+20.0%	+2
	Show Cause	SC	8	↔		-
	Other	O	0	▼	-100.0%	-1
	Total		4,331	▼	-12.3%	-607
Civil	Warrant in Debt	WD	444	▲	+59.1%	+165
	Garnishment	GA	164	▼	-1.2%	-2
	Admin License	AL	38	▲	+22.6%	+7
	Unlawful Detainer	UD	30	▼	-67.7%	-63
	Interrogatory	IN	13	▲	+116.7%	+7
	Show Cause	SC	13	▲	+44.4%	+4
	Abstract	AJ	10	▲	+11.1%	+1
	Preliminary Protective Order	PP	8	▼	-42.9%	-6
	Protective Order	PO	8	▼	-46.7%	-7
	Impoundment	IM	6	▲	+50.0%	+2
	Capias	CA	3	▲	-	+3
	Detinue	DT	2	▼	-60.0%	-3
	Motion for Judgment	MJ	2	▼	-50.0%	-2
	Other	OT	2	▼	-83.3%	-10
	Overweight	OC	2	▲	+100.0%	+1
	Counterclaim	CC	0	▼	-100.0%	-2
	Tenants Assertion	TA	0	▼	-100.0%	-4
	Zoning Violation	ZO	0	▼	-100.0%	-5
	Total		745	▲	13.1%	+86
Civil Commitments	Temporary Detention Order	TD	7	▼	-70.8%	-17
	Emergency Custody Order	EC	1	▼	-88.9%	-8
	Other	OT	1	▲	-	+1
	Total		9	▼	-72.7%	-24
GRAND TOTAL			5,531	▼	-10.3%	-638

Dispositions by Major Case Category**

Category	Summary	Change	% Change	Absolute Change
Felony	128	▲	-15.2%	-23
Garnishment	177	▲	+2.9%	+5
General Civil	448	▼	+54.0%	+157
Infraction/Civil Violation	3,724	▲	-11.1%	-463
Involuntary Civil Commitments	1	▲	-	+1
Landlord /Tenant	30	▼	-69.1%	-67

Misdemeanor	812	▼	-23.8%	-253
Other	195	▲	+10.2%	+18
Protective Orders	16	▼	-44.8%	-13
<i>GRAND TOTAL</i>	5,531	▼	-10.3%	-638

2025 Overall GRAND TOTAL		Distribution of Caseload			Change*		Percentage (%) of Caseload		
<div>2025 <div></div></div> <div>2024 <div></div></div> <div>+306 2.2% ↑</div>	14,034	Criminal	1,643	12%	1.0% ▲	+17	Criminal	2024 11.8%	2025 11.7%
		Traffic	9,001	64%	-0.1% ▼	-8	Traffic	65.6%	64.1%
		Civil	3,172	23%	10.9% ▲	+312	Civil	20.8%	22.6%
		Civil Commitments	218	2%	-6.4% ▼	-15	Civil Commitments	1.7%	1.6%
		GRAND TOTAL	14,034	100%	2.2% ▲	+306	GRAND TOTAL	100%	100%

Dispositions by Division & Code

Division	Case Type Description	Code	Summary	Change	% Change	Absolute Change
Criminal	Misdemeanor	M	943	▲	+3.9%	+35
	Felony	F	425	▲	+2.7%	+11
	Capias	CA	147	▲	+10.5%	+14
	Show Cause	SC	75	▼	-11.8%	-10
	Civil Violation	CV	53	▼	-38.4%	-33
	Total		1,643	▲	1.0%	+17
Traffic	Infraction	I	7,777	▼	-0.3%	-20
	Misdemeanor	M	1,167	▲	+2.8%	+32
	Capias	CA	37	▲	+5.7%	+2
	Felony	F	16	▼	-20.0%	-4
	Show Cause	SC	4	▼	-78.9%	-15
	Civil Violation	CV	0	▼	-100.0%	-2
	Restricted Operators License	RL	0	▼	-100.0%	-1
	Total		9,001	▼	-0.1%	-8
Civil	Warrant in Debt	WD	1,558	▲	+26.4%	+325
	Garnishment	GA	736	▼	-2.3%	-17
	Unlawful Detainer	UD	392	▼	-10.1%	-44
	Admin License	AL	114	▲	+14.0%	+14
	Preliminary Protective Order	PP	93	▲	+102.2%	+47
	Show Cause	SC	69	▼	-13.8%	-11
	Interrogatory	IN	66	▼	-2.9%	-2
	Protective Order	PO	45	▲	+9.8%	+4
	Other	OT	37	▲	+2.8%	+1
	Impoundment	IM	19	▼	-5.0%	-1
	Capias	CA	10	▲	+66.7%	+4
	Abstract	AJ	9	↔		-
	Counterclaim	CC	9	▼	-10.0%	-1
	Motion for Judgment	MJ	5	▲	-	+5
	Tenants Assertion	TA	5	▲	+400.0%	+4
	Detinue	DT	3	▲	+50.0%	+1
	Bond Forfeiture	BF	2	▼	-87.5%	-14
	Overweight	OC	0	▼	-100.0%	-2
	Petition-Restore Arms	PR	0	▼	-100.0%	-1
	Total		3,172	▲	10.9%	+312
Civil Commitments	Temporary Detention Order	TD	96	▼	-2.0%	-2
	Mental Commitment	MC	92	▼	-4.2%	-4
	Emergency Custody Order	EC	21	▼	-25.0%	-7
	Other	OT	5	▼	-16.7%	-1
	Medical Emergency Temporary Detention Order	MT	4	↔		-
	Petition	PT	0	▼	-100.0%	-1
	Total		218	▼	-6.4%	-15
GRAND TOTAL			14,034	▲	2.2%	+306

Dispositions by Major Case Category**

Category	Summary	Change	% Change	Absolute Change
Felony	441	▼	+1.6%	+7
Garnishment	802	▼	-2.3%	-19

General Civil	1,577	▲	+26.8%	+333
Infraction/Civil Violation	7,830	▼	-0.7%	-57
Involuntary Civil Commitments	5	▼	-28.6%	-2
Landlord /Tenant	397	▲	-9.2%	-40
Misdemeanor	2,110	▼	+3.2%	+66
Other	734	▼	-4.3%	-33
Protective Orders	138	▲	+58.6%	+51
GRAND TOTAL	14,034	▲	2.2%	+306

2025 Overall GRAND TOTAL		Distribution of Caseload			Change*		Percentage (%) of Caseload			
<div>2025 <div></div></div> <div>2024 <div></div></div>	<div>824</div> <div>-161</div> <div>-16.3%</div> <div></div>	Criminal	77	9%	14.9%	▲	+10	Criminal	2024 6.8%	2025 9.3%
		Traffic	693	84%	-20.6%	▼	-180	Traffic	88.6%	84.1%
		Civil	52	6%	15.6%	▲	+7	Civil	4.6%	6.3%
		Civil Commitments	2	0%	-	▲	+2	Civil Commitments	0.0%	0.2%
		GRAND TOTAL	824	100%	-16.3%	▼	-161	GRAND TOTAL	100%	100%

Dispositions by Division & Code

Division	Case Type Description	Code	Summary	Change	% Change	Absolute Change
Criminal	Misdemeanor	M	46	▲	+91.7%	+22
	Felony	F	12	▼	-50.0%	-12
	Capias	CA	9	▲	+12.5%	+1
	Show Cause	SC	6	▼	-25.0%	-2
	Civil Violation	CV	4	▲	+33.3%	+1
	Total		77	▲	14.9%	+10
Traffic	Infraction	I	572	▼	-19.4%	-138
	Misdemeanor	M	114	▼	-25.5%	-39
	Felony	F	4	▲	+33.3%	+1
	Capias	CA	1	▼	-66.7%	-2
	Restricted Operators License	RL	1	↔	-	-
	Show Cause	SC	1	▼	-66.7%	-2
	Total		693	▼	-20.6%	-180
Civil	Warrant in Debt	WD	29	▲	+81.3%	+13
	Garnishment	GA	14	▲	+40.0%	+4
	Admin License	AL	4	▼	-42.9%	-3
	Unlawful Detainer	UD	3	▼	-25.0%	-1
	Detinue	DT	1	▲	-	+1
	Interrogatory	IN	1	▲	-	+1
	Abstract	AJ	0	▼	-100.0%	-1
	Impoundment	IM	0	▼	-100.0%	-4
	Other	OT	0	▼	-100.0%	-1
	Preliminary Protective Order	PP	0	▼	-100.0%	-1
	Protective Order	PO	0	▼	-100.0%	-1
	Total		52	▲	15.6%	+7
Civil Commitments	Emergency Custody Order	EC	1	▲	-	+1
	Temporary Detention Order	TD	1	▲	-	+1
	Total		2	▲	-	+2
GRAND TOTAL			824	▼	-16.3%	-161

Dispositions by Major Case Category**

Category	Summary	Change	% Change	Absolute Change
Felony	16	▼	-40.7%	-11
Garnishment	15	▲	+50.0%	+5
General Civil	30	▲	+87.5%	+14
Infraction/Civil Violation	576	▲	-19.2%	-137
Landlord /Tenant	3	▼	-25.0%	-1
Misdemeanor	161	▲	-9.6%	-17
Other	23	▲	-34.3%	-12
Protective Orders	0	▼	-100.0%	-2
GRAND TOTAL	824	▼	-16.3%	-161

2025 Overall GRAND TOTAL		Distribution of Caseload			Change*		Percentage (%) of Caseload		
<div>2025 <div></div></div> <div>2024 <div></div></div> <div>+289 10.4% ↑</div>	3,062	Criminal	447	15%	13.2% ▲	+52	Criminal	2024 14.2%	2025 14.6%
		Traffic	1,679	55%	6.1% ▲	+97	Traffic	57.1%	54.8%
		Civil	899	29%	24.3% ▲	+176	Civil	26.1%	29.4%
		Civil Commitments	37	1%	-49.3% ▼	-36	Civil Commitments	2.6%	1.2%
		GRAND TOTAL	3,062	100%	10.4% ▲	+289	GRAND TOTAL	100%	100%

Dispositions by Division & Code

Division	Case Type Description	Code	Summary	Change	% Change	Absolute Change
Criminal	Misdemeanor	M	238	▲	+3.5%	+8
	Felony	F	116	▲	+3.6%	+4
	Civil Violation	CV	45	▲	+55.2%	+16
	Capias	CA	30	▲	+130.8%	+17
	Show Cause	SC	18	▲	+63.6%	+7
	Total		447	▲	13.2%	+52
Traffic	Infraction	I	1,211	▲	+2.1%	+25
	Misdemeanor	M	433	▲	+14.2%	+54
	Capias	CA	14	▲	+366.7%	+11
	Show Cause	SC	14	▲	+55.6%	+5
	Civil Violation	CV	4	▲	+300.0%	+3
	Felony	F	3	▼	-25.0%	-1
	Total		1,679	▲	6.1%	+97
Civil	Warrant in Debt	WD	490	▲	+84.9%	+225
	Garnishment	GA	212	▲	+17.1%	+31
	Unlawful Detainer	UD	72	▼	-42.4%	-53
	Other	OT	29	▼	-19.4%	-7
	Preliminary Protective Order	PP	23	▼	-8.0%	-2
	Protective Order	PO	20	▼	-9.1%	-2
	Detinue	DT	18	▼	-45.5%	-15
	Admin License	AL	14	▲	+27.3%	+3
	Bond Forfeiture	BF	12	▼	-25.0%	-4
	Impoundment	IM	4	▲	-	+4
	Abstract	AJ	2	▼	-50.0%	-2
	Interrogatory	IN	2	▲	+100.0%	+1
	Petition-Restore Arms	PR	1	↔	-	-
	Overweight	OC	0	▼	-100.0%	-3
	Total		899	▲	24.3%	+176
Civil Commitments	Temporary Detention Order	TD	20	▼	-47.4%	-18
	Mental Commitment	MC	12	▲	+9.1%	+1
	Emergency Custody Order	EC	5	▼	-79.2%	-19
	Total		37	▼	-49.3%	-36
GRAND TOTAL			3,062	▲	10.4%	+289

Dispositions by Major Case Category**

Category	Summary	Change	% Change	Absolute Change
Felony	119	▼	+2.6%	+3
Garnishment	214	▲	+17.6%	+32
General Civil	509	▼	+69.7%	+209
Infraction/Civil Violation	1,260	▲	+3.4%	+41
Landlord /Tenant	72	▼	-42.4%	-53
Misdemeanor	671	▲	+10.2%	+62
Other	174	▲	-0.6%	-1
Protective Orders	43	▼	-8.5%	-4
GRAND TOTAL	3,062	▲	10.4%	+289

* Compared to same time period as previous year

** Case Type Categories are defined in the 2017 Virginia Judicial Workload Assessment

The data reported reflect the case management system. The case types reported may not necessitate judicial involvement.

4/14/2025 10:30:10AM

Source: SCV-SQL-Information

2025 Overall GRAND TOTAL		Distribution of Caseload			Change*		Percentage (%) of Caseload			
<div>2025 <div></div></div> <div>2024 <div></div></div> <div>+107 9.2% ↑</div>	1,271	Criminal	171	13%	-27.5%	▼	-65	Criminal	20.3%	13.5%
		Traffic	790	62%	49.6%	▲	+262	Traffic	45.4%	62.2%
		Civil	290	23%	-10.8%	▼	-35	Civil	27.9%	22.8%
		Civil Commitments	20	2%	-73.3%	▼	-55	Civil Commitments	6.4%	1.6%
		GRAND TOTAL	1,271	100%	9.2%	▲	+107	GRAND TOTAL	100%	100%

Dispositions by Division & Code

Division	Case Type Description	Code	Summary	Change	% Change	Absolute Change
Criminal	Misdemeanor	M	75	▼	-45.7%	-63
	Felony	F	61	▼	-6.2%	-4
	Capias	CA	22	▲	+37.5%	+6
	Show Cause	SC	10	▼	-23.1%	-3
	Civil Violation	CV	3	▼	-25.0%	-1
	Total		171	▼	-27.5%	-65
Traffic	Infraction	I	543	▲	+59.7%	+203
	Misdemeanor	M	212	▲	+37.7%	+58
	Civil Violation	CV	23	▲	+360.0%	+18
	Capias	CA	6	▼	-25.0%	-2
	Felony	F	4	▼	-20.0%	-1
	Show Cause	SC	2	▼	-87.5%	-14
	Total		790	▲	49.6%	+262
Civil	Warrant in Debt	WD	108	▲	+36.7%	+29
	Garnishment	GA	79	▼	-2.5%	-2
	Unlawful Detainer	UD	69	▼	-49.6%	-68
	Other	OT	11	▲	+10.0%	+1
	Admin License	AL	7	▲	+40.0%	+2
	Protective Order	PO	7	▲	+75.0%	+3
	Preliminary Protective Order	PP	5	▲	+150.0%	+3
	Bond Forfeiture	BF	3	▼	-40.0%	-2
	Petition-Restore Arms	PR	1	▲	-	+1
	Abstract	AJ	0	▼	-100.0%	-1
	Impoundment	IM	0	▼	-100.0%	-1
	Total		290	▼	-10.8%	-35
Civil Commitments	Mental Commitment	MC	9	▼	-35.7%	-5
	Temporary Detention Order	TD	6	▼	-81.8%	-27
	Emergency Custody Order	EC	5	▼	-82.1%	-23
	Total		20	▼	-73.3%	-55
GRAND TOTAL			1,271	▲	9.2%	+107

Dispositions by Major Case Category**

Category	Summary	Change	% Change	Absolute Change
Felony	65	▼	-7.1%	-5
Garnishment	79	▼	-2.5%	-2
General Civil	109	▲	+38.0%	+30
Infraction/Civil Violation	569	▲	+63.0%	+220
Landlord /Tenant	69	▼	-49.6%	-68
Misdemeanor	287	▼	-1.7%	-5
Other	81	▼	-46.0%	-69
Protective Orders	12	▲	+100.0%	+6
GRAND TOTAL	1,271	▲	9.2%	+107

2025 Overall GRAND TOTAL		Distribution of Caseload			Change*		Percentage (%) of Caseload			
<div>2025 <div></div></div> <div>2024 <div></div></div> <div>+10 1.4% ↑</div>	706	Criminal	102	14%	-8.1%	▼	-9	Criminal	2024 15.9%	2025 14.4%
		Traffic	480	68%	1.7%	▲	+8	Traffic	67.8%	68.0%
		Civil	119	17%	7.2%	▲	+8	Civil	15.9%	16.9%
		Civil Commitments	5	1%	150.0%	▲	+3	Civil Commitments	0.3%	0.7%
		GRAND TOTAL	706	100%	1.4%	▲	+10	GRAND TOTAL	100%	100%

Dispositions by Division & Code

Division	Case Type Description	Code	Summary	Change	% Change	Absolute Change
Criminal	Misdemeanor	M	59	▲	+5.4%	+3
	Felony	F	27	▼	-41.3%	-19
	Capias	CA	11	▲	+266.7%	+8
	Show Cause	SC	5	▲	+150.0%	+3
	Civil Violation	CV	0	▼	-100.0%	-4
	Total		102	▼	-8.1%	-9
Traffic	Infraction	I	352	▼	-1.9%	-7
	Misdemeanor	M	127	▲	+17.6%	+19
	Other	O	1	▲	-	+1
	Felony	F	0	▼	-100.0%	-5
	Total		480	▲	1.7%	+8
Civil	Warrant in Debt	WD	63	▲	+12.5%	+7
	Garnishment	GA	23	▼	-17.9%	-5
	Preliminary Protective Order	PP	8	▲	+100.0%	+4
	Protective Order	PO	7	▲	+40.0%	+2
	Other	OT	6	▲	+200.0%	+4
	Bond Forfeiture	BF	4	▲	+300.0%	+3
	Unlawful Detainer	UD	4	▼	-55.6%	-5
	Admin License	AL	3	▼	-40.0%	-2
	Interrogatory	IN	1	▲	-	+1
	Abstract	AJ	0	▼	-100.0%	-1
	Total		119	▲	7.2%	+8
Civil Commitments	Temporary Detention Order	TD	3	▲	+50.0%	+1
	Emergency Custody Order	EC	2	▲	-	+2
	Total		5	▲	150.0%	+3
GRAND TOTAL			706	▲	1.4%	+10

Dispositions by Major Case Category**

Category	Summary	Change	% Change	Absolute Change
Felony	27	▼	-47.1%	-24
Garnishment	24	▲	-14.3%	-4
General Civil	63	▲	+12.5%	+7
Infraction/Civil Violation	353	▲	-2.8%	-10
Landlord /Tenant	4	▼	-55.6%	-5
Misdemeanor	186	▲	+13.4%	+22
Other	34	▲	+112.5%	+18
Protective Orders	15	▲	+66.7%	+6
GRAND TOTAL	706	▲	1.4%	+10

2025 Overall GRAND TOTAL		Distribution of Caseload			Change*		Percentage (%) of Caseload		
<div>2025 <div></div></div> <div>2024 <div></div></div> <div>4,262</div> <div>+361 9.3%</div> <div>↑</div>	<div>Criminal</div> <div>Traffic</div> <div>Civil</div> <div>Civil Commitments</div> <div>GRAND TOTAL</div>							2024	2025
		1,171	27%	4.5% ▲	+50			28.7%	27.5%
		1,462	34%	6.6% ▲	+90			35.2%	34.3%
		1,323	31%	16.9% ▲	+191			29.0%	31.0%
		306	7%	10.9% ▲	+30			7.1%	7.2%
		4,262	100%	9.3% ▲	+361			100%	100%

Dispositions by Division & Code

Division	Case Type Description	Code	Summary	Change	% Change	Absolute Change
Criminal	Misdemeanor	M	700	▲	+5.3%	+35
	Felony	F	272	▼	-12.5%	-39
	Capias	CA	145	▲	+23.9%	+28
	Show Cause	SC	35	▲	+169.2%	+22
	Civil Violation	CV	15	▲	+15.4%	+2
	Restricted Operators License	RL	3	▲	+200.0%	+2
	Motion	MO	1	↔		-
	Total		1,171	▲	4.5%	+50
Traffic	Infraction	I	1,033	▲	+8.2%	+78
	Misdemeanor	M	406	▲	+4.9%	+19
	Capias	CA	13	▼	-31.6%	-6
	Felony	F	9	▼	-10.0%	-1
	Show Cause	SC	1	▲	-	+1
	Other	O	0	▼	-100.0%	-1
	Total		1,462	▲	6.6%	+90
Civil	Warrant in Debt	WD	577	▲	+88.6%	+271
	Garnishment	GA	241	▲	+0.4%	+1
	Unlawful Detainer	UD	223	▼	-30.1%	-96
	Detinue	DT	110	▲	+4.8%	+5
	Other	OT	95	▼	+31.9%	+23
	Preliminary Protective Order	PP	30	▲	+3.4%	+1
	Protective Order	PO	18	▼	-50.0%	-18
	Bond Forfeiture	BF	13	▲	+160.0%	+8
	Admin License	AL	10	↔		-
	Abstract	AJ	2	▲	-	+2
	Counterclaim	CC	1	▲	-	+1
	Impoundment	IM	1	▼	-66.7%	-2
	Petition-Restore Arms	PR	1	↔		-
	Tenants Assertion	TA	1	▼	-75.0%	-3
	Interrogatory	IN	0	▼	-100.0%	-2
	Total		1,323	▲	16.9%	+191
Civil Commitments	Mental Commitment	MC	148	▲	+6.5%	+9
	Temporary Detention Order	TD	85	▲	+57.4%	+31
	Other	OT	52	▼	-11.9%	-7
	Emergency Custody Order	EC	19	▼	-13.6%	-3
	Petition	PT	2	↔		-
	Total		306	▲	10.9%	+30
GRAND TOTAL			4,262	▲	9.3%	+361

Dispositions by Major Case Category**

Category	Summary	Change	% Change	Absolute Change
Felony	281	▼	-12.5%	-40
Garnishment	241	▼	-0.4%	-1
General Civil	689	▲	+66.4%	+275
Infraction/Civil Violation	1,048	▼	+8.2%	+79
Involuntary Civil Commitments	54	▼	-11.5%	-7
Landlord /Tenant	224	▼	-30.7%	-99

Misdemeanor	1,109	▲	+5.3%	+56
Other	568	▲	+25.4%	+115
Protective Orders	48	▼	-26.2%	-17
GRAND TOTAL	4,262	▲	9.3%	+361

2025 Overall GRAND TOTAL		Distribution of Caseload			Change*		Percentage (%) of Caseload			
2025 2024	<div>3,188</div> <div>+50 1.6%</div> <div>↑</div>	Criminal	510	16%	-6.4%	▼	-35	Criminal	2024 17.4%	2025 16.0%
		Traffic	1,938	61%	-0.9%	▼	-18	Traffic	62.3%	60.8%
		Civil	699	22%	18.7%	▲	+110	Civil	18.8%	21.9%
		Civil Commitments	41	1%	-14.6%	▼	-7	Civil Commitments	1.5%	1.3%
		GRAND TOTAL	3,188	100%	1.6%	▲	+50	GRAND TOTAL	100%	100%

Dispositions by Division & Code

Division	Case Type Description	Code	Summary	Change	% Change	Absolute Change
Criminal	Misdemeanor	M	333	▲	+1.5%	+5
	Felony	F	117	▼	-3.3%	-4
	Capias	CA	31	▼	-45.6%	-26
	Civil Violation	CV	23	▲	+21.1%	+4
	Show Cause	SC	6	▼	-70.0%	-14
	Total		510	▼	-6.4%	-35
Traffic	Infraction	I	1,593	▼	-3.0%	-49
	Misdemeanor	M	326	▲	+16.0%	+45
	Capias	CA	10	▼	-58.3%	-14
	Felony	F	7	▼	-12.5%	-1
	Civil Violation	CV	2	▲	-	+2
	Show Cause	SC	0	▼	-100.0%	-1
	Total		1,938	▼	-0.9%	-18
Civil	Warrant in Debt	WD	373	▲	+51.0%	+126
	Garnishment	GA	151	▼	-6.8%	-11
	Unlawful Detainer	UD	39	▼	-32.8%	-19
	Admin License	AL	28	▲	+64.7%	+11
	Detinue	DT	24	▲	+33.3%	+6
	Other	OT	23	▼	-17.9%	-5
	Interrogatory	IN	21	▲	+320.0%	+16
	Preliminary Protective Order	PP	13	▼	-13.3%	-2
	Show Cause	SC	11	▲	+120.0%	+6
	Bond Forfeiture	BF	6	▼	-53.8%	-7
	Impoundment	IM	5	▼	-54.5%	-6
	Protective Order	PO	3	▼	-25.0%	-1
	Abstract	AJ	2	▼	-50.0%	-2
	Counterclaim	CC	0	▼	-100.0%	-1
	Motion for Judgment	MJ	0	▼	-100.0%	-1
	Total		699	▲	18.7%	+110
Civil Commitments	Temporary Detention Order	TD	25	▼	-3.8%	-1
	Emergency Custody Order	EC	15	▼	-25.0%	-5
	Mental Commitment	MC	1	▼	-50.0%	-1
	Total		41	▼	-14.6%	-7
GRAND TOTAL			3,188	▲	1.6%	+50

Dispositions by Major Case Category**

Category	Summary	Change	% Change	Absolute Change
Felony	124	▼	-3.9%	-5
Garnishment	172	▲	+3.0%	+5
General Civil	397	▼	+48.7%	+130
Infraction/Civil Violation	1,618	▲	-2.6%	-43
Landlord /Tenant	39	▼	-32.8%	-19
Misdemeanor	659	▲	+8.2%	+50
Other	163	▼	-28.5%	-65
Protective Orders	16	▼	-15.8%	-3

GRAND TOTAL	3,188	▲	1.6%	+50
-------------	-------	---	------	-----

2025 Overall GRAND TOTAL		Distribution of Caseload			Change*		Percentage (%) of Caseload		
2025	2,444	<div><div></div></div>	-741	-23.3%	<div><div></div></div>		Criminal	2024	2025
								7.1%	8.8%
2024		<div><div></div></div>					Traffic	67.3%	55.6%
								23.8%	33.9%
		<div><div></div></div>					Civil	1.8%	1.8%
GRAND TOTAL		2,444	100%	-23.3%	-741		GRAND TOTAL	100%	100%

Dispositions by Division & Code

Division	Case Type Description	Code	Summary	Change	% Change	Absolute Change
Criminal	Misdemeanor	M	137	▼	-10.5%	-16
	Felony	F	55	▲	+19.6%	+9
	Capias	CA	8	▼	-55.6%	-10
	Show Cause	SC	8	▲	+300.0%	+6
	Civil Violation	CV	6	▼	-25.0%	-2
	Total		214	▼	-5.7%	-13
Traffic	Infraction	I	1,109	▼	-39.4%	-720
	Misdemeanor	M	229	▼	-26.1%	-81
	Capias	CA	13	▲	+160.0%	+8
	Show Cause	SC	6	▲	-	+6
	Felony	F	2	▲	+100.0%	+1
	Total		1,359	▼	-36.6%	-786
Civil	Warrant in Debt	WD	547	▲	+38.5%	+152
	Garnishment	GA	177	▼	-16.1%	-34
	Unlawful Detainer	UD	41	▼	-48.8%	-39
	Other	OT	31	▼	+29.2%	+7
	Preliminary Protective Order	PP	9	▲	+80.0%	+4
	Abstract	AJ	7	▼	-46.2%	-6
	Protective Order	PO	6	↔	-	-
	Bond Forfeiture	BF	3	▲	+50.0%	+1
	Admin License	AL	2	▲	+100.0%	+1
	Impoundment	IM	2	▼	-33.3%	-1
	Detinue	DT	1	▼	-66.7%	-2
	Overweight	OC	1	▲	-	+1
	Tenants Assertion	TA	1	▼	-50.0%	-1
	Counterclaim	CC	0	▼	-100.0%	-1
	Interrogatory	IN	0	▼	-100.0%	-5
	Motion for Judgment	MJ	0	▼	-100.0%	-1
	Show Cause	SC	0	▼	-100.0%	-5
	Total		828	▲	9.4%	+71
Civil Commitments	Temporary Detention Order	TD	32	▼	-3.0%	-1
	Emergency Custody Order	EC	10	▼	-54.5%	-12
	Mental Commitment	MC	1	▲	-	+1
	Other	OT	0	▼	-100.0%	-1
	Total		43	▼	-23.2%	-13
GRAND TOTAL			2,444	▼	-23.3%	-741

Dispositions by Major Case Category**

Category	Summary	Change	% Change	Absolute Change
Felony	57	▲	+21.3%	+10
Garnishment	177	▼	-18.1%	-39
General Civil	548	▼	+36.7%	+147
Infraction/Civil Violation	1,116	▲	-39.2%	-721
Involuntary Civil Commitments	0	▼	-100.0%	-1
Landlord /Tenant	42	▼	-48.8%	-40
Misdemeanor	366	▼	-21.0%	-97

Other	123	▲	-3.1%	-4
Protective Orders	15	▲	+36.4%	+4
<i>GRAND TOTAL</i>	2,444	▼	-23.3%	-741

2025 Overall GRAND TOTAL		Distribution of Caseload			Change*		Percentage (%) of Caseload			
<div>2025 <div></div></div> <div>2024 <div></div></div>	<div>7,987</div> <div>-939</div> <div>-10.5%</div> <div></div>	Criminal	1,329	17%	11.2%	▲	+134	Criminal	2024 13.4%	2025 16.6%
		Traffic	3,618	45%	-20.1%	▼	-910	Traffic	50.7%	45.3%
		Civil	2,732	34%	-4.7%	▼	-135	Civil	32.1%	34.2%
		Civil Commitments	308	4%	-8.3%	▼	-28	Civil Commitments	3.8%	3.9%
		GRAND TOTAL	7,987	100%	-10.5%	▼	-939	GRAND TOTAL	100%	100%

Dispositions by Division & Code

Division	Case Type Description	Code	Summary	Change	% Change	Absolute Change
Criminal	Misdemeanor	M	932	▲	+10.7%	+90
	Felony	F	313	▲	+6.1%	+18
	Show Cause	SC	40	▲	+48.1%	+13
	Capias	CA	37	▲	+42.3%	+11
	Civil Violation	CV	7	▲	+133.3%	+4
	Motion	MO	0	▼	-100.0%	-1
	Restricted Operators License	RL	0	▼	-100.0%	-1
	Total		1,329	▲	11.2%	+134
Traffic	Infraction	I	2,589	▼	-24.7%	-848
	Misdemeanor	M	948	▼	-8.0%	-82
	Felony	F	35	▲	+9.4%	+3
	Show Cause	SC	20	▲	+122.2%	+11
	Civil Violation	CV	16	▲	+128.6%	+9
	Capias	CA	4	▼	-20.0%	-1
	Motion	MO	3	▼	-62.5%	-5
	Restricted Operators License	RL	3	▲	-	+3
	Total		3,618	▼	-20.1%	-910
Civil	Warrant in Debt	WD	1,120	▲	+16.5%	+159
	Garnishment	GA	617	▲	+0.2%	+1
	Unlawful Detainer	UD	478	▼	-37.3%	-284
	Other	OT	125	▲	-2.3%	-3
	Detinue	DT	91	▼	-19.5%	-22
	Preliminary Protective Order	PP	64	▼	-15.8%	-12
	Protective Order	PO	56	▼	-25.3%	-19
	Interrogatory	IN	54	▲	+38.5%	+15
	Show Cause	SC	39	▲	+85.7%	+18
	Bond Forfeiture	BF	24	▲	+71.4%	+10
	Admin License	AL	22	▼	-15.4%	-4
	Abstract	AJ	13	▲	+44.4%	+4
	Tenants Assertion	TA	13	↔	-	-
	Capias	CA	5	▲	+150.0%	+3
	Counterclaim	CC	4	▼	-42.9%	-3
	Impoundment	IM	3	▼	-25.0%	-1
	Petition-Restore Arms	PR	2	▲	-	+2
	Motion for Judgment	MJ	1	↔	-	-
	Restricted Operators License	RL	1	▲	-	+1
	Total		2,732	▼	-4.7%	-135
Civil Commitments	Temporary Detention Order	TD	173	▼	-4.9%	-9
	Mental Commitment	MC	52	▼	-23.5%	-16
	Emergency Custody Order	EC	36	▼	-12.2%	-5
	Medical Emergency Temporary Detention Order	MT	31	▼	-6.1%	-2
	Other	OT	16	▲	+33.3%	+4
	Total		308	▼	-8.3%	-28
GRAND TOTAL			7,987	▼	-10.5%	-939

Dispositions by Major Case Category**

Category	Summary	Change	% Change	Absolute Change
Felony	348	▲	+6.4%	+21
Garnishment	671	▲	+2.4%	+16
General Civil	1,230	▲	+13.5%	+146
Infraction/Civil Violation	2,612	▲	-24.2%	-835
Involuntary Civil Commitments	16	▲	+33.3%	+4
Landlord /Tenant	491	▼	-36.6%	-284
Misdemeanor	1,884	▲	+0.6%	+11
Other	615	▲	+2.2%	+13
Protective Orders	120	▼	-20.5%	-31
GRAND TOTAL	7,987	▼	-10.5%	-939

2025 Overall GRAND TOTAL		Distribution of Caseload			Change*		Percentage (%) of Caseload		
<div>2025 <div></div></div> <div>2024 <div></div></div> <div>6,231</div> <div>-378 -5.7%</div> <div></div>	<div>Criminal</div> <div>Traffic</div> <div>Civil</div> <div>Civil Commitments</div> <div>GRAND TOTAL</div>	747	12%	-0.7%	▼	-5	<div>Criminal</div>	2024 11.4%	2025 12.0%
		3,996	64%	-11.8%	▼	-533	<div>Traffic</div>	68.5%	64.1%
		1,230	20%	14.3%	▲	+154	<div>Civil</div>	16.3%	19.7%
		258	4%	2.4%	▲	+6	<div>Civil Commitments</div>	3.8%	4.1%
		6,231	100%	-5.7%	▼	-378	<div>GRAND TOTAL</div>	100%	100%

Dispositions by Division & Code

Division	Case Type Description	Code	Summary	Change	% Change	Absolute Change
Criminal	Misdemeanor	M	496	▲	+0.4%	+2
	Felony	F	171	▼	-13.2%	-26
	Capias	CA	42	▲	+5.0%	+2
	Show Cause	SC	34	▲	+78.9%	+15
	Civil Violation	CV	4	▲	+100.0%	+2
	Total		747	▼	-0.7%	-5
Traffic	Infraction	I	2,933	▼	-15.0%	-519
	Misdemeanor	M	980	▼	-1.3%	-13
	Capias	CA	32	▲	+14.3%	+4
	Show Cause	SC	26	▼	-23.5%	-8
	Civil Violation	CV	12	▼	-7.7%	-1
	Felony	F	12	▲	+33.3%	+3
	Restricted Operators License	RL	1	▲	-	+1
	Total		3,996	▼	-11.8%	-533
Civil	Warrant in Debt	WD	649	▲	+48.2%	+211
	Garnishment	GA	252	▼	-5.3%	-14
	Unlawful Detainer	UD	138	▼	-34.6%	-73
	Other	OT	37	▲	+23.3%	+7
	Admin License	AL	30	▲	+20.0%	+5
	Preliminary Protective Order	PP	27	▲	+80.0%	+12
	Protective Order	PO	25	▲	+92.3%	+12
	Show Cause	SC	18	▲	+63.6%	+7
	Interrogatory	IN	15	▼	-21.1%	-4
	Bond Forfeiture	BF	13	▼	-23.5%	-4
	Abstract	AJ	9	▼	-25.0%	-3
	Impoundment	IM	8	▼	-11.1%	-1
	Third Party Claim	TH	4	▲	+300.0%	+3
	Tenants Assertion	TA	3	▲	+50.0%	+1
	Counterclaim	CC	1	↔	-	-
	Distress Seizure	DS	1	▲	-	+1
	Detinue	DT	0	▼	-100.0%	-4
	Motion for Judgment	MJ	0	▼	-100.0%	-1
	Petition-Restore Arms	PR	0	▼	-100.0%	-1
	Total		1,230	▲	14.3%	+154
Civil Commitments	Mental Commitment	MC	163	▲	+11.6%	+17
	Temporary Detention Order	TD	56	▲	+3.7%	+2
	Other	OT	22	▼	-26.7%	-8
	Emergency Custody Order	EC	15	▼	-31.8%	-7
	Medical Emergency Custody Order	ME	2	▲	-	+2
	Total		258	▲	2.4%	+6
GRAND TOTAL			6,231	▼	-5.7%	-378

Dispositions by Major Case Category**

Category	Summary	Change	% Change	Absolute Change
Felony	183	▲	-11.2%	-23
Garnishment	267	▼	-6.3%	-18
General Civil	657	▲	+46.0%	+207

Infraction/Civil Violation	2,949	▲	-14.9%	-518
Involuntary Civil Commitments	22	▼	-26.7%	-8
Landlord /Tenant	141	▲	-33.8%	-72
Misdemeanor	1,477	▲	-0.7%	-10
Other	483	▲	+9.0%	+40
Protective Orders	52	▲	+85.7%	+24
GRAND TOTAL	6,231	▼	-5.7%	-378

2025 Overall GRAND TOTAL		Distribution of Caseload				Change*		Percentage (%) of Caseload		
<div><div>2025</div><div>2024</div><div>2,008</div><div>-340</div><div>-14.5%</div><div>↓</div></div>		<div>Criminal</div>	291	14%	-23.4%	▼	-89	<div>Criminal</div>	2024	2025
		<div>Traffic</div>	1,084	54%	-14.8%	▼	-189	<div>Traffic</div>	16.2%	14.5%
		<div>Civil</div>	440	22%	-7.9%	▼	-38	<div>Civil</div>	54.2%	54.0%
		<div>Civil Commitments</div>	193	10%	-11.1%	▼	-24	<div>Civil Commitments</div>	20.4%	21.9%
		<div>GRAND TOTAL</div>	2,008	100%	-14.5%	▼	-340	<div>GRAND TOTAL</div>	9.2%	9.6%
									100%	100%

Dispositions by Division & Code

Division	Case Type Description	Code	Summary	Change	% Change	Absolute Change
Criminal	Misdemeanor	M	184	▼	-29.5%	-77
	Felony	F	63	▼	-6.0%	-4
	Capias	CA	25	▲	+4.2%	+1
	Show Cause	SC	15	▼	-28.6%	-6
	Civil Violation	CV	4	▼	-42.9%	-3
	Total		291	▼	-23.4%	-89
Traffic	Infraction	I	874	▼	-14.2%	-145
	Misdemeanor	M	177	▼	-25.6%	-61
	Show Cause	SC	22	▲	+175.0%	+14
	Capias	CA	7	▲	+250.0%	+5
	Felony	F	4	▼	-33.3%	-2
	Total		1,084	▼	-14.8%	-189
Civil	Warrant in Debt	WD	174	▲	+6.1%	+10
	Garnishment	GA	88	▲	+6.0%	+5
	Unlawful Detainer	UD	77	▼	-41.2%	-54
	Other	OT	23	▲	+15.0%	+3
	Detinue	DT	15	▼	-25.0%	-5
	Admin License	AL	12	▼	-58.6%	-17
	Abstract	AJ	9	▲	+800.0%	+8
	Preliminary Protective Order	PP	8	▲	+14.3%	+1
	Show Cause	SC	7	▼	-22.2%	-2
	Impoundment	IM	6	↔		-
	Interrogatory	IN	6	▲	+100.0%	+3
	Protective Order	PO	6	▲	+50.0%	+2
	Tenants Assertion	TA	3	▲	-	+3
	Bond Forfeiture	BF	2	▲	-	+2
	Counterclaim	CC	2	▲	-	+2
	Capias	CA	1	▲	-	+1
	Motion for Judgment	MJ	1	↔		-
	Total		440	▼	-7.9%	-38
Civil Commitments	Mental Commitment	MC	124	▼	-8.8%	-12
	Temporary Detention Order	TD	38	▼	-13.6%	-6
	Medical Emergency Temporary Detention Order	MT	13	▲	+160.0%	+8
	Other	OT	10	▼	-28.6%	-4
	Emergency Custody Order	EC	8	▼	-55.6%	-10
	Total		193	▼	-11.1%	-24
GRAND TOTAL			2,008	▼	-14.5%	-340

Dispositions by Major Case Category**

Category	Summary	Change	% Change	Absolute Change
Felony	67	▼	-8.2%	-6
Garnishment	94	▲	+9.3%	+8
General Civil	192	▲	+3.8%	+7
Infraction/Civil Violation	878	▼	-14.4%	-148
Involuntary Civil Commitments	10	▼	-28.6%	-4
Landlord /Tenant	80	▲	-38.9%	-51

Salem

Misdemeanor	361	▼	-27.7%	-138
Other	312	▲	-3.4%	-11
Protective Orders	14	▲	+27.3%	+3
GRAND TOTAL	2,008	▼	-14.5%	-340

* Compared to same time period as previous year ** Case Type Categories are defined in the 2017 Virginia Judicial Workload Assessment

The data reported reflect the case management system. The case types reported may not necessitate judicial involvement.

4/14/2025 10:30:10AM Source: SCV-SQL-Information

2025 Overall GRAND TOTAL		Distribution of Caseload			Change*		Percentage (%) of Caseload		
<div>2025 <div></div></div> <div>2024 <div></div></div> <div>2,817</div> <div>+978</div> <div>53.2%</div> <div>↑</div>	Criminal	359	13%	19.3%	▲	+58	Criminal	2024	2025
	Traffic	1,887	67%	72.0%	▲	+790	Traffic	16.4%	12.7%
	Civil	541	19%	31.0%	▲	+128	Civil	59.7%	67.0%
	Civil Commitments	30	1%	7.1%	▲	+2	Civil Commitments	22.5%	19.2%
	GRAND TOTAL	2,817	100%	53.2%	▲	+978	GRAND TOTAL	1.5%	1.1%
							GRAND TOTAL	100%	100%

Dispositions by Division & Code

Division	Case Type Description	Code	Summary	Change	% Change	Absolute Change
Criminal	Misdemeanor	M	198	▲	+10.0%	+18
	Felony	F	85	▲	+23.2%	+16
	Show Cause	SC	39	▲	+50.0%	+13
	Capias	CA	30	▲	+36.4%	+8
	Civil Violation	CV	4	▲	+100.0%	+2
	Motion	MO	3	▲	+50.0%	+1
	Total		359	▲	19.3%	+58
Traffic	Infraction	I	1,480	▲	+68.6%	+602
	Misdemeanor	M	388	▲	+95.0%	+189
	Show Cause	SC	11	▲	+37.5%	+3
	Capias	CA	4	↔		-
	Civil Violation	CV	2	▼	-50.0%	-2
	Felony	F	2	↔		-
	Motion	MO	0	▼	-100.0%	-2
	Total		1,887	▲	72.0%	+790
Civil	Warrant in Debt	WD	281	▲	+81.3%	+126
	Garnishment	GA	118	▲	+5.4%	+6
	Unlawful Detainer	UD	43	▼	-29.5%	-18
	Other	OT	24	▲	+33.3%	+6
	Admin License	AL	16	▲	+220.0%	+11
	Detinue	DT	14	▲	+40.0%	+4
	Interrogatory	IN	11	▼	-8.3%	-1
	Preliminary Protective Order	PP	8	▼	-27.3%	-3
	Show Cause	SC	8	▼	-27.3%	-3
	Protective Order	PO	7	▼	-36.4%	-4
	Abstract	AJ	4	▲	+100.0%	+2
	Bond Forfeiture	BF	3	▲	+50.0%	+1
	Impoundment	IM	2	▲	+100.0%	+1
	Motion for Judgment	MJ	1	▲	-	+1
	Petition-Restore Arms	PR	1	▲	-	+1
	Capias	CA	0	▼	-100.0%	-2
	Total		541	▲	31.0%	+128
Civil Commitments	Temporary Detention Order	TD	26	▲	+36.8%	+7
	Emergency Custody Order	EC	4	▼	-55.6%	-5
	Total		30	▲	7.1%	+2
GRAND TOTAL			2,817	▲	53.2%	+978

Dispositions by Major Case Category**

Category	Summary	Change	% Change	Absolute Change
Felony	87	▲	+22.5%	+16
Garnishment	129	▼	+4.0%	+5
General Civil	300	▲	+77.5%	+131
Infraction/Civil Violation	1,486	▲	+68.1%	+602
Landlord /Tenant	43	▼	-29.5%	-18
Misdemeanor	586	▲	+54.6%	+207
Other	171	▲	+32.6%	+42

Protective Orders	15	▼	-31.8%	-7
GRAND TOTAL	2,817	▲	53.2%	+978

2025 Overall GRAND TOTAL		Distribution of Caseload				Change*		Percentage (%) of Caseload		
<div>2025 <div></div></div> <div>2024 <div></div></div> <div>+541 21.3%</div> <div>↑</div>	3,076	Criminal	520	17%	-1.9%	▼	-10	Criminal	20.9%	16.9%
		Traffic	1,535	50%	44.7%	▲	+474	Traffic	41.9%	49.9%
		Civil	973	32%	7.8%	▲	+70	Civil	35.6%	31.6%
		Civil Commitments	48	2%	17.1%	▲	+7	Civil Commitments	1.6%	1.6%
		GRAND TOTAL	3,076	100%	21.3%	▲	+541	GRAND TOTAL	100%	100%

Dispositions by Division & Code

Division	Case Type Description	Code	Summary	Change	% Change	Absolute Change
Criminal	Misdemeanor	M	254	▼	-9.0%	-25
	Felony	F	169	▲	+11.2%	+17
	Capias	CA	59	▲	+37.2%	+16
	Show Cause	SC	32	▼	-27.3%	-12
	Civil Violation	CV	4	▼	-66.7%	-8
	Restricted Operators License	RL	2	▲	-	+2
	Total		520	▼	-1.9%	-10
Traffic	Infraction	I	1,146	▲	+47.3%	+368
	Misdemeanor	M	263	▲	+27.7%	+57
	Show Cause	SC	60	▲	+53.8%	+21
	Capias	CA	55	▲	+66.7%	+22
	Felony	F	9	▲	+125.0%	+5
	Civil Violation	CV	2	▲	-	+2
	Restricted Operators License	RL	0	▼	-100.0%	-1
	Total		1,535	▲	44.7%	+474
Civil	Warrant in Debt	WD	568	▲	+24.0%	+110
	Garnishment	GA	204	▲	+5.7%	+11
	Unlawful Detainer	UD	70	▼	-2.8%	-2
	Other	OT	28	▼	-36.4%	-16
	Preliminary Protective Order	PP	21	▼	-48.8%	-20
	Detinue	DT	17	▲	+21.4%	+3
	Interrogatory	IN	17	▲	+30.8%	+4
	Impoundment	IM	13	▼	-35.0%	-7
	Protective Order	PO	10	▼	-60.0%	-15
	Admin License	AL	9	▲	+80.0%	+4
	Show Cause	SC	8	▲	+166.7%	+5
	Abstract	AJ	2	▼	-66.7%	-4
	Bond Forfeiture	BF	2	▲	+100.0%	+1
	Capias	CA	2	↔	-	-
	Counterclaim	CC	1	▼	-66.7%	-2
	Petition-Restore Arms	PR	1	▼	-50.0%	-1
	Tenants Assertion	TA	0	▼	-100.0%	-1
	Total		973	▲	7.8%	+70
Civil Commitments	Temporary Detention Order	TD	31	▲	+3.3%	+1
	Emergency Custody Order	EC	17	▲	+54.5%	+6
	Total		48	▲	17.1%	+7
GRAND TOTAL			3,076	▲	21.3%	+541

Dispositions by Major Case Category**

Category	Summary	Change	% Change	Absolute Change
Felony	178	▲	+14.1%	+22
Garnishment	221	▲	+7.3%	+15
General Civil	587	▼	+22.0%	+106
Infraction/Civil Violation	1,152	▲	+45.8%	+362
Landlord /Tenant	70	▼	-4.1%	-3
Misdemeanor	519	▲	+6.8%	+33

Other	318	▲	+14.8%	+41
Protective Orders	31	▼	-53.0%	-35
<i>GRAND TOTAL</i>	3,076	▲	21.3%	+541

2025 Overall GRAND TOTAL		Distribution of Caseload			Change*		Percentage (%) of Caseload			
<div>2025 <div></div></div> <div>2024 <div></div></div> <div>-342 -11.7%</div> <div>↓</div>	2,587	Criminal	310	12%	-11.2%	▼	-39	Criminal	2024 11.9%	2025 12.0%
		Traffic	1,274	49%	-17.8%	▼	-276	Traffic	52.9%	49.2%
		Civil	974	38%	-2.4%	▼	-24	Civil	34.1%	37.6%
		Civil Commitments	29	1%	-9.4%	▼	-3	Civil Commitments	1.1%	1.1%
		GRAND TOTAL	2,587	100%	-11.7%	▼	-342	GRAND TOTAL	100%	100%

Dispositions by Division & Code

Division	Case Type Description	Code	Summary	Change	% Change	Absolute Change
Criminal	Misdemeanor	M	153	▼	-22.3%	-44
	Felony	F	88	▲	+12.8%	+10
	Capias	CA	33	▲	+13.8%	+4
	Show Cause	SC	29	▼	-17.1%	-6
	Restricted Operators License	RL	4	↔		-
	Civil Violation	CV	3	▼	-50.0%	-3
	Total		310	▼	-11.2%	-39
Traffic	Infraction	I	987	▼	-22.6%	-289
	Misdemeanor	M	233	▲	+1.7%	+4
	Show Cause	SC	35	▲	+52.2%	+12
	Capias	CA	17	▲	+41.7%	+5
	Felony	F	2	▼	-66.7%	-4
	Civil Violation	CV	0	▼	-100.0%	-4
	Total		1,274	▼	-17.8%	-276
Civil	Warrant in Debt	WD	544	▼	-3.4%	-19
	Garnishment	GA	197	▲	+38.7%	+55
	Unlawful Detainer	UD	108	▼	-37.9%	-66
	Other	OT	30	▼	-3.2%	-1
	Preliminary Protective Order	PP	20	▼	-9.1%	-2
	Protective Order	PO	14	▲	+27.3%	+3
	Interrogatory	IN	11	▲	+22.2%	+2
	Admin License	AL	10	▼	-9.1%	-1
	Show Cause	SC	9	▲	+350.0%	+7
	Detinue	DT	7	▼	-46.2%	-6
	Bond Forfeiture	BF	6	▲	+500.0%	+5
	Impoundment	IM	4	▼	-66.7%	-8
	Abstract	AJ	3	▼	-25.0%	-1
	Counterclaim	CC	3	▲	+200.0%	+2
	Petition-Restore Arms	PR	3	▲	+200.0%	+2
	Tenants Assertion	TA	3	▲	+200.0%	+2
	Capias	CA	2	▲	-	+2
	Total		974	▼	-2.4%	-24
Civil Commitments	Temporary Detention Order	TD	16	▼	-23.8%	-5
	Emergency Custody Order	EC	11	↔		-
	Medical Emergency Custody Order	ME	1	▲	-	+1
	Medical Emergency Temporary Detention Order	MT	1	▲	-	+1
	Total		29	▼	-9.4%	-3
GRAND TOTAL			2,587	▼	-11.7%	-342

Dispositions by Major Case Category**

Category	Summary	Change	% Change	Absolute Change
Felony	90	▼	+7.1%	+6
Garnishment	208	▲	+37.7%	+57
General Civil	555	▲	-4.8%	-28
Infraction/Civil Violation	990	▼	-23.0%	-296
Landlord /Tenant	111	▲	-36.6%	-64
Misdemeanor	390	▼	-9.3%	-40

* Compared to same time period as previous year

** Case Type Categories are defined in the 2017 Virginia Judicial Workload Assessment

The data reported reflect the case management system. The case types reported may not necessitate judicial involvement.

4/14/2025 10:30:10AM

Source: SCV-SQL-Information

Other	209	▲	+11.8%	+22
Protective Orders	34	▲	+3.0%	+1
GRAND TOTAL	2,587	▼	-11.7%	-342

2025 Overall GRAND TOTAL		Distribution of Caseload			Change*		Percentage (%) of Caseload		
<div>2025 <div></div></div> <div>2024 <div></div></div> <div><div>5,731</div><div>+104</div><div>1.8%</div><div>↑</div></div>		Criminal	1,301	23%	-12.6%	▼	-188	Criminal	2024 26.5% 2025 22.7%
		Traffic	1,882	33%	18.4%	▲	+292	Traffic	28.3% 32.8%
		Civil	2,292	40%	0.0%	▼	-1	Civil	40.7% 40.0%
		Civil Commitments	256	4%	0.4%	▲	+1	Civil Commitments	4.5% 4.5%
		GRAND TOTAL	5,731	100%	1.8%	▲	+104	GRAND TOTAL	100% 100%

Dispositions by Division & Code

Division	Case Type Description	Code	Summary	Change	% Change	Absolute Change
Criminal	Misdemeanor	M	719	▼	-10.8%	-87
	Felony	F	320	▼	-13.0%	-48
	Capias	CA	147	▼	-8.1%	-13
	Show Cause	SC	94	▼	-24.8%	-31
	Civil Violation	CV	13	▼	-23.5%	-4
	Motion	MO	8	▼	-38.5%	-5
	Total		1,301	▼	-12.6%	-188
Traffic	Infraction	I	1,284	▲	+26.0%	+265
	Misdemeanor	M	492	▼	-1.0%	-5
	Show Cause	SC	55	▲	+103.7%	+28
	Capias	CA	41	▲	+41.4%	+12
	Felony	F	7	▼	-53.3%	-8
	Civil Violation	CV	2	▲	-	+2
	Restricted Operators License	RL	1	▼	-50.0%	-1
	Other	O	0	▼	-100.0%	-1
	Total		1,882	▲	18.4%	+292
Civil	Warrant in Debt	WD	1,072	▲	+30.9%	+253
	Garnishment	GA	388	▲	+4.9%	+18
	Unlawful Detainer	UD	367	▼	-28.3%	-145
	Detinue	DT	142	▼	-10.1%	-16
	Other	OT	83	▲	-18.6%	-19
	Protective Order	PO	48	↔	-	-
	Preliminary Protective Order	PP	45	▼	-30.8%	-20
	Impoundment	IM	38	▲	+31.0%	+9
	Interrogatory	IN	38	▼	-26.9%	-14
	Abstract	AJ	19	▼	-13.6%	-3
	Bond Forfeiture	BF	19	▼	-53.7%	-22
	Show Cause	SC	18	▼	-43.8%	-14
	Admin License	AL	12	▼	-45.5%	-10
	Capias	CA	1	▼	-85.7%	-6
	Counterclaim	CC	1	▼	-50.0%	-1
	Petition-Restore Arms	PR	1	▼	-50.0%	-1
	Crossclaim	CR	0	▼	-100.0%	-1
	Motion for Judgment	MJ	0	▼	-100.0%	-5
	Tenants Assertion	TA	0	▼	-100.0%	-4
	Total		2,292	▼	0.0%	-1
Civil Commitments	Temporary Detention Order	TD	102	▲	+27.5%	+22
	Mental Commitment	MC	100	▼	-13.0%	-15
	Emergency Custody Order	EC	50	▼	-13.8%	-8
	Medical Emergency Temporary Detention Order	MT	3	▲	+200.0%	+2
	Other	OT	1	▲	-	+1
	Petition	PT	0	▼	-100.0%	-1
	Total		256	▲	0.4%	+1
GRAND TOTAL			5,731	▲	1.8%	+104

Dispositions by Major Case Category**				
Category	Summary	Change	% Change	Absolute Change
Felony	327	▼	-14.6%	-56
Garnishment	426	▼	+0.9%	+4
General Civil	1,227	▼	+23.8%	+236
Infraction/Civil Violation	1,299	▲	+25.3%	+262
Involuntary Civil Commitments	1	▲		0
Landlord /Tenant	367	▼	-28.9%	-149
Misdemeanor	1,212	▼	-7.1%	-93
Other	779	▼	-9.3%	-80
Protective Orders	93	▼	-17.7%	-20
GRAND TOTAL	5,731	▲	1.8%	+104

2025 Overall GRAND TOTAL		Distribution of Caseload			Change*		Percentage (%) of Caseload		
<div>2025 <div></div></div> <div>2024 <div></div></div> <div>1,280</div> <div>+189</div> <div>17.3%</div> <div>↑</div>	Criminal	140	11%	-29.6%	▼	-59	Criminal	2024	2025
	Traffic	1,014	79%	32.0%	▲	+246	Traffic	18.2%	10.9%
	Civil	103	8%	-4.6%	▼	-5	Civil	70.4%	79.2%
	Civil Commitments	23	2%	43.8%	▲	+7	Civil Commitments	9.9%	8.0%
	GRAND TOTAL	1,280	100%	17.3%	▲	+189	GRAND TOTAL	1.5%	1.8%
							GRAND TOTAL	100%	100%

Dispositions by Division & Code

Division	Case Type Description	Code	Summary	Change	% Change	Absolute Change
Criminal	Misdemeanor	M	100	▼	-18.7%	-23
	Felony	F	27	▼	-54.2%	-32
	Show Cause	SC	7	↔		-
	Capias	CA	4	▼	-42.9%	-3
	Civil Violation	CV	2	▼	-33.3%	-1
	Total		140	▼	-29.6%	-59
Traffic	Infraction	I	867	▲	+41.9%	+256
	Misdemeanor	M	142	▼	-2.7%	-4
	Capias	CA	2	▼	-33.3%	-1
	Show Cause	SC	2	▼	-60.0%	-3
	Other	O	1	▲	-	+1
	Felony	F	0	▼	-100.0%	-3
	Total		1,014	▲	32.0%	+246
Civil	Warrant in Debt	WD	57	▲	+16.3%	+8
	Garnishment	GA	23	▼	-14.8%	-4
	Other	OT	6	▲	-25.0%	-2
	Unlawful Detainer	UD	6	▼	-14.3%	-1
	Preliminary Protective Order	PP	4	▼	-42.9%	-3
	Interrogatory	IN	3	▲	+200.0%	+2
	Show Cause	SC	2	▲	-	+2
	Admin License	AL	1	↔		-
	Protective Order	PO	1	▼	-50.0%	-1
	Abstract	AJ	0	▼	-100.0%	-2
	Detinue	DT	0	▼	-100.0%	-2
	Impoundment	IM	0	▼	-100.0%	-1
	Motion for Judgment	MJ	0	▼	-100.0%	-1
	Total		103	▼	-4.6%	-5
Civil Commitments	Temporary Detention Order	TD	14	▲	+27.3%	+3
	Emergency Custody Order	EC	9	▲	+80.0%	+4
	Total		23	▲	43.8%	+7
GRAND TOTAL			1,280	▲	17.3%	+189

Dispositions by Major Case Category**

Category	Summary	Change	% Change	Absolute Change
Felony	27	▼	-56.5%	-35
Garnishment	26	▲	-7.1%	-2
General Civil	58	▲	+11.5%	+6
Infraction/Civil Violation	870	▲	+41.7%	+256
Landlord /Tenant	6	▼	-14.3%	-1
Misdemeanor	242	▼	-10.0%	-27
Other	46	▲	-8.0%	-4
Protective Orders	5	▼	-44.4%	-4
GRAND TOTAL	1,280	▲	17.3%	+189

2025 Overall GRAND TOTAL		Distribution of Caseload				Change*		Percentage (%) of Caseload		
<div>2025 <div></div></div> <div>2024 <div></div></div> <div>↑</div>	<div>2,705</div> <div>+610</div> <div>29.1%</div>	Criminal	232	9%	-9.4%	▼	-24	Criminal	12.2%	8.6%
		Traffic	2,087	77%	43.8%	▲	+636	Traffic	69.3%	77.2%
		Civil	306	11%	-1.9%	▼	-6	Civil	14.9%	11.3%
		Civil Commitments	80	3%	5.3%	▲	+4	Civil Commitments	3.6%	3.0%
		GRAND TOTAL	2,705	100%	29.1%	▲	+610	GRAND TOTAL	100%	100%

Dispositions by Division & Code

Division	Case Type Description	Code	Summary	Change	% Change	Absolute Change
Criminal	Misdemeanor	M	152	▲	+1.3%	+2
	Felony	F	50	▼	-38.3%	-31
	Capias	CA	19	▲	+26.7%	+4
	Show Cause	SC	8	▲	+700.0%	+7
	Civil Violation	CV	3	▼	-66.7%	-6
	Total		232	▼	-9.4%	-24
Traffic	Infraction	I	1,747	▲	+50.6%	+587
	Misdemeanor	M	306	▲	+14.2%	+38
	Capias	CA	30	▲	+114.3%	+16
	Show Cause	SC	4	▼	-20.0%	-1
	Felony	F	0	▼	-100.0%	-4
	Total		2,087	▲	43.8%	+636
Civil	Warrant in Debt	WD	126	▲	+3.3%	+4
	Garnishment	GA	85	▲	+7.6%	+6
	Unlawful Detainer	UD	30	▼	-45.5%	-25
	Other	OT	29	▲	+81.3%	+13
	Preliminary Protective Order	PP	9	▲	+28.6%	+2
	Protective Order	PO	9	▲	+80.0%	+4
	Admin License	AL	5	▼	-61.5%	-8
	Detinue	DT	5	▼	-61.5%	-8
	Abstract	AJ	3	▲	-	+3
	Tenants Assertion	TA	2	▲	-	+2
	Impoundment	IM	1	▲	-	+1
	Interrogatory	IN	1	▲	-	+1
	Show Cause	SC	1	↔	-	-
	Petition-Restore Arms	PR	0	▼	-100.0%	-1
	Total		306	▼	-1.9%	-6
Civil Commitments	Other	OT	28	▲	+180.0%	+18
	Mental Commitment	MC	23	▼	-20.7%	-6
	Temporary Detention Order	TD	19	↔	-	-
	Emergency Custody Order	EC	10	▼	-28.6%	-4
	Medical Emergency Temporary Detention Order	MT	0	▼	-100.0%	-4
	Total		80	▲	5.3%	+4
GRAND TOTAL			2,705	▲	29.1%	+610

Dispositions by Major Case Category**

Category	Summary	Change	% Change	Absolute Change
Felony	50	▼	-41.2%	-35
Garnishment	86	▲	+8.9%	+7
General Civil	132	▲	-2.9%	-4
Infraction/Civil Violation	1,750	▼	+49.7%	+581
Involuntary Civil Commitments	28	▲	+180.0%	+18
Landlord /Tenant	32	▲	-41.8%	-23
Misdemeanor	458	▲	+9.6%	+40
Other	151	▲	+15.3%	+20
Protective Orders	18	▲	+50.0%	+6

GRAND TOTAL	2,705	▲	29.1%	+610
-------------	-------	---	-------	------

2025 Overall GRAND TOTAL		Distribution of Caseload			Change*		Percentage (%) of Caseload			
<div><div>2025</div><div>2024</div></div> <div><div>5,967</div><div>+1,607</div><div>36.9%</div></div> <div>↑</div>		<div>Criminal</div>	571	10%	-8.8%	▼	-55	<div>Criminal</div>	2024 14.4%	2025 9.6%
		<div>Traffic</div>	4,574	77%	53.3%	▲	+1,591	<div>Traffic</div>	68.4%	76.7%
		<div>Civil</div>	653	11%	17.9%	▲	+99	<div>Civil</div>	12.7%	10.9%
		<div>Civil Commitments</div>	169	3%	-14.2%	▼	-28	<div>Civil Commitments</div>	4.5%	2.8%
		<div>GRAND TOTAL</div>	5,967	100%	36.9%	▲	+1,607	<div>GRAND TOTAL</div>	100%	100%

Dispositions by Division & Code

Division	Case Type Description	Code	Summary	Change	% Change	Absolute Change
Criminal	Misdemeanor	M	305	▼	-5.6%	-18
	Felony	F	109	▼	-41.7%	-78
	Capias	CA	94	▲	+49.2%	+31
	Show Cause	SC	47	▲	+14.6%	+6
	Civil Violation	CV	16	▲	+33.3%	+4
	Total		571	▼	-8.8%	-55
Traffic	Infraction	I	3,884	▲	+62.6%	+1,495
	Misdemeanor	M	643	▲	+21.1%	+112
	Capias	CA	22	▼	-46.3%	-19
	Show Cause	SC	14	▲	+27.3%	+3
	Felony	F	8	▼	-20.0%	-2
	Other	O	3	▲	-	+3
	Civil Violation	CV	0	▼	-100.0%	-1
	Total		4,574	▲	53.3%	+1,591
Civil	Warrant in Debt	WD	289	▲	+42.4%	+86
	Garnishment	GA	166	▲	+32.8%	+41
	Unlawful Detainer	UD	74	▼	-31.5%	-34
	Other	OT	27	▼	-27.0%	-10
	Admin License	AL	24	▼	-7.7%	-2
	Zoning Violation	ZO	24	▲	-	+24
	Preliminary Protective Order	PP	17	▼	-32.0%	-8
	Protective Order	PO	10	▲	+25.0%	+2
	Detinue	DT	8	↔	-	-
	Interrogatory	IN	5	▲	+66.7%	+2
	Impoundment	IM	4	▲	+300.0%	+3
	Petition-Restore Arms	PR	2	▲	+100.0%	+1
	Motion for Judgment	MJ	1	▼	-50.0%	-1
	Show Cause	SC	1	▲	-	+1
	Tenants Assertion	TA	1	▲	-	+1
	Abstract	AJ	0	▼	-100.0%	-6
	Bond Forfeiture	BF	0	▼	-100.0%	-1
	Total		653	▲	17.9%	+99
Civil Commitments	Mental Commitment	MC	77	▼	-14.4%	-13
	Temporary Detention Order	TD	42	▼	-16.0%	-8
	Emergency Custody Order	EC	34	▼	-12.8%	-5
	Petition	PT	8	▼	-20.0%	-2
	Other	OT	5	▼	-16.7%	-1
	Medical Emergency Temporary Detention Order	MT	3	▲	+50.0%	+1
	Total		169	▼	-14.2%	-28
GRAND TOTAL			5,967	▲	36.9%	+1,607

Dispositions by Major Case Category**

Category	Summary	Change	% Change	Absolute Change
Felony	117	▼	-40.6%	-80
Garnishment	171	▲	+33.6%	+43
General Civil	302	▲	+39.8%	+86
Infraction/Civil Violation	3,903	▲	+62.5%	+1,501

Involuntary Civil Commitments	13	▼	-18.8%	-3
Landlord /Tenant	75	▲	-30.6%	-33
Misdemeanor	972	▲	+13.8%	+118
Other	387	▲	-4.7%	-19
Protective Orders	27	▼	-18.2%	-6
GRAND TOTAL	5,967	▲	36.9%	+1,607

2025 Overall GRAND TOTAL		Distribution of Caseload			Change*		Percentage (%) of Caseload		
<div>2025 <div></div></div> <div>2024 <div></div></div> <div>-177 -24.1%</div> <div>↓</div>	557	Criminal	47	8%	23.7%	▲	+9	Criminal	2024 5.2% 2025 8.4%
		Traffic	479	86%	-27.5%	▼	-182	Traffic	90.1% 86.0%
		Civil	29	5%	-9.4%	▼	-3	Civil	4.4% 5.2%
		Civil Commitments	2	0%	-33.3%	▼	-1	Civil Commitments	0.4% 0.4%
		GRAND TOTAL	557	100%	-24.1%	▼	-177	GRAND TOTAL	100% 100%

Dispositions by Division & Code

Division	Case Type Description	Code	Summary	Change	% Change	Absolute Change
Criminal	Misdemeanor	M	33	▲	+6.5%	+2
	Felony	F	10	▲	+400.0%	+8
	Capias	CA	2	↔		-
	Civil Violation	CV	1	↔		-
	Show Cause	SC	1	▼	-50.0%	-1
	Total		47	▲	23.7%	+9
Traffic	Infraction	I	437	▼	-28.2%	-172
	Misdemeanor	M	40	▼	-23.1%	-12
	Capias	CA	1	▲	-	+1
	Other	O	1	▲	-	+1
	Total		479	▼	-27.5%	-182
Civil	Warrant in Debt	WD	18	▲	+80.0%	+8
	Garnishment	GA	8	▲	+33.3%	+2
	Impoundment	IM	1	▲	-	+1
	Other	OT	1	▲	-75.0%	-3
	Unlawful Detainer	UD	1	▼	-50.0%	-1
	Admin License	AL	0	▼	-100.0%	-1
	Interrogatory	IN	0	▼	-100.0%	-1
	Preliminary Protective Order	PP	0	▼	-100.0%	-3
	Protective Order	PO	0	▼	-100.0%	-4
	Show Cause	SC	0	▼	-100.0%	-1
	Total		29	▼	-9.4%	-3
Civil Commitments	Emergency Custody Order	EC	1	▼	-50.0%	-1
	Temporary Detention Order	TD	1	↔		-
	Total		2	▼	-33.3%	-1
GRAND TOTAL			557	▼	-24.1%	-177

Dispositions by Major Case Category**

Category	Summary	Change	% Change	Absolute Change
Felony	10	▲	+400.0%	+8
Garnishment	8	▼	+14.3%	+1
General Civil	19	▲	+90.0%	+9
Infraction/Civil Violation	439	▲	-28.0%	-171
Landlord /Tenant	1	▼	-50.0%	-1
Misdemeanor	73	▼	-12.0%	-10
Other	7	▲	-46.2%	-6
Protective Orders	0	▼	-100.0%	-7
GRAND TOTAL	557	▼	-24.1%	-177

2025 Overall GRAND TOTAL		Distribution of Caseload			Change*		Percentage (%) of Caseload			
<div>2025 <div></div></div> <div>2024 <div></div></div> <div>-48 -1.4%</div> <div>↓</div>	3,389	Criminal	170	5%	-35.1%	▼	-92	Criminal	2024 7.6%	2025 5.0%
		Traffic	2,950	87%	3.4%	▲	+98	Traffic	83.0%	87.0%
		Civil	259	8%	-15.1%	▼	-46	Civil	8.9%	7.6%
		Civil Commitments	10	0%	-44.4%	▼	-8	Civil Commitments	0.5%	0.3%
		GRAND TOTAL	3,389	100%	-1.4%	▼	-48	GRAND TOTAL	100%	100%

Dispositions by Division & Code

Division	Case Type Description	Code	Summary	Change	% Change	Absolute Change
Criminal	Misdemeanor	M	99	▼	-46.2%	-85
	Felony	F	46	↔		-
	Civil Violation	CV	10	▲	+42.9%	+3
	Capias	CA	8	▼	-27.3%	-3
	Show Cause	SC	7	▼	-50.0%	-7
	Total		170	▼	-35.1%	-92
Traffic	Infraction	I	2,363	▼	-2.0%	-48
	Misdemeanor	M	539	▲	+26.5%	+113
	Capias	CA	29	▲	+314.3%	+22
	Show Cause	SC	14	▲	+75.0%	+6
	Felony	F	4	▲	-	+4
	Restricted Operators License	RL	1	▲	-	+1
	Total		2,950	▲	3.4%	+98
Civil	Warrant in Debt	WD	132	▼	-6.4%	-9
	Garnishment	GA	66	↔		-
	Admin License	AL	15	▼	-6.3%	-1
	Other	OT	10	▼	-28.6%	-4
	Unlawful Detainer	UD	10	▼	-73.7%	-28
	Impoundment	IM	8	▲	+60.0%	+3
	Preliminary Protective Order	PP	6	▼	-14.3%	-1
	Protective Order	PO	6	▼	-14.3%	-1
	Show Cause	SC	4	▲	+300.0%	+3
	Bond Forfeiture	BF	1	↔		-
	Motor Carrier	MC	1	▲	-	+1
	Detinue	DT	0	▼	-100.0%	-2
	Interrogatory	IN	0	▼	-100.0%	-2
	Overweight	OC	0	▼	-100.0%	-3
	Petition to Require Blood Test	BT	0	▼	-100.0%	-1
	Tenants Assertion	TA	0	▼	-100.0%	-1
	Total		259	▼	-15.1%	-46
Civil Commitments	Temporary Detention Order	TD	6	▼	-50.0%	-6
	Emergency Custody Order	EC	4	▼	-33.3%	-2
	Total		10	▼	-44.4%	-8
GRAND TOTAL			3,389	▼	-1.4%	-48

Dispositions by Major Case Category**

Category	Summary	Change	% Change	Absolute Change
Felony	50	▲	+8.7%	+4
Garnishment	66	▼	-2.9%	-2
General Civil	135	▼	-7.5%	-11
Infraction/Civil Violation	2,374	▲	-1.9%	-47
Landlord /Tenant	10	▼	-74.4%	-29
Misdemeanor	639	▲	+4.8%	+29
Other	103	▲	+10.8%	+10
Protective Orders	12	▼	-14.3%	-2

GRAND TOTAL	3,389	▼	-1.4%	-48
-------------	-------	---	-------	-----

2025 Overall GRAND TOTAL		Distribution of Caseload			Change*		Percentage (%) of Caseload		
<div>2025<div>450</div></div> <div>2024<div></div></div> <div>+69</div> <div>18.1%</div> <div>↑</div>	Criminal	36	8%	-57.1%	▼	-48	Criminal	2024	2025
	Traffic	321	71%	58.9%	▲	+119	Traffic	53.0%	71.3%
	Civil	90	20%	0.0%	↔	0	Civil	23.6%	20.0%
	Civil Commitments	3	1%	-40.0%	▼	-2	Civil Commitments	1.3%	0.7%
	GRAND TOTAL	450	100%	18.1%	▲	+69	GRAND TOTAL	100%	100%

Dispositions by Division & Code

Division	Case Type Description	Code	Summary	Change	% Change	Absolute Change
Criminal	Misdemeanor	M	26	▼	-44.7%	-21
	Felony	F	5	▼	-77.3%	-17
	Show Cause	SC	3	▼	-40.0%	-2
	Civil Violation	CV	2	▼	-33.3%	-1
	Capias	CA	0	▼	-100.0%	-7
	Total		36	▼	-57.1%	-48
Traffic	Infraction	I	262	▲	+88.5%	+123
	Misdemeanor	M	48	↔	-	-
	Capias	CA	7	▼	-41.7%	-5
	Felony	F	3	▲	+200.0%	+2
	Show Cause	SC	1	↔	-	-
	Civil Violation	CV	0	▼	-100.0%	-1
	Total		321	▲	58.9%	+119
Civil	Warrant in Debt	WD	44	▲	+76.0%	+19
	Garnishment	GA	25	▲	+25.0%	+5
	Unlawful Detainer	UD	10	▼	-58.3%	-14
	Other	OT	7	↔	-	-
	Admin License	AL	2	▼	-66.7%	-4
	Interrogatory	IN	1	↔	-	-
	Show Cause	SC	1	▲	-	+1
	Bond Forfeiture	BF	0	▼	-100.0%	-1
	Preliminary Protective Order	PP	0	▼	-100.0%	-4
	Protective Order	PO	0	▼	-100.0%	-2
	Total		90		0.0%	0
Civil Commitments	Mental Commitment	MC	3	▲	-	+3
	Emergency Custody Order	EC	0	▼	-100.0%	-2
	Temporary Detention Order	TD	0	▼	-100.0%	-3
	Total		3	▼	-40.0%	-2
GRAND TOTAL			450	▲	18.1%	+69

Dispositions by Major Case Category**

Category	Summary	Change	% Change	Absolute Change
Felony	8	▲	-65.2%	-15
Garnishment	26	▲	+23.8%	+5
General Civil	44	▲	+76.0%	+19
Infraction/Civil Violation	264	▼	+84.6%	+121
Landlord /Tenant	10	▼	-58.3%	-14
Misdemeanor	74	▼	-22.1%	-21
Other	24	▲	-45.5%	-20
Protective Orders	0	▼	-100.0%	-6
GRAND TOTAL	450	▲	18.1%	+69

2025 Overall GRAND TOTAL		Distribution of Caseload			Change*		Percentage (%) of Caseload			
<div>2025 <div></div></div> <div>2024 <div></div></div> <div>-7 -3.1%</div> <div>↓</div>	220	Criminal	27	12%	-25.0%	▼	-9	Criminal	2024 15.9%	2025 12.3%
		Traffic	146	66%	-5.8%	▼	-9	Traffic	68.3%	66.4%
		Civil	47	21%	34.3%	▲	+12	Civil	15.4%	21.4%
		Civil Commitments	0	0%	-100.0%	▼	-1	Civil Commitments	0.4%	0.0%
		GRAND TOTAL	220	100%	-3.1%	▼	-7	GRAND TOTAL	100%	100%

Dispositions by Division & Code

Division	Case Type Description	Code	Summary	Change	% Change	Absolute Change
Criminal	Misdemeanor	M	14	▼	-51.7%	-15
	Felony	F	10	▲	+150.0%	+6
	Civil Violation	CV	2	▲	-	+2
	Show Cause	SC	1	▼	-66.7%	-2
	Total		27	▼	-25.0%	-9
Traffic	Infraction	I	120	▼	-10.4%	-14
	Misdemeanor	M	20	▲	+11.1%	+2
	Show Cause	SC	4	▲	-	+4
	Capias	CA	2	▼	-33.3%	-1
	Total		146	▼	-5.8%	-9
Civil	Warrant in Debt	WD	26	▲	+188.9%	+17
	Garnishment	GA	13	▲	+333.3%	+10
	Impoundment	IM	2	▲	+100.0%	+1
	Other	OT	2	▼	-33.3%	-1
	Admin License	AL	1	▼	-50.0%	-1
	Preliminary Protective Order	PP	1	▲	-	+1
	Protective Order	PO	1	↔	-	-
	Show Cause	SC	1	▲	-	+1
	Detinue	DT	0	▼	-100.0%	-1
	Interrogatory	IN	0	▼	-100.0%	-1
	Tenants Assertion	TA	0	▼	-100.0%	-4
	Unlawful Detainer	UD	0	▼	-100.0%	-10
	Total		47	▲	34.3%	+12
Civil Commitments	Emergency Custody Order	EC	0	▼	-100.0%	-1
	Total		0	▼	-100.0%	-1
GRAND TOTAL			220	▼	-3.1%	-7

Dispositions by Major Case Category**

Category	Summary	Change	% Change	Absolute Change
Felony	10	▲	+150.0%	+6
Garnishment	13	▲	+225.0%	+9
General Civil	27	▲	+145.5%	+16
Infraction/Civil Violation	122	▲	-9.0%	-12
Landlord /Tenant	0	▼	-100.0%	-14
Misdemeanor	34	▼	-27.7%	-13
Other	12	▲	-	0
Protective Orders	2	▲	+100.0%	+1
GRAND TOTAL	220	▼	-3.1%	-7

2025 Overall GRAND TOTAL		Distribution of Caseload				Change*		Percentage (%) of Caseload		
<div>2025 <div></div></div> <div>2024 <div></div></div> <div>-102 -47.7%</div> <div>↓</div>	112	Criminal	15	13%	-34.8%	▼	-8	Criminal	2024 10.7%	2025 13.4%
		Traffic	83	74%	-53.4%	▼	-95	Traffic	83.2%	74.1%
		Civil	13	12%	8.3%	▲	+1	Civil	5.6%	11.6%
		Civil Commitments	1	1%	0.0%		0	Civil Commitments	0.5%	0.9%
		GRAND TOTAL	112	100%	-47.7%	▼	-102	GRAND TOTAL	100%	100%

Dispositions by Division & Code

Division	Case Type Description	Code	Summary	Change	% Change	Absolute Change
Criminal	Misdemeanor	M	9	▼	-57.1%	-12
	Felony	F	3	▲	-	+3
	Show Cause	SC	2	▲	+100.0%	+1
	Capias	CA	1	▲	-	+1
	Civil Violation	CV	0	▼	-100.0%	-1
	Total		15	▼	-34.8%	-8
Traffic	Infraction	I	73	▼	-55.8%	-92
	Misdemeanor	M	10	▼	-23.1%	-3
	Total		83	▼	-53.4%	-95
Civil	Warrant in Debt	WD	6	▼	-14.3%	-1
	Garnishment	GA	2	▲	+100.0%	+1
	Other	OT	2	▲	-	+2
	Protective Order	PO	2	▲	+100.0%	+1
	Preliminary Protective Order	PP	1	▲	-	+1
	Admin License	AL	0	▼	-100.0%	-1
	Counterclaim	CC	0	▼	-100.0%	-1
	Unlawful Detainer	UD	0	▼	-100.0%	-1
	Total		13	▲	8.3%	+1
Civil Commitments	Emergency Custody Order	EC	1	▲	-	+1
	Temporary Detention Order	TD	0	▼	-100.0%	-1
	Total		1		0.0%	0
GRAND TOTAL			112	▼	-47.7%	-102

Dispositions by Major Case Category**

Category	Summary	Change	% Change	Absolute Change
Felony	3	▲	-	+3
Garnishment	2	▲	+100.0%	+1
General Civil	6	▼	-14.3%	-1
Infraction/Civil Violation	73	▼	-56.0%	-93
Landlord /Tenant	0	▼	-100.0%	-1
Misdemeanor	19	▼	-44.1%	-15
Other	6	▲	+50.0%	+2
Protective Orders	3	▲	+200.0%	+2
GRAND TOTAL	112	▼	-47.7%	-102

2025 Overall GRAND TOTAL		Distribution of Caseload			Change*		Percentage (%) of Caseload		
<div>2025 <div></div></div> <div>2024 <div></div></div> <div>-246 -10.1%</div> <div>↓</div>	2,178	Criminal	346	16%	-8.5%	▼	-32	Criminal	2024 15.6% 2025 15.9%
		Traffic	1,452	67%	-15.6%	▼	-268	Traffic	71.0% 66.7%
		Civil	358	16%	21.8%	▲	+64	Civil	12.1% 16.4%
		Civil Commitments	22	1%	-31.3%	▼	-10	Civil Commitments	1.3% 1.0%
		GRAND TOTAL	2,178	100%	-10.1%	▼	-246	GRAND TOTAL	100% 100%

Dispositions by Division & Code

Division	Case Type Description	Code	Summary	Change	% Change	Absolute Change
Criminal	Misdemeanor	M	231	▲	+10.5%	+22
	Felony	F	53	▼	-55.1%	-65
	Capias	CA	48	▲	+77.8%	+21
	Show Cause	SC	8	▼	-27.3%	-3
	Civil Violation	CV	6	▼	-53.8%	-7
	Total		346	▼	-8.5%	-32
Traffic	Infraction	I	1,065	▼	-14.2%	-176
	Misdemeanor	M	365	▼	-20.3%	-93
	Capias	CA	14	▲	+7.7%	+1
	Felony	F	8	▲	+33.3%	+2
	Show Cause	SC	0	▼	-100.0%	-2
	Total		1,452	▼	-15.6%	-268
Civil	Warrant in Debt	WD	175	▲	+66.7%	+70
	Garnishment	GA	78	▲	+9.9%	+7
	Other	OT	33	▼	+50.0%	+11
	Preliminary Protective Order	PP	17	▲	+142.9%	+10
	Detinue	DT	15	▼	-34.8%	-8
	Unlawful Detainer	UD	14	▼	-66.7%	-28
	Admin License	AL	11	▲	+120.0%	+6
	Protective Order	PO	9	▲	+80.0%	+4
	Overweight	OC	3	▲	-	+3
	Bond Forfeiture	BF	1	↔		-
	Impoundment	IM	1	▼	-66.7%	-2
	Tenants Assertion	TA	1	↔		-
	Abstract	AJ	0	▼	-100.0%	-1
	Counterclaim	CC	0	▼	-100.0%	-2
	Interrogatory	IN	0	▼	-100.0%	-2
	Motion for Judgment	MJ	0	▼	-100.0%	-1
	Petition-Restore Arms	PR	0	▼	-100.0%	-2
	Show Cause	SC	0	▼	-100.0%	-1
	Total		358	▲	21.8%	+64
Civil Commitments	Temporary Detention Order	TD	14	▼	-33.3%	-7
	Emergency Custody Order	EC	8	▼	-27.3%	-3
	Total		22	▼	-31.3%	-10
GRAND TOTAL			2,178	▼	-10.1%	-246

Dispositions by Major Case Category**

Category	Summary	Change	% Change	Absolute Change
Felony	61	▼	-50.8%	-63
Garnishment	78	▼	+6.8%	+5
General Civil	190	▼	+43.9%	+58
Infraction/Civil Violation	1,074	▲	-14.4%	-180
Landlord /Tenant	15	▼	-65.1%	-28
Misdemeanor	596	▼	-10.6%	-71
Other	138	▼	+16.0%	+19
Protective Orders	26	▲	+116.7%	+14

GRAND TOTAL	2,178	▼	-10.1%	-246
-------------	-------	---	--------	------

2025 Overall GRAND TOTAL		Distribution of Caseload			Change*		Percentage (%) of Caseload		
2025 <div></div>	2,223	-214 -8.8%	Criminal	332	15%	-4.3% ▼	-15	Criminal	2024 14.2%
			Traffic	898	40%	-28.5% ▼	-358	Traffic	2025 14.9%
2024 <div></div>			Civil	497	22%	13.7% ▲	+60	Civil	51.5% 40.4%
			Civil Commitments	496	22%	24.9% ▲	+99	Civil Commitments	17.9% 22.4%
			GRAND TOTAL	2,223	100%	-8.8% ▼	-214	GRAND TOTAL	16.3% 22.3%
									100% 100%

Dispositions by Division & Code

Division	Case Type Description	Code	Summary	Change	% Change	Absolute Change
Criminal	Misdemeanor	M	209	▲	+11.2%	+21
	Felony	F	53	▼	-41.8%	-38
	Capias	CA	37	▲	+15.6%	+5
	Show Cause	SC	28	▲	+64.7%	+11
	Civil Violation	CV	5	▼	-73.7%	-14
	Total		332	▼	-4.3%	-15
Traffic	Infraction	I	693	▼	-33.9%	-356
	Misdemeanor	M	144	▼	-8.9%	-14
	Capias	CA	37	▲	+19.4%	+6
	Other	O	15	▲	+87.5%	+7
	Show Cause	SC	5	▼	-28.6%	-2
	Felony	F	4	▲	+300.0%	+3
	Motion	MO	0	▼	-100.0%	-1
	Restricted Operators License	RL	0	▼	-100.0%	-1
	Total		898	▼	-28.5%	-358
Civil	Warrant in Debt	WD	238	▲	+63.0%	+92
	Garnishment	GA	140	▲	+17.6%	+21
	Unlawful Detainer	UD	47	▼	-39.0%	-30
	Interrogatory	IN	14	▲	+55.6%	+5
	Other	OT	13	▼	-7.1%	-1
	Preliminary Protective Order	PP	10	▼	-33.3%	-5
	Show Cause	SC	9	▼	-10.0%	-1
	Detinue	DT	8	▼	-42.9%	-6
	Admin License	AL	7	▲	+40.0%	+2
	Protective Order	PO	7	▼	-41.7%	-5
	Abstract	AJ	2	▼	-66.7%	-4
	Impoundment	IM	2	▼	-50.0%	-2
	Bond Forfeiture	BF	0	▼	-100.0%	-4
	Capias	CA	0	▼	-100.0%	-1
	Motion for Judgment	MJ	0	▼	-100.0%	-1
	Total		497	▲	13.7%	+60
Civil Commitments	Mental Commitment	MC	347	▲	+44.6%	+107
	Other	OT	92	▲	+8.2%	+7
	Temporary Detention Order	TD	34	▼	-12.8%	-5
	Emergency Custody Order	EC	19	↔		-
	Petition	PT	4	▼	-71.4%	-10
	Total		496	▲	24.9%	+99
GRAND TOTAL			2,223	▼	-8.8%	-214

Dispositions by Major Case Category**

Category	Summary	Change	% Change	Absolute Change
Felony	57	▲	-38.0%	-35
Garnishment	154	▲	+20.3%	+26
General Civil	246	▼	+52.8%	+85
Infraction/Civil Violation	713	▼	-33.7%	-363
Involuntary Civil Commitments	96	▼	-3.0%	-3
Landlord /Tenant	47	▼	-39.0%	-30

Misdemeanor	353	▼	+1.7%	+6
Other	540	▼	+25.6%	+110
Protective Orders	17	▼	-37.0%	-10
<i>GRAND TOTAL</i>	2,223	▼	-8.8%	-214

2025 Overall GRAND TOTAL		Distribution of Caseload			Change*		Percentage (%) of Caseload		
<div>2025 <div></div></div> <div>2024 <div></div></div> <div>1,729</div> <div>+244</div> <div>16.4%</div> <div>↑</div>	Criminal	375	22%	67.4%	▲	+151	Criminal	2024	2025
	Traffic	332	19%	-27.8%	▼	-128	Traffic	15.1%	21.7%
	Civil	990	57%	30.1%	▲	+229	Civil	31.0%	19.2%
	Civil Commitments	32	2%	-20.0%	▼	-8	Civil Commitments	51.2%	57.3%
	GRAND TOTAL	1,729	100%	16.4%	▲	+244	GRAND TOTAL	2.7%	1.9%
							GRAND TOTAL	100%	100%

Dispositions by Division & Code

Division	Case Type Description	Code	Summary	Change	% Change	Absolute Change
Criminal	Misdemeanor	M	217	▲	+100.9%	+109
	Felony	F	98	▲	+30.7%	+23
	Capias	CA	48	▲	+65.5%	+19
	Show Cause	SC	12	↔		-
	Total		375	▲	67.4%	+151
Traffic	Infraction	I	187	▼	-41.2%	-131
	Misdemeanor	M	112	▲	+15.5%	+15
	Capias	CA	24	▼	-31.4%	-11
	Show Cause	SC	5	↔		-
	Felony	F	3	↔		-
	Civil Violation	CV	1	↔		-
	Restricted Operators License	RL	0	▼	-100.0%	-1
	Total		332	▼	-27.8%	-128
Civil	Warrant in Debt	WD	599	▲	+44.0%	+183
	Garnishment	GA	236	▲	+98.3%	+117
	Unlawful Detainer	UD	53	▼	-56.9%	-70
	Detinue	DT	46	▲	+17.9%	+7
	Other	OT	18	▲	+20.0%	+3
	Abstract	AJ	13	▲	+85.7%	+6
	Admin License	AL	6	▼	-40.0%	-4
	Interrogatory	IN	5	↔		-
	Impoundment	IM	4	▲	-	+4
	Protective Order	PO	4	▲	+33.3%	+1
	Preliminary Protective Order	PP	2	▼	-80.0%	-8
	Show Cause	SC	2	▼	-75.0%	-6
	Bond Forfeiture	BF	1	▲	-	+1
	Counterclaim	CC	1	▲	-	+1
	Capias	CA	0	▼	-100.0%	-1
	Detinue Seizure	DZ	0	▼	-100.0%	-4
	Motion for Judgment	MJ	0	▼	-100.0%	-1
	Total		990	▲	30.1%	+229
Civil Commitments	Temporary Detention Order	TD	21	▼	-27.6%	-8
	Emergency Custody Order	EC	11	↔		-
	Total		32	▼	-20.0%	-8
GRAND TOTAL			1,729	▲	16.4%	+244

Dispositions by Major Case Category**

Category	Summary	Change	% Change	Absolute Change
Felony	101	▲	+29.5%	+23
Garnishment	241	▲	+94.4%	+117
General Civil	650	▲	+41.3%	+190
Infraction/Civil Violation	188	▼	-41.1%	-131
Landlord /Tenant	53	▼	-56.9%	-70
Misdemeanor	329	▲	+59.7%	+123
Other	161	▲	-0.6%	-1
Protective Orders	6	▼	-53.8%	-7

GRAND TOTAL	1,729	▲	16.4%	+244
-------------	-------	---	-------	------

2025 Overall GRAND TOTAL		Distribution of Caseload			Change*		Percentage (%) of Caseload			
<div><div>2025</div><div>2024</div></div> <div><div>1,249</div><div>+348</div><div>38.6%</div></div> <div><div>↑</div></div>										
	Criminal	115	9%	55.4%	▲	+41	Criminal	8.2%	9.2%	
	Traffic	1,000	80%	37.0%	▲	+270	Traffic	81.0%	80.1%	
	Civil	131	10%	42.4%	▲	+39	Civil	10.2%	10.5%	
	Civil Commitments	3	0%	-40.0%	▼	-2	Civil Commitments	0.6%	0.2%	
GRAND TOTAL		1,249	100%	38.6%	▲	+348	GRAND TOTAL		100%	100%

Dispositions by Division & Code

Division	Case Type Description	Code	Summary	Change	% Change	Absolute Change
Criminal	Misdemeanor	M	70	▲	+52.2%	+24
	Felony	F	21	▲	+133.3%	+12
	Show Cause	SC	14	▲	+75.0%	+6
	Capias	CA	5	↔		-
	Civil Violation	CV	3	↔		-
	Motion	MO	1	▼	-66.7%	-2
	Restricted Operators License	RL	1	▲	-	+1
	Total		115	▲	55.4%	+41
Traffic	Infraction	I	836	▲	+36.8%	+225
	Misdemeanor	M	155	▲	+37.2%	+42
	Felony	F	4	▲	+300.0%	+3
	Show Cause	SC	3	▲	+50.0%	+1
	Capias	CA	1	▼	-66.7%	-2
	Civil Violation	CV	1	▲	-	+1
Civil	Total		1,000	▲	37.0%	+270
	Warrant in Debt	WD	73	▲	+87.2%	+34
	Garnishment	GA	31	▲	+63.2%	+12
	Admin License	AL	18	▲	+28.6%	+4
	Other	OT	4	↔		-
	Detinue	DT	1	▲	-	+1
	Impoundment	IM	1	↔		-
	Preliminary Protective Order	PP	1	▼	-75.0%	-3
	Tenants Assertion	TA	1	▲	-	+1
	Unlawful Detainer	UD	1	▼	-88.9%	-8
	Abstract	AJ	0	▼	-100.0%	-1
	Motion for Judgment	MJ	0	▼	-100.0%	-1
Civil Commitments	Total		131	▲	42.4%	+39
	Temporary Detention Order	TD	2	▼	-50.0%	-2
	Emergency Custody Order	EC	1	↔		-
Total			3	▼	-40.0%	-2
GRAND TOTAL			1,249	▲	38.6%	+348

Dispositions by Major Case Category**

Category	Summary	Change	% Change	Absolute Change
Felony	25	▲	+150.0%	+15
Garnishment	31	▲	+63.2%	+12
General Civil	75	▲	+82.9%	+34
Infraction/Civil Violation	840	▲	+36.8%	+226
Landlord /Tenant	2	▲	-77.8%	-7
Misdemeanor	226	▲	+42.1%	+67
Other	49	▼	+8.9%	+4
Protective Orders	1	▼	-75.0%	-3
GRAND TOTAL	1,249	▲	38.6%	+348

2025 Overall GRAND TOTAL		Distribution of Caseload			Change*		Percentage (%) of Caseload		
<div>2025 <div></div></div> <div>2024 <div></div></div> <div>↑</div>	<div>5,444</div> <div>+1,190</div> <div>28.0%</div>	Criminal	742	14%	1.2%	▲	+9	Criminal	2024 17.2% 2025 13.6%
		Traffic	3,511	64%	32.7%	▲	+865	Traffic	62.2% 64.5%
		Civil	1,162	21%	35.7%	▲	+306	Civil	20.1% 21.3%
		Civil Commitments	29	1%	52.6%	▲	+10	Civil Commitments	0.4% 0.5%
		GRAND TOTAL	5,444	100%	28.0%	▲	+1,190	GRAND TOTAL	100% 100%

Dispositions by Division & Code

Division	Case Type Description	Code	Summary	Change	% Change	Absolute Change
Criminal	Misdemeanor	M	398	▼	-2.5%	-10
	Felony	F	156	▲	+4.7%	+7
	Capias	CA	111	▲	+50.0%	+37
	Show Cause	SC	56	▼	-31.7%	-26
	Civil Violation	CV	21	▲	+5.0%	+1
	Total		742	▲	1.2%	+9
Traffic	Infraction	I	2,710	▲	+34.7%	+698
	Misdemeanor	M	731	▲	+26.5%	+153
	Capias	CA	33	▲	+32.0%	+8
	Felony	F	25	▲	+66.7%	+10
	Show Cause	SC	11	▼	-21.4%	-3
	Civil Violation	CV	1	↔		-
	Other	O	0	▼	-100.0%	-1
	Total		3,511	▲	32.7%	+865
Civil	Warrant in Debt	WD	594	▲	+47.8%	+192
	Garnishment	GA	309	▲	+16.2%	+43
	Unlawful Detainer	UD	67	▲	+24.1%	+13
	Admin License	AL	46	▲	+53.3%	+16
	Other	OT	24	▲	+14.3%	+3
	Overweight	OC	23	▲	+64.3%	+9
	Preliminary Protective Order	PP	18	▲	+125.0%	+10
	Show Cause	SC	17	▲	+142.9%	+10
	Motor Carrier	MC	15	▲	+66.7%	+6
	Impoundment	IM	14	▲	+133.3%	+8
	Protective Order	PO	11	▼	-15.4%	-2
	Abstract	AJ	8	▲	+14.3%	+1
	Bond Forfeiture	BF	7	▼	-22.2%	-2
	Interrogatory	IN	5	▼	-16.7%	-1
	Detinue	DT	3	▲	+50.0%	+1
	Tenants Assertion	TA	1	▲	-	+1
	Petition-Restore Arms	PR	0	▼	-100.0%	-2
	Total		1,162	▲	35.7%	+306
Civil Commitments	Temporary Detention Order	TD	19	▲	+26.7%	+4
	Emergency Custody Order	EC	10	▲	+150.0%	+6
	Total		29	▲	52.6%	+10
GRAND TOTAL			5,444	▲	28.0%	+1,190

Dispositions by Major Case Category**

Category	Summary	Change	% Change	Absolute Change
Felony	181	▲	+10.4%	+17
Garnishment	314	▼	+15.4%	+42
General Civil	601	▲	+46.9%	+192
Infraction/Civil Violation	2,770	▲	+34.7%	+713
Landlord /Tenant	68	▲	+25.9%	+14
Misdemeanor	1,129	▲	+14.5%	+143
Other	352	▲	+21.0%	+61

Protective Orders	29	▲	+38.1%	+8
<i>GRAND TOTAL</i>	5,444	▲	28.0%	+1,190

2025 Overall GRAND TOTAL		Distribution of Caseload			Change*		Percentage (%) of Caseload			
<div>2025 <div></div></div> <div>2024 <div></div></div> <div>-542 -30.8%</div> <div>↓</div>	1,215	Criminal	159	13%	-23.9%	▼	-50	Criminal	2024 11.9%	2025 13.1%
		Traffic	720	59%	-43.4%	▼	-552	Traffic	72.4%	59.3%
		Civil	319	26%	24.1%	▲	+62	Civil	14.6%	26.3%
		Civil Commitments	17	1%	-10.5%	▼	-2	Civil Commitments	1.1%	1.4%
		GRAND TOTAL	1,215	100%	-30.8%	▼	-542	GRAND TOTAL	100%	100%

Dispositions by Division & Code

Division	Case Type Description	Code	Summary	Change	% Change	Absolute Change
Criminal	Misdemeanor	M	85	▼	-5.6%	-5
	Felony	F	41	▼	-46.8%	-36
	Show Cause	SC	16	▼	-23.8%	-5
	Capias	CA	10	▼	-16.7%	-2
	Civil Violation	CV	7	▼	-22.2%	-2
	Total		159	▼	-23.9%	-50
Traffic	Infraction	I	568	▼	-45.1%	-467
	Misdemeanor	M	139	▼	-37.1%	-82
	Show Cause	SC	10	↔		-
	Capias	CA	2	▼	-50.0%	-2
	Felony	F	1	▼	-50.0%	-1
	Total		720	▼	-43.4%	-552
Civil	Warrant in Debt	WD	156	▲	+143.8%	+92
	Garnishment	GA	100	▼	-2.9%	-3
	Other	OT	18	▲	+63.6%	+7
	Unlawful Detainer	UD	16	▼	-11.1%	-2
	Protective Order	PO	7	▲	+75.0%	+3
	Preliminary Protective Order	PP	6	▼	-25.0%	-2
	Admin License	AL	5	↔		-
	Interrogatory	IN	5	▼	-73.7%	-14
	Impoundment	IM	3	▲	+50.0%	+1
	Detinue	DT	1	▼	-87.5%	-7
	Motion for Judgment	MJ	1	▲	-	+1
	Show Cause	SC	1	▼	-87.5%	-7
	Abstract	AJ	0	▼	-100.0%	-6
	Counterclaim	CC	0	▼	-100.0%	-1
	Total		319	▲	24.1%	+62
Civil Commitments	Temporary Detention Order	TD	10	▼	-23.1%	-3
	Emergency Custody Order	EC	7	▲	+16.7%	+1
	Total		17	▼	-10.5%	-2
GRAND TOTAL			1,215	▼	-30.8%	-542

Dispositions by Major Case Category**

Category	Summary	Change	% Change	Absolute Change
Felony	42	▼	-46.8%	-37
Garnishment	105	▼	-13.9%	-17
General Civil	158	▲	+119.4%	+86
Infraction/Civil Violation	575	▼	-44.9%	-469
Landlord /Tenant	16	▼	-11.1%	-2
Misdemeanor	224	▼	-28.0%	-87
Other	82	▼	-17.2%	-17
Protective Orders	13	▲	+8.3%	+1
GRAND TOTAL	1,215	▼	-30.8%	-542

2025 Overall GRAND TOTAL		Distribution of Caseload			Change*		Percentage (%) of Caseload			
<div>2025 <div></div></div> <div>2024 <div></div></div> <div>+292 3.5% ↑</div>	8,578	Criminal	1,347	16%	-5.5%	▼	-78	Criminal	17.2%	15.7%
		Traffic	5,026	59%	3.3%	▲	+162	Traffic	58.7%	58.6%
		Civil	2,080	24%	15.3%	▲	+276	Civil	21.8%	24.2%
		Civil Commitments	125	1%	-35.2%	▼	-68	Civil Commitments	2.3%	1.5%
		GRAND TOTAL	8,578	100%	3.5%	▲	+292	GRAND TOTAL	100%	100%

Dispositions by Division & Code

Division	Case Type Description	Code	Summary	Change	% Change	Absolute Change
Criminal	Misdemeanor	M	796	▲	+3.4%	+26
	Felony	F	362	▼	-16.2%	-70
	Capias	CA	91	▼	-18.0%	-20
	Show Cause	SC	58	▼	-32.6%	-28
	Civil Violation	CV	40	▲	+53.8%	+14
	Total		1,347	▼	-5.5%	-78
Traffic	Infraction	I	3,846	▲	+11.3%	+389
	Misdemeanor	M	1,081	▼	-12.2%	-150
	Civil Violation	CV	35	▼	-70.8%	-85
	Felony	F	22	▲	+4.8%	+1
	Show Cause	SC	20	▲	+66.7%	+8
	Capias	CA	14	▼	-30.0%	-6
	Other	O	8	▲	-	+8
	Restricted Operators License	RL	0	▼	-100.0%	-3
	Total		5,026	▲	3.3%	+162
Civil	Warrant in Debt	WD	1,038	▲	+44.6%	+320
	Garnishment	GA	412	▲	+21.5%	+73
	Unlawful Detainer	UD	188	▼	-38.0%	-115
	Admin License	AL	74	▼	-2.6%	-2
	Detinue	DT	57	▼	-1.7%	-1
	Impoundment	IM	51	▼	-23.9%	-16
	Preliminary Protective Order	PP	50	▲	+47.1%	+16
	Show Cause	SC	48	▲	+140.0%	+28
	Other	OT	46	▼	-19.3%	-11
	Interrogatory	IN	45	▲	+45.2%	+14
	Protective Order	PO	32	▲	+10.3%	+3
	Bond Forfeiture	BF	28	▼	-15.2%	-5
	Motion for Judgment	MJ	4	▼	-63.6%	-7
	Abstract	AJ	3	▼	-86.4%	-19
	Capias	CA	2	↔	-	-
	Counterclaim	CC	1	▲	-	+1
	Tenants Assertion	TA	1	↔	-	-
	Crossclaim	CR	0	▼	-100.0%	-1
	Overweight	OC	0	▼	-100.0%	-1
	Petition-Restore Arms	PR	0	▼	-100.0%	-1
	Total		2,080	▲	15.3%	+276
Civil Commitments	Temporary Detention Order	TD	54	▼	-36.5%	-31
	Mental Commitment	MC	29	▼	-38.3%	-18
	Emergency Custody Order	EC	25	▼	-37.5%	-15
	Petition	PT	16	▲	+77.8%	+7
	Other	OT	1	▼	-90.0%	-9
	Medical Emergency Temporary Detention Order	MT	0	▼	-100.0%	-2
	Total		125	▼	-35.2%	-68
GRAND TOTAL			8,578	▲	3.5%	+292

Dispositions by Major Case Category**

Category	Summary	Change	% Change	Absolute Change
Felony	384	▼	-15.2%	-69
Garnishment	457	▲	+23.5%	+87
General Civil	1,105	▼	+37.1%	+299
Infraction/Civil Violation	3,929	▲	+9.0%	+325
Involuntary Civil Commitments	17	▼	-10.5%	-2
Landlord /Tenant	189	▼	-37.8%	-115
Misdemeanor	1,877	▼	-6.3%	-127
Other	538	▲	-18.9%	-125
Protective Orders	82	▲	+30.2%	+19
GRAND TOTAL	8,578	▲	3.5%	+292

2025 Overall GRAND TOTAL		Distribution of Caseload			Change*		Percentage (%) of Caseload		
<div>2025 <div></div></div> <div>2024 <div></div></div> <div>+649 18.7% ↑</div>	4,117	Criminal	354	9%	6.3% ▲	+21	Criminal	2024 9.6%	2025 8.6%
		Traffic	3,189	77%	19.8% ▲	+526	Traffic	76.8%	77.5%
		Civil	560	14%	22.5% ▲	+103	Civil	13.2%	13.6%
		Civil Commitments	14	0%	-6.7% ▼	-1	Civil Commitments	0.4%	0.3%
		GRAND TOTAL	4,117	100%	18.7% ▲	+649	GRAND TOTAL	100%	100%

Dispositions by Division & Code

Division	Case Type Description	Code	Summary	Change	% Change	Absolute Change
Criminal	Misdemeanor	M	209	▲	+12.4%	+23
	Felony	F	71	▼	-9.0%	-7
	Show Cause	SC	33	▲	+43.5%	+10
	Capias	CA	22	▼	-15.4%	-4
	Civil Violation	CV	19	▲	+18.8%	+3
	Motion	MO	0	▼	-100.0%	-4
	Total		354	▲	6.3%	+21
Traffic	Infraction	I	2,654	▲	+27.3%	+569
	Misdemeanor	M	516	▼	-6.4%	-35
	Capias	CA	6	▼	-40.0%	-4
	Show Cause	SC	6	▼	-50.0%	-6
	Civil Violation	CV	3	▲	+200.0%	+2
	Felony	F	3	↔		-
	Motion	MO	1	↔		-
	Total		3,189	▲	19.8%	+526
Civil	Warrant in Debt	WD	306	▲	+82.1%	+138
	Garnishment	GA	166	▲	+1.8%	+3
	Unlawful Detainer	UD	29	▼	-47.3%	-26
	Other	OT	18	▲	+80.0%	+8
	Admin License	AL	11	↔		-
	Abstract	AJ	9	▲	+125.0%	+5
	Preliminary Protective Order	PP	6	▲	+50.0%	+2
	Bond Forfeiture	BF	4	▼	-33.3%	-2
	Interrogatory	IN	4	▼	-42.9%	-3
	Protective Order	PO	3	▼	-25.0%	-1
	Detinue	DT	1	▼	-80.0%	-4
	Overweight	OC	1	▲	-	+1
	Petition-Restore Arms	PR	1	▲	-	+1
	Show Cause	SC	1	▼	-93.3%	-14
	Capias	CA	0	▼	-100.0%	-1
	Impoundment	IM	0	▼	-100.0%	-3
	Tenants Assertion	TA	0	▼	-100.0%	-1
	Total		560	▲	22.5%	+103
Civil Commitments	Emergency Custody Order	EC	7	▲	+40.0%	+2
	Temporary Detention Order	TD	7	▼	-30.0%	-3
	Total		14	▼	-6.7%	-1
GRAND TOTAL			4,117	▲	18.7%	+649

Dispositions by Major Case Category**

Category	Summary	Change	% Change	Absolute Change
Felony	74	▼	-8.6%	-7
Garnishment	170	▼		0
General Civil	309	▲	+76.6%	+134
Infraction/Civil Violation	2,677	▲	+27.4%	+575
Landlord /Tenant	29	▼	-48.2%	-27
Misdemeanor	725	▲	-1.6%	-12

Other	124	▼	-10.8%	-15
Protective Orders	9	▲	+12.5%	+1
<i>GRAND TOTAL</i>	4,117	▲	18.7%	+649

2025 Overall GRAND TOTAL		Distribution of Caseload			Change*		Percentage (%) of Caseload		
<div>2025 <div></div></div> <div>2024 <div></div></div> <div>+157 5.9% ↑</div>	2,824	Criminal	508	18%	-4.3%	▼	-23	Criminal	2024 19.9% 2025 18.0%
		Traffic	1,637	58%	15.2%	▲	+216	Traffic	53.3% 58.0%
		Civil	640	23%	-6.0%	▼	-41	Civil	25.5% 22.7%
		Civil Commitments	39	1%	14.7%	▲	+5	Civil Commitments	1.3% 1.4%
		GRAND TOTAL	2,824	100%	5.9%	▲	+157	GRAND TOTAL	100% 100%

Dispositions by Division & Code

Division	Case Type Description	Code	Summary	Change	% Change	Absolute Change
Criminal	Misdemeanor	M	290	▲	+2.1%	+6
	Felony	F	130	▼	-16.7%	-26
	Capias	CA	37	▼	-14.0%	-6
	Show Cause	SC	37	▲	+2.8%	+1
	Civil Violation	CV	14	▲	+16.7%	+2
	Total		508	▼	-4.3%	-23
Traffic	Infraction	I	1,179	▲	+11.4%	+121
	Misdemeanor	M	408	▲	+20.7%	+70
	Civil Violation	CV	19	▲	-	+19
	Capias	CA	17	▲	+70.0%	+7
	Show Cause	SC	9	↔	-	-
	Felony	F	5	▼	-16.7%	-1
	Total		1,637	▲	15.2%	+216
Civil	Warrant in Debt	WD	326	▲	+25.9%	+67
	Garnishment	GA	156	▼	-22.4%	-45
	Impoundment	IM	44	▼	-2.2%	-1
	Unlawful Detainer	UD	42	▼	-33.3%	-21
	Admin License	AL	20	▼	-39.4%	-13
	Abstract	AJ	19	▲	+171.4%	+12
	Other	OT	12	▼	-	-
	Detinue	DT	6	▼	-60.0%	-9
	Protective Order	PO	4	▼	-20.0%	-1
	Show Cause	SC	4	▼	-69.2%	-9
	Interrogatory	IN	3	▼	-82.4%	-14
	Preliminary Protective Order	PP	2	▼	-75.0%	-6
	Bond Forfeiture	BF	1	↔	-	-
	Tenants Assertion	TA	1	↔	-	-
	Overweight	OC	0	▼	-100.0%	-1
	Total		640	▼	-6.0%	-41
Civil Commitments	Temporary Detention Order	TD	26	▲	+52.9%	+9
	Emergency Custody Order	EC	13	▼	-23.5%	-4
	Total		39	▲	14.7%	+5
GRAND TOTAL			2,824	▲	5.9%	+157

Dispositions by Major Case Category**

Category	Summary	Change	% Change	Absolute Change
Felony	135	▼	-16.7%	-27
Garnishment	159	▼	-27.1%	-59
General Civil	334	▼	+20.6%	+57
Infraction/Civil Violation	1,212	▲	+13.2%	+141
Landlord /Tenant	43	▼	-32.8%	-21
Misdemeanor	698	▲	+12.2%	+76
Other	237	▲	-1.3%	-3
Protective Orders	6	▼	-53.8%	-7
GRAND TOTAL	2,824	▲	5.9%	+157

* Compared to same time period as previous year

** Case Type Categories are defined in the 2017 Virginia Judicial Workload Assessment

The data reported reflect the case management system. The case types reported may not necessitate judicial involvement.

4/14/2025 10:30:10AM

Source: SCV-SQL-Information

2025 Overall GRAND TOTAL		Distribution of Caseload			Change*		Percentage (%) of Caseload		
<div>2,924</div> <div><div>2025</div><div>2024</div></div> <div>-7 -0.2%</div>		<div>Criminal</div>	599	20%	-13.1%	▼	-90	<div>Criminal</div>	2024 23.5%
		<div>Traffic</div>	1,122	38%	-11.0%	▼	-139	<div>Traffic</div>	38.4%
		<div>Civil</div>	1,107	38%	24.1%	▲	+215	<div>Civil</div>	37.9%
		<div>Civil Commitments</div>	96	3%	7.9%	▲	+7	<div>Civil Commitments</div>	3.3%
		GRAND TOTAL	2,924	100%	-0.2%	▼	-7	GRAND TOTAL	100%

Dispositions by Division & Code

Division	Case Type Description	Code	Summary	Change	% Change	Absolute Change
Criminal	Misdemeanor	M	355	▼	-11.0%	-44
	Felony	F	110	▼	-20.9%	-29
	Capias	CA	76	▼	-10.6%	-9
	Show Cause	SC	48	▼	-12.7%	-7
	Civil Violation	CV	10	▼	-9.1%	-1
	Total		599	▼	-13.1%	-90
Traffic	Infraction	I	826	▼	-5.8%	-51
	Misdemeanor	M	231	▼	-18.4%	-52
	Other	O	43	▼	-39.4%	-28
	Capias	CA	13	▼	-27.8%	-5
	Felony	F	6	▲	+20.0%	+1
	Show Cause	SC	3	▼	-57.1%	-4
	Total		1,122	▼	-11.0%	-139
Civil	Garnishment	GA	477	▲	+53.4%	+166
	Warrant in Debt	WD	425	▲	+31.2%	+101
	Unlawful Detainer	UD	76	▼	-22.4%	-22
	Abstract	AJ	33	▲	+83.3%	+15
	Detinue	DT	30	▼	-9.1%	-3
	Admin License	AL	19	▼	-59.6%	-28
	Show Cause	SC	12	▲	+200.0%	+8
	Other	OT	9	▼	-40.0%	-6
	Protective Order	PO	7	▼	-22.2%	-2
	Bond Forfeiture	BF	6	▼	-25.0%	-2
	Impoundment	IM	4	▼	-42.9%	-3
	Preliminary Protective Order	PP	4	▼	-55.6%	-5
	Interrogatory	IN	2	↔		-
	Zoning Violation	ZO	2	▼	-71.4%	-5
	Motion for Judgment	MJ	1	▲	-	+1
	Total		1,107	▲	24.1%	+215
Civil Commitments	Mental Commitment	MC	53	▼	-1.9%	-1
	Emergency Custody Order	EC	19	▲	+90.0%	+9
	Temporary Detention Order	TD	14	▼	-33.3%	-7
	Other	OT	7	▲	+133.3%	+4
	Medical Emergency Temporary Detention Order	MT	3	▲	+200.0%	+2
	Total		96	▲	7.9%	+7
GRAND TOTAL			2,924	▼	-0.2%	-7

Dispositions by Major Case Category**

Category	Summary	Change	% Change	Absolute Change
Felony	116	▼	-19.4%	-28
Garnishment	479	▲	+53.0%	+166
General Civil	457	▲	+27.7%	+99
Infraction/Civil Violation	879	▼	-8.3%	-80
Involuntary Civil Commitments	7	▲	+133.3%	+4
Landlord /Tenant	76	▼	-22.4%	-22
Misdemeanor	588	▼	-14.7%	-101

Other	311	▲	-10.9%	-38
Protective Orders	11	▼	-38.9%	-7
<i>GRAND TOTAL</i>	2,924	▼	-0.2%	-7

2025 Overall GRAND TOTAL		Distribution of Caseload			Change*		Percentage (%) of Caseload		
<div>2025 <div></div></div> <div>2024 <div></div></div> <div>-804 -47.3%</div> <div>↓</div>	895	Criminal	77	9%	-11.5%	▼	-10	Criminal	2024 5.1% 2025 8.6%
		Traffic	717	80%	-52.9%	▼	-806	Traffic	89.6% 80.1%
		Civil	95	11%	10.5%	▲	+9	Civil	5.1% 10.6%
		Civil Commitments	6	1%	100.0%	▲	+3	Civil Commitments	0.2% 0.7%
		GRAND TOTAL	895	100%	-47.3%	▼	-804	GRAND TOTAL	100% 100%

Dispositions by Division & Code

Division	Case Type Description	Code	Summary	Change	% Change	Absolute Change
Criminal	Misdemeanor	M	46	▲	+48.4%	+15
	Felony	F	22	▼	-42.1%	-16
	Capias	CA	4	▼	-20.0%	-1
	Show Cause	SC	4	▼	-66.7%	-8
	Civil Violation	CV	1	↔		-
	Total		77	▼	-11.5%	-10
Traffic	Infraction	I	545	▼	-55.8%	-689
	Misdemeanor	M	161	▼	-43.7%	-125
	Civil Violation	CV	10	▲	+233.3%	+7
	Felony	F	1	▲	-	+1
	Total		717	▼	-52.9%	-806
Civil	Warrant in Debt	WD	58	▲	+38.1%	+16
	Garnishment	GA	12	▼	-14.3%	-2
	Overweight	OC	6	▲	+100.0%	+3
	Admin License	AL	5	▲	+25.0%	+1
	Motor Carrier	MC	3	▼	-25.0%	-1
	Unlawful Detainer	UD	3	▼	-50.0%	-3
	Preliminary Protective Order	PP	2	▼	-33.3%	-1
	Bond Forfeiture	BF	1	▼	-75.0%	-3
	Detinue	DT	1	↔		-
	Impoundment	IM	1	▲	-	+1
	Other	OT	1	▼	-75.0%	-3
	Petition-Restore Arms	PR	1	▲	-	+1
	Protective Order	PO	1	↔		-
	Total		95	▲	10.5%	+9
Civil Commitments	Temporary Detention Order	TD	4	▲	+33.3%	+1
	Emergency Custody Order	EC	2	▲	-	+2
	Total		6	▲	100.0%	+3
GRAND TOTAL			895	▼	-47.3%	-804

Dispositions by Major Case Category**

Category	Summary	Change	% Change	Absolute Change
Felony	23	▲	-39.5%	-15
Garnishment	12	▼	-14.3%	-2
General Civil	60	▲	+39.5%	+17
Infraction/Civil Violation	565	▲	-54.6%	-680
Landlord /Tenant	3	▼	-50.0%	-3
Misdemeanor	207	▲	-34.7%	-110
Other	22	▲	-31.3%	-10
Protective Orders	3	▼	-25.0%	-1
GRAND TOTAL	895	▼	-47.3%	-804

2025 Overall GRAND TOTAL		Distribution of Caseload			Change*		Percentage (%) of Caseload		
2025	3,803	<div><div></div></div>	-552	-12.7%	<div><div></div></div>		Criminal	2024	2025
								4.0%	5.6%
2024		<div><div></div></div>					Traffic	89.8%	85.0%
								5.8%	8.7%
		<div><div></div></div>					Civil	0.4%	0.7%
								0.4%	0.7%
GRAND TOTAL		3,803	100%	-12.7%	-552		GRAND TOTAL	100%	100%

Dispositions by Division & Code

Division	Case Type Description	Code	Summary	Change	% Change	Absolute Change
Criminal	Misdemeanor	M	121	▲	+37.5%	+33
	Felony	F	68	▲	+6.3%	+4
	Capias	CA	13	↔		-
	Civil Violation	CV	7	▲	+600.0%	+6
	Show Cause	SC	5	▼	-37.5%	-3
	Total		214	▲	23.0%	+40
Traffic	Infraction	I	2,742	▼	-19.4%	-662
	Misdemeanor	M	484	▼	-2.4%	-12
	Felony	F	3	▼	-25.0%	-1
	Show Cause	SC	2	↔		-
	Civil Violation	CV	1	▲	-	+1
	Capias	CA	0	▼	-100.0%	-5
	Total		3,232	▼	-17.4%	-679
Civil	Warrant in Debt	WD	162	▲	+67.0%	+65
	Garnishment	GA	86	▲	+16.2%	+12
	Unlawful Detainer	UD	19	▼	-34.5%	-10
	Impoundment	IM	13	▼	-18.8%	-3
	Other	OT	13	▲	+30.0%	+3
	Bond Forfeiture	BF	9	▲	+80.0%	+4
	Admin License	AL	7	▲	+40.0%	+2
	Preliminary Protective Order	PP	6	↔		-
	Protective Order	PO	4	↔		-
	Abstract	AJ	3	▲	+200.0%	+2
	Detinue	DT	3	▲	+50.0%	+1
	Overweight	OC	2	▲	-	+2
	Interrogatory	IN	1	↔		-
	Tenants Assertion	TA	1	▲	-	+1
	Show Cause	SC	0	▼	-100.0%	-2
	Total		329	▲	30.6%	+77
Civil Commitments	Temporary Detention Order	TD	16	▲	+60.0%	+6
	Emergency Custody Order	EC	12	▲	+50.0%	+4
	Total		28	▲	55.6%	+10
GRAND TOTAL			3,803	▼	-12.7%	-552

Dispositions by Major Case Category**

Category	Summary	Change	% Change	Absolute Change	
Felony	71	▼	+4.4%	+3	
Garnishment	87	▲	+16.0%	+12	
General Civil	165	▲	+66.7%	+66	
Infraction/Civil Violation	2,752	▲	-19.2%	-653	
Landlord /Tenant	20	▲	-31.0%	-9	
Misdemeanor	605	▲	+3.6%	+21	
Other	93	▲	+9.4%	+8	
Protective Orders	10	↔		0	
GRAND TOTAL		3,803	▼	-12.7%	-552

* Compared to same time period as previous year

** Case Type Categories are defined in the 2017 Virginia Judicial Workload Assessment

The data reported reflect the case management system. The case types reported may not necessitate judicial involvement.

4/14/2025 10:30:10AM

Source: SCV-SQL-Information

2025 Overall GRAND TOTAL		Distribution of Caseload			Change*		Percentage (%) of Caseload		
<div>2025 <div></div></div> <div>2024 <div></div></div> <div>+35 5.9% ↑</div>	629	Criminal	45	7%	-49.4%	▼	-44	Criminal	2024 15.0% 2025 7.2%
		Traffic	446	71%	15.5%	▲	+60	Traffic	65.0% 70.9%
		Civil	129	21%	16.2%	▲	+18	Civil	18.7% 20.5%
		Civil Commitments	9	1%	12.5%	▲	+1	Civil Commitments	1.3% 1.4%
		GRAND TOTAL	629	100%	5.9%	▲	+35	GRAND TOTAL	100% 100%

Dispositions by Division & Code

Division	Case Type Description	Code	Summary	Change	% Change	Absolute Change
Criminal	Misdemeanor	M	25	▼	-56.1%	-32
	Felony	F	14	▼	-30.0%	-6
	Civil Violation	CV	4	▲	+33.3%	+1
	Capias	CA	1	▼	-83.3%	-5
	Show Cause	SC	1	▼	-66.7%	-2
	Total		45	▼	-49.4%	-44
Traffic	Infraction	I	395	▲	+17.2%	+58
	Misdemeanor	M	49	▲	+16.7%	+7
	Felony	F	2	▲	+100.0%	+1
	Capias	CA	0	▼	-100.0%	-3
	Show Cause	SC	0	▼	-100.0%	-3
	Total		446	▲	15.5%	+60
Civil	Warrant in Debt	WD	59	▲	+3.5%	+2
	Garnishment	GA	26	▲	+36.8%	+7
	Other	OT	8	▲	+166.7%	+5
	Preliminary Protective Order	PP	7	▲	+40.0%	+2
	Unlawful Detainer	UD	6	▼	-45.5%	-5
	Tenants Assertion	TA	5	▲	-	+5
	Admin License	AL	4	▲	+100.0%	+2
	Protective Order	PO	4	▲	+33.3%	+1
	Abstract	AJ	2	▲	-	+2
	Detinue	DT	2	▼	-33.3%	-1
	Impoundment	IM	2	▲	+100.0%	+1
	Interrogatory	IN	2	▼	-50.0%	-2
	Show Cause	SC	2	▼	-33.3%	-1
	Total		129	▲	16.2%	+18
Civil Commitments	Temporary Detention Order	TD	6	▲	+20.0%	+1
	Emergency Custody Order	EC	3	↔	-	-
	Total		9	▲	12.5%	+1
GRAND TOTAL			629	▲	5.9%	+35

Dispositions by Major Case Category**

Category	Summary	Change	% Change	Absolute Change
Felony	16	▲	-23.8%	-5
Garnishment	28	▼	+21.7%	+5
General Civil	62	▲	+3.3%	+2
Infraction/Civil Violation	399	▲	+17.4%	+59
Landlord /Tenant	11	▲	-	0
Misdemeanor	74	▼	-25.3%	-25
Other	28	▲	-12.5%	-4
Protective Orders	11	▲	+37.5%	+3
GRAND TOTAL	629	▲	5.9%	+35

2025 Overall GRAND TOTAL		Distribution of Caseload				Change*		Percentage (%) of Caseload		
<div>2025 <div></div></div> <div>2024 <div></div></div> <div>+407 51.7% ↑</div>	1,194	Criminal	248	21%	-8.5%	▼	-23	Criminal	2024 34.4%	2025 20.8%
		Traffic	638	53%	152.2%	▲	+385	Traffic	32.1%	53.4%
		Civil	243	20%	9.5%	▲	+21	Civil	28.2%	20.4%
		Civil Commitments	65	5%	58.5%	▲	+24	Civil Commitments	5.2%	5.4%
		GRAND TOTAL	1,194	100%	51.7%	▲	+407	GRAND TOTAL	100%	100%


Dispositions by Division & Code

Division	Case Type Description	Code	Summary	Change	% Change	Absolute Change
Criminal	Misdemeanor	M	173	▲	+5.5%	+9
	Felony	F	41	▼	-31.7%	-19
	Capias	CA	18	▼	-21.7%	-5
	Show Cause	SC	16	▼	-23.8%	-5
	Civil Violation	CV	0	▼	-100.0%	-3
	Total		248	▼	-8.5%	-23
Traffic	Infraction	I	520	▲	+165.3%	+324
	Misdemeanor	M	112	▲	+107.4%	+58
	Capias	CA	2	▲	+100.0%	+1
	Felony	F	2	▲	+100.0%	+1
	Show Cause	SC	2	▲	+100.0%	+1
	Total		638	▲	152.2%	+385
Civil	Warrant in Debt	WD	106	▲	+60.6%	+40
	Garnishment	GA	63	▼	-3.1%	-2
	Impoundment	IM	28	▲	+7.7%	+2
	Unlawful Detainer	UD	14	▲	+75.0%	+6
	Detinue	DT	12	▼	-47.8%	-11
	Other	OT	11	▼	-26.7%	-4
	Admin License	AL	5	▼	-28.6%	-2
	Interrogatory	IN	1	▲	-	+1
	Preliminary Protective Order	PP	1	▼	-66.7%	-2
	Protective Order	PO	1	▼	-80.0%	-4
	Show Cause	SC	1	↔	-	-
	Abstract	AJ	0	▼	-100.0%	-2
	Bond Forfeiture	BF	0	▼	-100.0%	-1
	Total		243	▲	9.5%	+21
Civil Commitments	Mental Commitment	MC	37	▲	+42.3%	+11
	Temporary Detention Order	TD	16	▲	+300.0%	+12
	Emergency Custody Order	EC	9	▲	+28.6%	+2
	Other	OT	2	▲	-	+2
	Medical Emergency Temporary Detention Order	MT	1	▼	-75.0%	-3
	Total		65	▲	58.5%	+24
GRAND TOTAL			1,194	▲	51.7%	+407

Dispositions by Major Case Category**

Category	Summary	Change	% Change	Absolute Change
Felony	43	▲	-29.5%	-18
Garnishment	64	▲	-1.5%	-1
General Civil	122	▼	+28.4%	+27
Infraction/Civil Violation	520	▲	+161.3%	+321
Involuntary Civil Commitments	2	▲	-	+2
Landlord /Tenant	14	▲	+75.0%	+6
Misdemeanor	285	▲	+30.7%	+67
Other	142	▲	+6.8%	+9
Protective Orders	2	▼	-75.0%	-6

GRAND TOTAL	1,194	▲	51.7%	+407
-------------	-------	---	-------	------

2025 Overall GRAND TOTAL		Distribution of Caseload				Change*		Percentage (%) of Caseload				
2025	2024	1,445	-39	-2.6%		Criminal	197	14%	58.9%	▲	+73	
						Traffic	1,025	71%	-13.7%	▼	-163	
2025	2024	208	14%	28.4%	▲	+46	Civil	208	14%	28.4%	▲	+46
							Civil Commitments	15	1%	50.0%	▲	+5
		GRAND TOTAL	1,445	100%	-2.6%	▼	-39	GRAND TOTAL	100%	100%		

Dispositions by Division & Code

Division	Case Type Description	Code	Summary	Change	% Change	Absolute Change
Criminal	Misdemeanor	M	100	▲	+11.1%	+10
	Felony	F	68	▲	+300.0%	+51
	Capias	CA	10	▲	+233.3%	+7
	Show Cause	SC	10	▲	+66.7%	+4
	Civil Violation	CV	9	▲	+12.5%	+1
	Total		197	▲	58.9%	+73
Traffic	Infraction	I	909	▼	-14.6%	-156
	Misdemeanor	M	108	▼	-10.7%	-13
	Show Cause	SC	4	▲	+100.0%	+2
	Capias	CA	3	▲	-	+3
	Felony	F	1	▲	-	+1
	Total		1,025	▼	-13.7%	-163
Civil	Warrant in Debt	WD	128	▲	+172.3%	+81
	Garnishment	GA	47	▼	-9.6%	-5
	Unlawful Detainer	UD	17	▼	-51.4%	-18
	Admin License	AL	5	▲	+66.7%	+2
	Preliminary Protective Order	PP	5	↔		-
	Bond Forfeiture	BF	2	▼	-33.3%	-1
	Detinue	DT	2	▲	+100.0%	+1
	Other	OT	1	▼	-85.7%	-6
	Protective Order	PO	1	▼	-80.0%	-4
	Abstract	AJ	0	▼	-100.0%	-3
	Impoundment	IM	0	▼	-100.0%	-1
	Total		208	▲	28.4%	+46
Civil Commitments	Temporary Detention Order	TD	11	▲	+37.5%	+3
	Emergency Custody Order	EC	4	▲	+100.0%	+2
	Total		15	▲	50.0%	+5
GRAND TOTAL			1,445	▼	-2.6%	-39

Dispositions by Major Case Category**

Category	Summary	Change	% Change	Absolute Change
Felony	69	▲	+305.9%	+52
Garnishment	47	▼	-9.6%	-5
General Civil	130	▲	+165.3%	+81
Infraction/Civil Violation	918	▼	-14.4%	-155
Landlord /Tenant	17	▼	-51.4%	-18
Misdemeanor	208	▲	-1.4%	-3
Other	50	▲	+35.1%	+13
Protective Orders	6	▼	-40.0%	-4
GRAND TOTAL	1,445	▼	-2.6%	-39

2025 Overall GRAND TOTAL		Distribution of Caseload				Change*		Percentage (%) of Caseload		
<div>2025 <div></div></div> <div>2024 <div></div></div>	<div>342</div> <div>-22</div> <div>-6.0%</div> <div></div>	Criminal	88	26%	2.3%	▲	+2	Criminal	2024 23.6%	2025 25.7%
		Traffic	111	32%	-36.2%	▼	-63	Traffic	47.8%	32.5%
		Civil	130	38%	35.4%	▲	+34	Civil	26.4%	38.0%
		Civil Commitments	13	4%	62.5%	▲	+5	Civil Commitments	2.2%	3.8%
		GRAND TOTAL	342	100%	-6.0%	▼	-22	GRAND TOTAL	100%	100%

Dispositions by Division & Code

Division	Case Type Description	Code	Summary	Change	% Change	Absolute Change
Criminal	Misdemeanor	M	52	▲	+33.3%	+13
	Felony	F	26	▼	-21.2%	-7
	Capias	CA	6	▼	-33.3%	-3
	Show Cause	SC	4	↔		-
	Civil Violation	CV	0	▼	-100.0%	-1
	Total		88	▲	2.3%	+2
Traffic	Infraction	I	77	▼	-33.6%	-39
	Misdemeanor	M	32	▼	-41.8%	-23
	Felony	F	2	▼	-33.3%	-1
	Total		111	▼	-36.2%	-63
Civil	Warrant in Debt	WD	77	▲	+51.0%	+26
	Garnishment	GA	28	▲	+47.4%	+9
	Other	OT	7	▲	+75.0%	+3
	Preliminary Protective Order	PP	5	▲	+66.7%	+2
	Unlawful Detainer	UD	5	▼	-16.7%	-1
	Detinue	DT	2	▼	-33.3%	-1
	Impoundment	IM	2	▼	-33.3%	-1
	Protective Order	PO	2	↔		-
	Admin License	AL	1	▼	-50.0%	-1
	Bond Forfeiture	BF	1	▼	-66.7%	-2
	Total		130	▲	35.4%	+34
Civil Commitments	Temporary Detention Order	TD	7	▲	+133.3%	+4
	Emergency Custody Order	EC	6	▲	+50.0%	+2
	Mental Commitment	MC	0	▼	-100.0%	-1
	Total		13	▲	62.5%	+5
GRAND TOTAL			342	▼	-6.0%	-22

Dispositions by Major Case Category**

Category	Summary	Change	% Change	Absolute Change
Felony	28	▼	-22.2%	-8
Garnishment	28	▲	+47.4%	+9
General Civil	81	▲	+47.3%	+26
Infraction/Civil Violation	77	▼	-34.2%	-40
Landlord /Tenant	5	▼	-16.7%	-1
Misdemeanor	84	▼	-10.6%	-10
Other	32	▼		0
Protective Orders	7	▲	+40.0%	+2
GRAND TOTAL	342	▼	-6.0%	-22

2025 Overall GRAND TOTAL		Distribution of Caseload		Change*		Percentage (%) of Caseload			
2025	5,029	<div><div></div></div>	-628	-11.1%	<div></div>		Criminal	2024	2025
								16.5%	21.2%
2024		<div></div>					Traffic	58.7%	49.5%
								20.5%	26.8%
							Civil	4.4%	2.6%
GRAND TOTAL		5,029	100%	-11.1%			GRAND TOTAL	100%	100%

Dispositions by Division & Code

Division	Case Type Description	Code	Summary	Change	% Change	Absolute Change
Criminal	Misdemeanor	M	679	▲	+18.1%	+104
	Felony	F	237	▲	+13.4%	+28
	Capias	CA	77	▲	+24.2%	+15
	Show Cause	SC	50	▼	-19.4%	-12
	Civil Violation	CV	21	▼	-16.0%	-4
	Restricted Operators License	RL	1	▲	-	+1
	Total		1,065	▲	14.1%	+132
Traffic	Infraction	I	2,126	▼	-24.6%	-694
	Misdemeanor	M	331	▼	-30.8%	-147
	Felony	F	16	▲	+433.3%	+13
	Capias	CA	5	▼	-28.6%	-2
	Show Cause	SC	5	▼	-16.7%	-1
	Other	O	4	▲	+300.0%	+3
	Restricted Operators License	RL	1	▼	-66.7%	-2
	Total		2,488	▼	-25.0%	-830
Civil	Warrant in Debt	WD	595	▲	+77.1%	+259
	Garnishment	GA	342	▼	-4.2%	-15
	Unlawful Detainer	UD	154	▼	-34.2%	-80
	Admin License	AL	77	▲	+1.3%	+1
	Other	OT	45	▼	+2.3%	+1
	Preliminary Protective Order	PP	33	▲	+32.0%	+8
	Abstract	AJ	29	▲	+107.1%	+15
	Protective Order	PO	25	▲	+66.7%	+10
	Bond Forfeiture	BF	14	▼	-33.3%	-7
	Detinue	DT	11	▲	+22.2%	+2
	Impoundment	IM	8	▼	-55.6%	-10
	Interrogatory	IN	7	▲	+16.7%	+1
	Show Cause	SC	5	▲	+150.0%	+3
	Capias	CA	1	▲	-	+1
	Tenants Assertion	TA	1	▼	-50.0%	-1
	Total		1,347	▲	16.2%	+188
Civil Commitments	Mental Commitment	MC	52	▼	-54.8%	-63
	Temporary Detention Order	TD	39	▼	-46.6%	-34
	Emergency Custody Order	EC	19	▼	-36.7%	-11
	Other	OT	18	▼	-10.0%	-2
	Medical Emergency Temporary Detention Order	MT	1	▼	-88.9%	-8
	Total		129	▼	-47.8%	-118
GRAND TOTAL			5,029	▼	-11.1%	-628

Dispositions by Major Case Category**

Category	Summary	Change	% Change	Absolute Change
Felony	253	▲	+19.3%	+41
Garnishment	349	▲	-3.9%	-14
General Civil	608	▲	+74.7%	+260
Infraction/Civil Violation	2,151	▲	-24.4%	-695
Involuntary Civil Commitments	18	▼	-10.0%	-2
Landlord /Tenant	155	▼	-34.3%	-81

Misdemeanor	1,012	▲	-4.2%	-44
Other	425	▲	-20.7%	-111
Protective Orders	58	▲	+45.0%	+18
<i>GRAND TOTAL</i>	5,029	▼	-11.1%	-628

2025 Overall GRAND TOTAL		Distribution of Caseload			Change*		Percentage (%) of Caseload			
2025	3,275	<div><div></div></div>	-1,347	-29.1%	<div></div>		2024	2025		
Criminal		623	19%	-3.6%	▼	-23	Criminal	14.0%	19.0%	
Traffic		1,967	60%	-39.9%	▼	-1,306	Traffic	70.8%	60.1%	
Civil		610	19%	1.5%	▲	+9	Civil	13.0%	18.6%	
Civil Commitments		75	2%	-26.5%	▼	-27	Civil Commitments	2.2%	2.3%	
GRAND TOTAL		3,275	100%	-29.1%	▼	-1,347	GRAND TOTAL	100%	100%	

Dispositions by Division & Code

Division	Case Type Description	Code	Summary	Change	% Change	Absolute Change
Criminal	Misdemeanor	M	352	▼	-14.8%	-61
	Felony	F	189	▲	+50.0%	+63
	Show Cause	SC	41	▼	-22.6%	-12
	Capias	CA	35	▼	-20.5%	-9
	Civil Violation	CV	5	▼	-50.0%	-5
	Restricted Operators License	RL	1	▲	-	+1
	Total		623	▼	-3.6%	-23
Traffic	Infraction	I	1,665	▼	-41.5%	-1,182
	Misdemeanor	M	297	▼	-29.5%	-124
	Felony	F	4	▲	+300.0%	+3
	Civil Violation	CV	1	▲	-	+1
	Show Cause	SC	0	▼	-100.0%	-4
	Total		1,967	▼	-39.9%	-1,306
Civil	Warrant in Debt	WD	354	▲	+47.5%	+114
	Garnishment	GA	109	▲	+1.9%	+2
	Unlawful Detainer	UD	66	▼	-41.6%	-47
	Other	OT	27	▼	-40.0%	-18
	Protective Order	PO	15	▼	-21.1%	-4
	Preliminary Protective Order	PP	10	▼	-54.5%	-12
	Interrogatory	IN	8	▲	+700.0%	+7
	Bond Forfeiture	BF	6	▼	-50.0%	-6
	Show Cause	SC	6	▲	+100.0%	+3
	Impoundment	IM	4	▲	+300.0%	+3
	Admin License	AL	2	▼	-66.7%	-4
	Detinue	DT	2	▼	-93.3%	-28
	Abstract	AJ	1	↔	-	-
	Petition-Restore Arms	PR	0	▼	-100.0%	-1
	Total		610	▲	1.5%	+9
Civil Commitments	Mental Commitment	MC	36	▲	+80.0%	+16
	Emergency Custody Order	EC	19	▼	-45.7%	-16
	Temporary Detention Order	TD	19	▼	-57.8%	-26
	Medical Emergency Temporary Detention Order	MT	1	↔	-	-
	Other	OT	0	▼	-100.0%	-1
	Total		75	▼	-26.5%	-27
GRAND TOTAL			3,275	▼	-29.1%	-1,347

Dispositions by Major Case Category**

Category	Summary	Change	% Change	Absolute Change
Felony	193	▲	+52.0%	+66
Garnishment	117	▲	+8.3%	+9
General Civil	356	▼	+29.9%	+82
Infraction/Civil Violation	1,671	▲	-41.5%	-1,186
Involuntary Civil Commitments	0	▼	-100.0%	-1
Landlord /Tenant	66	▼	-41.6%	-47
Misdemeanor	650	▲	-22.1%	-184
Other	197	▲	-26.2%	-70

Protective Orders	25	▼	-39.0%	-16
GRAND TOTAL	3,275	▼	-29.1%	-1,347

2025 Overall GRAND TOTAL		Distribution of Caseload				Change*		Percentage (%) of Caseload		
<div>2025 <div></div></div> <div>2024 <div></div></div> <div>911</div> <div>-106 -10.4%</div> <div>↓</div>	<div>Criminal</div> <div>Traffic</div> <div>Civil</div> <div>Civil Commitments</div> <div>GRAND TOTAL</div>							2024	2025	
		220	24%	39.2%	▲	+62	Criminal	15.5%	24.1%	
		423	46%	-28.9%	▼	-172	Traffic	58.5%	46.4%	
		231	25%	10.5%	▲	+22	Civil	20.6%	25.4%	
		37	4%	-32.7%	▼	-18	Civil Commitments	5.4%	4.1%	
		911	100%	-10.4%	▼	-106	GRAND TOTAL	100%	100%	

Dispositions by Division & Code

Division	Case Type Description	Code	Summary	Change	% Change	Absolute Change
Criminal	Misdemeanor	M	164	▲	+45.1%	+51
	Felony	F	34	▲	+88.9%	+16
	Show Cause	SC	15	▲	+7.1%	+1
	Civil Violation	CV	5	▼	-16.7%	-1
	Capias	CA	2	▼	-71.4%	-5
	Total		220	▲	39.2%	+62
Traffic	Infraction	I	337	▼	-28.9%	-137
	Misdemeanor	M	82	▼	-26.1%	-29
	Show Cause	SC	4	▲	+100.0%	+2
	Capias	CA	0	▼	-100.0%	-2
	Civil Violation	CV	0	▼	-100.0%	-1
	Other	O	0	▼	-100.0%	-5
	Total		423	▼	-28.9%	-172
Civil	Warrant in Debt	WD	102	▲	+100.0%	+51
	Unlawful Detainer	UD	48	▼	-25.0%	-16
	Garnishment	GA	36	▼	-12.2%	-5
	Other	OT	14	▲	+75.0%	+6
	Preliminary Protective Order	PP	13	▲	+8.3%	+1
	Protective Order	PO	9	↔		-
	Admin License	AL	7	▼	-41.7%	-5
	Detinue	DT	1	↔		-
	Show Cause	SC	1	▼	-75.0%	-3
	Capias	CA	0	▼	-100.0%	-3
	Interrogatory	IN	0	▼	-100.0%	-3
	Tenants Assertion	TA	0	▼	-100.0%	-1
	Total		231	▲	10.5%	+22
Civil Commitments	Emergency Custody Order	EC	15	▲	+25.0%	+3
	Temporary Detention Order	TD	13	▼	-53.6%	-15
	Mental Commitment	MC	9	▼	-40.0%	-6
	Total		37	▼	-32.7%	-18
GRAND TOTAL			911	▼	-10.4%	-106

Dispositions by Major Case Category**

Category	Summary	Change	% Change	Absolute Change
Felony	34	▲	+88.9%	+16
Garnishment	36	▼	-18.2%	-8
General Civil	103	▲	+98.1%	+51
Infraction/Civil Violation	342	▼	-29.6%	-144
Landlord /Tenant	48	▼	-26.2%	-17
Misdemeanor	246	▲	+9.8%	+22
Other	80	▼	-25.2%	-27
Protective Orders	22	▲	+4.8%	+1
GRAND TOTAL	911	▼	-10.4%	-106

2025 Overall GRAND TOTAL		Distribution of Caseload			Change*		Percentage (%) of Caseload		
<div>2025 <div></div></div> <div>2024 <div></div></div> <div>4,022</div> <div>-60 -1.5%</div> <div></div>	<div>Criminal</div> <div>Traffic</div> <div>Civil</div> <div>Civil Commitments</div> <div>GRAND TOTAL</div>							2024	2025
		575	14%	9.5%	▲	+50	Criminal	12.9%	14.3%
		2,780	69%	-9.7%	▼	-297	Traffic	75.4%	69.1%
		610	15%	47.0%	▲	+195	Civil	10.2%	15.2%
		57	1%	-12.3%	▼	-8	Civil Commitments	1.6%	1.4%
		4,022	100%	-1.5%	▼	-60	GRAND TOTAL	100%	100%

Dispositions by Division & Code

Division	Case Type Description	Code	Summary	Change	% Change	Absolute Change
Criminal	Misdemeanor	M	361	▼	-1.1%	-4
	Felony	F	132	▲	+76.0%	+57
	Capias	CA	43	▼	-18.9%	-10
	Show Cause	SC	26	▲	+23.8%	+5
	Civil Violation	CV	13	▲	+18.2%	+2
	Total		575	▲	9.5%	+50
Traffic	Infraction	I	2,149	▼	-15.1%	-381
	Misdemeanor	M	606	▲	+17.0%	+88
	Capias	CA	13	▲	+30.0%	+3
	Felony	F	9	▲	+50.0%	+3
	Show Cause	SC	2	▼	-66.7%	-4
	Civil Violation	CV	1	▼	-83.3%	-5
	Restricted Operators License	RL	0	▼	-100.0%	-1
	Total		2,780	▼	-9.7%	-297
Civil	Warrant in Debt	WD	310	▲	+84.5%	+142
	Garnishment	GA	174	▲	+43.8%	+53
	Unlawful Detainer	UD	36	▲	+44.0%	+11
	Other	OT	19	▼	-17.4%	-4
	Protective Order	PO	19	▲	+26.7%	+4
	Admin License	AL	12	▲	+9.1%	+1
	Preliminary Protective Order	PP	12	▼	-25.0%	-4
	Detinue	DT	8	▼	-55.6%	-10
	Bond Forfeiture	BF	5	↔		-
	Motion for Judgment	MJ	5	▲	+400.0%	+4
	Tenants Assertion	TA	3	▲	-	+3
	Abstract	AJ	2	▼	-71.4%	-5
	Petition-Restore Arms	PR	2	▲	-	+2
	Show Cause	SC	2	▼	-33.3%	-1
	Impoundment	IM	1	▲	-	+1
	Crossclaim	CR	0	▼	-100.0%	-1
	Interrogatory	IN	0	▼	-100.0%	-1
	Total		610	▲	47.0%	+195
Civil Commitments	Emergency Custody Order	EC	31	▲	+3.3%	+1
	Temporary Detention Order	TD	26	▼	-25.7%	-9
	Total		57	▼	-12.3%	-8
GRAND TOTAL			4,022	▼	-1.5%	-60

Dispositions by Major Case Category**

Category	Summary	Change	% Change	Absolute Change
Felony	141	▲	+74.1%	+60
Garnishment	174	▼	+42.6%	+52
General Civil	325	▲	+73.8%	+138
Infraction/Civil Violation	2,163	▼	-15.1%	-384
Landlord /Tenant	39	▲	+56.0%	+14
Misdemeanor	967	▼	+9.4%	+83
Other	182	▲	-11.2%	-23

* Compared to same time period as previous year

** Case Type Categories are defined in the 2017 Virginia Judicial Workload Assessment

The data reported reflect the case management system. The case types reported may not necessitate judicial involvement.

4/14/2025 10:30:10AM

Source: SCV-SQL-Information

Protective Orders	31	▲		0
<i>GRAND TOTAL</i>	4,022	▼	-1.5%	-60

2025 Overall GRAND TOTAL		Distribution of Caseload			Change*		Percentage (%) of Caseload			
<div>2025 <div></div></div> <div>2024 <div></div></div> <div>+142 5.5% ↑</div>	2,739	Criminal	558	20%	-7.0%	▼	-42	Criminal	2024 23.1%	2025 20.4%
		Traffic	1,659	61%	6.6%	▲	+103	Traffic	59.9%	60.6%
		Civil	427	16%	26.7%	▲	+90	Civil	13.0%	15.6%
		Civil Commitments	95	3%	-8.7%	▼	-9	Civil Commitments	4.0%	3.5%
		GRAND TOTAL	2,739	100%	5.5%	▲	+142	GRAND TOTAL	100%	100%

Dispositions by Division & Code

Division	Case Type Description	Code	Summary	Change	% Change	Absolute Change
Criminal	Misdemeanor	M	288	▼	-4.3%	-13
	Felony	F	175	▲	+0.6%	+1
	Capias	CA	89	▼	-7.3%	-7
	Show Cause	SC	4	▼	-71.4%	-10
	Civil Violation	CV	2	▼	-86.7%	-13
	Total		558	▼	-7.0%	-42
Traffic	Infraction	I	1,290	▲	+3.8%	+47
	Misdemeanor	M	348	▲	+18.8%	+55
	Capias	CA	12	▲	+200.0%	+8
	Felony	F	6	↔		-
	Show Cause	SC	2	▲	-	+2
	Civil Violation	CV	1	▼	-90.0%	-9
	Total		1,659	▲	6.6%	+103
Civil	Warrant in Debt	WD	187	▲	+55.8%	+67
	Unlawful Detainer	UD	78	▲	+85.7%	+36
	Garnishment	GA	72	▼	-4.0%	-3
	Other	OT	24	▲	-17.2%	-5
	Preliminary Protective Order	PP	18	↔		-
	Protective Order	PO	16	↔		-
	Admin License	AL	10	▼	-44.4%	-8
	Impoundment	IM	7	▲	+600.0%	+6
	Bond Forfeiture	BF	6	▼	-33.3%	-3
	Show Cause	SC	6	▲	+200.0%	+4
	Abstract	AJ	1	▼	-50.0%	-1
	Detinue	DT	1	▼	-66.7%	-2
	Tenants Assertion	TA	1	↔		-
	Restricted Operators License	RL	0	▼	-100.0%	-1
	Total		427	▲	26.7%	+90
Civil Commitments	Mental Commitment	MC	84	▼	-9.7%	-9
	Temporary Detention Order	TD	8	▲	+33.3%	+2
	Emergency Custody Order	EC	3	▼	-40.0%	-2
	Total		95	▼	-8.7%	-9
GRAND TOTAL			2,739	▲	5.5%	+142

Dispositions by Major Case Category**

Category	Summary	Change	% Change	Absolute Change
Felony	181	▲	+0.6%	+1
Garnishment	72	▼	-4.0%	-3
General Civil	190	▲	+53.2%	+66
Infraction/Civil Violation	1,293	▼	+2.0%	+25
Landlord /Tenant	79	▲	+83.7%	+36
Misdemeanor	636	▼	+6.9%	+41
Other	254	▲	-8.6%	-24
Protective Orders	34	↔		0
GRAND TOTAL	2,739	▲	5.5%	+142

2025 Overall GRAND TOTAL		Distribution of Caseload			Change*		Percentage (%) of Caseload			
<div>2025 <div></div></div> <div>2024 <div></div></div>	<div>4,946</div> <div>-316 -6.0%</div> <div>↓</div>	Criminal	432	9%	-6.1%	▼	-28	Criminal	8.7%	8.7%
		Traffic	3,851	78%	-3.6%	▼	-143	Traffic	75.9%	77.9%
		Civil	400	8%	-19.0%	▼	-94	Civil	9.4%	8.1%
		Civil Commitments	263	5%	-16.2%	▼	-51	Civil Commitments	6.0%	5.3%
		GRAND TOTAL	4,946	100%	-6.0%	▼	-316	GRAND TOTAL	100%	100%

Dispositions by Division & Code

Division	Case Type Description	Code	Summary	Change	% Change	Absolute Change
Criminal	Misdemeanor	M	265	▼	-7.3%	-21
	Felony	F	95	▲	+10.5%	+9
	Capias	CA	44	▼	-37.1%	-26
	Show Cause	SC	17	▲	+70.0%	+7
	Civil Violation	CV	11	▲	+37.5%	+3
	Total		432	▼	-6.1%	-28
Traffic	Infraction	I	2,441	▼	-16.9%	-497
	Misdemeanor	M	1,351	▲	+34.8%	+349
	Capias	CA	38	▲	+22.6%	+7
	Show Cause	SC	9	▼	-18.2%	-2
	Civil Violation	CV	6	▼	-25.0%	-2
	Felony	F	5	▲	+25.0%	+1
	Restricted Operators License	RL	1	▲	-	+1
	Total		3,851	▼	-3.6%	-143
Civil	Warrant in Debt	WD	213	▲	+23.1%	+40
	Garnishment	GA	108	▼	-41.6%	-77
	Unlawful Detainer	UD	38	▼	-5.0%	-2
	Other	OT	14	▲	-70.2%	-33
	Protective Order	PO	10	▼	-23.1%	-3
	Preliminary Protective Order	PP	8	▼	-46.7%	-7
	Detinue	DT	4	↔		-
	Admin License	AL	3	▼	-25.0%	-1
	Abstract	AJ	1	▼	-50.0%	-1
	Bond Forfeiture	BF	1	▼	-50.0%	-1
	Impoundment	IM	0	▼	-100.0%	-2
	Interrogatory	IN	0	▼	-100.0%	-1
	Overweight	OC	0	▼	-100.0%	-1
	Show Cause	SC	0	▼	-100.0%	-5
	Total		400	▼	-19.0%	-94
Civil Commitments	Mental Commitment	MC	216	▼	-16.0%	-41
	Other	OT	18	▲	+5.9%	+1
	Emergency Custody Order	EC	15	▼	-11.8%	-2
	Temporary Detention Order	TD	14	▼	-33.3%	-7
	Medical Emergency Temporary Detention Order	MT	0	▼	-100.0%	-2
	Total		263	▼	-16.2%	-51
GRAND TOTAL			4,946	▼	-6.0%	-316

Dispositions by Major Case Category**

Category	Summary	Change	% Change	Absolute Change
Felony	100	▲	+11.1%	+10
Garnishment	108	▼	-41.9%	-78
General Civil	218	▲	+23.2%	+41
Infraction/Civil Violation	2,458	▼	-16.8%	-497
Involuntary Civil Commitments	18	▲	+5.9%	+1
Landlord /Tenant	38	▼	-5.0%	-2
Misdemeanor	1,617	▲	+25.5%	+329

Other	371	▼	-22.9%	-110
Protective Orders	18	▼	-35.7%	-10
<i>GRAND TOTAL</i>	4,946	▼	-6.0%	-316

2025 Overall GRAND TOTAL		Distribution of Caseload			Change*		Percentage (%) of Caseload		
<div>2025 <div></div></div> <div>2024 <div></div></div> <div>+655 16.2%</div> <div>↑</div>	4,687	Criminal	663	14%	8.9% ▲	+54	Criminal	2024 15.1%	2025 14.1%
		Traffic	3,276	70%	22.0% ▲	+590	Traffic	66.6%	69.9%
		Civil	673	14%	0.0% ↔	0	Civil	16.7%	14.4%
		Civil Commitments	75	2%	17.2% ▲	+11	Civil Commitments	1.6%	1.6%
		GRAND TOTAL	4,687	100%	16.2% ▲	+655	GRAND TOTAL	100%	100%

Dispositions by Division & Code

Division	Case Type Description	Code	Summary	Change	% Change	Absolute Change
Criminal	Misdemeanor	M	333	▲	+3.7%	+12
	Felony	F	214	▲	+4.4%	+9
	Capias	CA	81	▲	+65.3%	+32
	Show Cause	SC	32	▲	+28.0%	+7
	Civil Violation	CV	3	▼	-66.7%	-6
	Total		663	▲	8.9%	+54
Traffic	Infraction	I	2,842	▲	+24.9%	+566
	Misdemeanor	M	402	▲	+4.1%	+16
	Capias	CA	15	▲	+66.7%	+6
	Show Cause	SC	7	▲	+75.0%	+3
	Civil Violation	CV	6	▲	-	+6
	Felony	F	4	▼	-63.6%	-7
	Total		3,276	▲	22.0%	+590
Civil	Warrant in Debt	WD	377	▲	+35.6%	+99
	Garnishment	GA	125	▼	-51.6%	-133
	Unlawful Detainer	UD	37	▼	-32.7%	-18
	Protective Order	PO	34	▲	+142.9%	+20
	Other	OT	27	▼	-25.0%	-9
	Preliminary Protective Order	PP	25	▲	+257.1%	+18
	Detinue	DT	14	▲	+366.7%	+11
	Impoundment	IM	13	▲	+85.7%	+6
	Admin License	AL	11	▲	+175.0%	+7
	Bond Forfeiture	BF	6	▲	+500.0%	+5
	Show Cause	SC	2	▲	+100.0%	+1
	Abstract	AJ	1	▼	-80.0%	-4
	Petition-Restore Arms	PR	1	↔	-	-
	Capias	CA	0	▼	-100.0%	-1
	Interrogatory	IN	0	▼	-100.0%	-1
	Overweight	OC	0	▼	-100.0%	-1
	Total		673		0.0%	0
Civil Commitments	Emergency Custody Order	EC	39	▲	+56.0%	+14
	Temporary Detention Order	TD	35	▼	-10.3%	-4
	Medical Emergency Temporary Detention Order	MT	1	▲	-	+1
	Total		75	▲	17.2%	+11
GRAND TOTAL			4,687	▲	16.2%	+655

Dispositions by Major Case Category**

Category	Summary	Change	% Change	Absolute Change
Felony	218	▼	+0.9%	+2
Garnishment	125	▼	-51.7%	-134
General Civil	394	▲	+38.7%	+110
Infraction/Civil Violation	2,851	▲	+24.7%	+565
Landlord /Tenant	37	▼	-32.7%	-18
Misdemeanor	735	▲	+4.0%	+28
Other	268	▲	+31.4%	+64
Protective Orders	59	▲	+181.0%	+38

GRAND TOTAL	4,687	▲	16.2%	+655
-------------	-------	---	-------	------

2025 Overall GRAND TOTAL		Distribution of Caseload				Change*		Percentage (%) of Caseload		
<div>2025 <div></div></div> <div>2024 <div></div></div> <div>-181 -12.1%</div> <div>↓</div>	1,315	Criminal	227	17%	-26.1%	▼	-80	Criminal	2024 20.5%	2025 17.3%
		Traffic	700	53%	-8.0%	▼	-61	Traffic	50.9%	53.2%
		Civil	380	29%	-9.7%	▼	-41	Civil	28.1%	28.9%
		Civil Commitments	8	1%	14.3%	▲	+1	Civil Commitments	0.5%	0.6%
		GRAND TOTAL	1,315	100%	-12.1%	▼	-181	GRAND TOTAL	100%	100%

Dispositions by Division & Code

Division	Case Type Description	Code	Summary	Change	% Change	Absolute Change
Criminal	Misdemeanor	M	135	▼	-4.9%	-7
	Felony	F	40	▼	-42.0%	-29
	Capias	CA	32	▼	-8.6%	-3
	Show Cause	SC	15	▼	-70.6%	-36
	Civil Violation	CV	5	▼	-50.0%	-5
	Total		227	▼	-26.1%	-80
Traffic	Infraction	I	552	▲	+26.0%	+114
	Misdemeanor	M	111	▲	+29.1%	+25
	Capias	CA	20	▲	+25.0%	+4
	Show Cause	SC	15	▼	-93.2%	-206
	Felony	F	2	▲	-	+2
	Total		700	▼	-8.0%	-61
Civil	Warrant in Debt	WD	281	▲	+3.3%	+9
	Garnishment	GA	51	▼	-44.0%	-40
	Preliminary Protective Order	PP	10	▼	-23.1%	-3
	Protective Order	PO	9	▲	+350.0%	+7
	Other	OT	6	▼	-73.9%	-17
	Bond Forfeiture	BF	5	▼	-16.7%	-1
	Admin License	AL	4	▲	-	+4
	Unlawful Detainer	UD	4	▼	-33.3%	-2
	Detinue	DT	3	▲	+200.0%	+2
	Show Cause	SC	3	▲	+200.0%	+2
	Overweight	OC	2	▲	+100.0%	+1
	Abstract	AJ	1	▼	-75.0%	-3
	Tenants Assertion	TA	1	▲	-	+1
	Impoundment	IM	0	▼	-100.0%	-1
	Total		380	▼	-9.7%	-41
Civil Commitments	Emergency Custody Order	EC	5	▲	+66.7%	+2
	Temporary Detention Order	TD	3	▼	-25.0%	-1
	Total		8	▲	14.3%	+1
GRAND TOTAL			1,315	▼	-12.1%	-181

Dispositions by Major Case Category**

Category	Summary	Change	% Change	Absolute Change
Felony	42	▲	-39.1%	-27
Garnishment	51	▼	-44.0%	-40
General Civil	284	▲	+4.0%	+11
Infraction/Civil Violation	559	▲	+24.5%	+110
Landlord /Tenant	5	▲	-16.7%	-1
Misdemeanor	246	▲	+7.9%	+18
Other	109	▲	-70.1%	-256
Protective Orders	19	▲	+26.7%	+4
GRAND TOTAL	1,315	▼	-12.1%	-181

2025 Overall GRAND TOTAL		Distribution of Caseload			Change*		Percentage (%) of Caseload		
<div>2025 <div></div></div> <div>2024 <div></div></div> <div><div>624</div><div>+113</div><div>22.1%</div><div>↑</div></div>		Criminal	270	43%	46.7%	▲	+86	Criminal	2024 36.0% 2025 43.3%
		Traffic	165	26%	12.2%	▲	+18	Traffic	28.8% 26.4%
		Civil	152	24%	4.8%	▲	+7	Civil	28.4% 24.4%
		Civil Commitments	37	6%	5.7%	▲	+2	Civil Commitments	6.8% 5.9%
		GRAND TOTAL	624	100%	22.1%	▲	+113	GRAND TOTAL	100% 100%

Dispositions by Division & Code

Division	Case Type Description	Code	Summary	Change	% Change	Absolute Change
Criminal	Misdemeanor	M	136	▲	+56.3%	+49
	Felony	F	92	▲	+39.4%	+26
	Capias	CA	30	▲	+36.4%	+8
	Show Cause	SC	8	▲	+33.3%	+2
	Civil Violation	CV	4	▲	+100.0%	+2
	Restricted Operators License	RL	0	▼	-100.0%	-1
	Total		270	▲	46.7%	+86
Traffic	Infraction	I	107	▼	-2.7%	-3
	Misdemeanor	M	53	▲	+71.0%	+22
	Capias	CA	5	▼	-16.7%	-1
	Total		165	▲	12.2%	+18
Civil	Warrant in Debt	WD	76	▲	+52.0%	+26
	Garnishment	GA	31	▼	-53.0%	-35
	Protective Order	PO	12	▲	+500.0%	+10
	Other	OT	11	▲	+83.3%	+5
	Unlawful Detainer	UD	8	▲	+14.3%	+1
	Admin License	AL	4	▲	+100.0%	+2
	Impoundment	IM	3	▼	-57.1%	-4
	Preliminary Protective Order	PP	3	▲	-	+3
	Show Cause	SC	2	↔	-	-
	Bond Forfeiture	BF	1	▲	-	+1
	Detinue	DT	1	▼	-66.7%	-2
	Total		152	▲	4.8%	+7
Civil Commitments	Mental Commitment	MC	19	▼	-9.5%	-2
	Temporary Detention Order	TD	12	▲	+33.3%	+3
	Emergency Custody Order	EC	4	▲	+33.3%	+1
	Other	OT	2	↔	-	-
	Total		37	▲	5.7%	+2
GRAND TOTAL			624	▲	22.1%	+113

Dispositions by Major Case Category**

Category	Summary	Change	% Change	Absolute Change
Felony	92	▲	+39.4%	+26
Garnishment	31	▼	-53.0%	-35
General Civil	79	▼	+43.6%	+24
Infraction/Civil Violation	111	▲	-0.9%	-1
Involuntary Civil Commitments	2	↔	-	0
Landlord /Tenant	8	▲	+14.3%	+1
Misdemeanor	189	▲	+58.8%	+70
Other	97	▲	+18.3%	+15
Protective Orders	15	▲	+650.0%	+13
GRAND TOTAL	624	▲	22.1%	+113

2025 Overall GRAND TOTAL		Distribution of Caseload				Change*		Percentage (%) of Caseload				
2025	2024	1,591	+15 1.0%	↑	Criminal	347	22%	-18.2% ▼	-77	Criminal	2024	2025
					Traffic	698	44%	-0.9% ▼	-6	Traffic	26.9%	21.8%
					Civil	446	28%	21.9% ▲	+80	Civil	44.7%	43.9%
					Civil Commitments	100	6%	22.0% ▲	+18	Civil Commitments	23.2%	28.0%
					GRAND TOTAL	1,591	100%	1.0% ▲	+15	GRAND TOTAL	5.2%	6.3%
											100%	100%

Dispositions by Division & Code

Division	Case Type Description	Code	Summary	Change	% Change	Absolute Change
Criminal	Misdemeanor	M	153	▲	+3.4%	+5
	Show Cause	SC	81	▲	+11.0%	+8
	Felony	F	67	▼	-57.6%	-91
	Capias	CA	38	▼	-9.5%	-4
	Civil Violation	CV	8	▲	+166.7%	+5
	Total		347	▼	-18.2%	-77
Traffic	Infraction	I	326	▼	-4.4%	-15
	Show Cause	SC	162	▼	-27.4%	-61
	Misdemeanor	M	149	▲	+35.5%	+39
	Capias	CA	46	▲	+100.0%	+23
	Felony	F	10	▲	+66.7%	+4
	Civil Violation	CV	4	▲	-	+4
	Restricted Operators License	RL	1	↔	-	-
	Total		698	▼	-0.9%	-6
Civil	Warrant in Debt	WD	267	▲	+39.1%	+75
	Garnishment	GA	64	▼	-32.6%	-31
	Other	OT	27	▼	-10.0%	-3
	Bond Forfeiture	BF	19	▲	+35.7%	+5
	Preliminary Protective Order	PP	15	▲	+66.7%	+6
	Protective Order	PO	12	▲	+1,100.0%	+11
	Unlawful Detainer	UD	12	▼	-25.0%	-4
	Detinue	DT	9	▲	-	+9
	Admin License	AL	7	▲	+250.0%	+5
	Impoundment	IM	6	▲	+500.0%	+5
	Show Cause	SC	3	▲	-	+3
	Abstract	AJ	2	▲	+100.0%	+1
	Interrogatory	IN	2	▲	-	+2
	Petition-Restore Arms	PR	1	▼	-50.0%	-1
	Motion for Judgment	MJ	0	▼	-100.0%	-1
	Overweight	OC	0	▼	-100.0%	-2
	Total		446	▲	21.9%	+80
Civil Commitments	Mental Commitment	MC	65	▲	+3.2%	+2
	Temporary Detention Order	TD	16	▲	+60.0%	+6
	Emergency Custody Order	EC	15	▲	+87.5%	+7
	Other	OT	4	▲	+300.0%	+3
	Total		100	▲	22.0%	+18
GRAND TOTAL			1,591	▲	1.0%	+15

Dispositions by Major Case Category**

Category	Summary	Change	% Change	Absolute Change
Felony	77	▲	-53.0%	-87
Garnishment	66	▲	-30.5%	-29
General Civil	277	▲	+38.5%	+77
Infraction/Civil Violation	338	▲	-2.3%	-8
Involuntary Civil Commitments	4	▲	+300.0%	+3
Landlord /Tenant	12	▼	-25.0%	-4

Misdemeanor	303	▲	+17.0%	+44
Other	487	▲	+0.4%	+2
Protective Orders	27	▲	+170.0%	+17
<i>GRAND TOTAL</i>	1,591	▲	1.0%	+15

2025 Overall GRAND TOTAL		Distribution of Caseload			Change*		Percentage (%) of Caseload		
<div>2025 <div></div></div> <div>2024 <div></div></div> <div>+200 8.0%</div> <div>↑</div>	2,710	Criminal	658	24%	-15.6%	▼	-122	Criminal	2024 31.1% 2025 24.3%
		Traffic	1,422	52%	23.7%	▲	+272	Traffic	45.8% 52.5%
		Civil	602	22%	9.7%	▲	+53	Civil	21.9% 22.2%
		Civil Commitments	28	1%	-9.7%	▼	-3	Civil Commitments	1.2% 1.0%
		GRAND TOTAL	2,710	100%	8.0%	▲	+200	GRAND TOTAL	100% 100%

Dispositions by Division & Code

Division	Case Type Description	Code	Summary	Change	% Change	Absolute Change
Criminal	Misdemeanor	M	391	▼	-17.3%	-82
	Felony	F	150	▼	-20.6%	-39
	Capias	CA	82	▲	+10.8%	+8
	Civil Violation	CV	25	▼	-13.8%	-4
	Show Cause	SC	9	▼	-35.7%	-5
	Restricted Operators License	RL	1	↔		-
	Total		658	▼	-15.6%	-122
Traffic	Infraction	I	1,120	▲	+28.6%	+249
	Misdemeanor	M	268	▲	+5.1%	+13
	Capias	CA	21	▲	+110.0%	+11
	Felony	F	8	▼	-33.3%	-4
	Show Cause	SC	4	▲	+300.0%	+3
	Civil Violation	CV	1	▲	-	+1
	Restricted Operators License	RL	0	▼	-100.0%	-1
	Total		1,422	▲	23.7%	+272
Civil	Warrant in Debt	WD	285	▲	+59.2%	+106
	Garnishment	GA	158	▲	+6.0%	+9
	Unlawful Detainer	UD	43	▼	-27.1%	-16
	Other	OT	40	▼	-23.1%	-12
	Bond Forfeiture	BF	23	▲	+4.5%	+1
	Detinue	DT	12	▼	-61.3%	-19
	Preliminary Protective Order	PP	12	▼	-53.8%	-14
	Impoundment	IM	7	↔		-
	Admin License	AL	6	▲	+20.0%	+1
	Interrogatory	IN	6	▲	-	+6
	Protective Order	PO	5	▼	-66.7%	-10
	Abstract	AJ	2	↔		-
	Show Cause	SC	2	▲	-	+2
	Petition-Restore Arms	PR	1	↔		-
	Motion for Judgment	MJ	0	▼	-100.0%	-1
	Total		602	▲	9.7%	+53
Civil Commitments	Temporary Detention Order	TD	15	▼	-28.6%	-6
	Emergency Custody Order	EC	13	▲	+44.4%	+4
	Mental Commitment	MC	0	▼	-100.0%	-1
	Total		28	▼	-9.7%	-3
GRAND TOTAL			2,710	▲	8.0%	+200

Dispositions by Major Case Category**

Category	Summary	Change	% Change	Absolute Change
Felony	158	▼	-21.4%	-43
Garnishment	164	▲	+10.1%	+15
General Civil	300	▼	+38.2%	+83
Infraction/Civil Violation	1,146	▲	+27.3%	+246
Landlord /Tenant	43	▼	-27.1%	-16
Misdemeanor	660	▼	-9.6%	-70
Other	222	▲	+4.2%	+9

Protective Orders	17	▼	-58.5%	-24
<i>GRAND TOTAL</i>	2,710	▲	8.0%	+200

2025 Overall GRAND TOTAL		Distribution of Caseload				Change*		Percentage (%) of Caseload		
<div>1,300</div> <div><div>2025</div><div>2024</div></div> <div>-28 -2.1%</div> <div>↓</div>		<div>Criminal</div>	329	25%	31.6%	▲	+79	<div>Criminal</div>	2024 18.8%	2025 25.3%
		<div>Traffic</div>	692	53%	-19.1%	▼	-163	<div>Traffic</div>	64.4%	53.2%
		<div>Civil</div>	275	21%	29.7%	▲	+63	<div>Civil</div>	16.0%	21.2%
		<div>Civil Commitments</div>	4	0%	-63.6%	▼	-7	<div>Civil Commitments</div>	0.8%	0.3%
		<div>GRAND TOTAL</div>	1,300	100%	-2.1%	▼	-28	<div>GRAND TOTAL</div>	100%	100%

Dispositions by Division & Code

Division	Case Type Description	Code	Summary	Change	% Change	Absolute Change
Criminal	Misdemeanor	M	193	▲	+36.9%	+52
	Felony	F	90	▲	+28.6%	+20
	Capias	CA	26	▲	+23.8%	+5
	Show Cause	SC	15	▲	+25.0%	+3
	Civil Violation	CV	5	↔		-
	Restricted Operators License	RL	0	▼	-100.0%	-1
	Total		329	▲	31.6%	+79
Traffic	Infraction	I	527	▼	-25.0%	-176
	Misdemeanor	M	150	▲	+9.5%	+13
	Capias	CA	6	↔		-
	Show Cause	SC	5	↔		-
	Felony	F	4	↔		-
	Total		692	▼	-19.1%	-163
Civil	Warrant in Debt	WD	132	▲	+140.0%	+77
	Garnishment	GA	36	▼	-43.8%	-28
	Other	OT	28	▼	-12.5%	-4
	Preliminary Protective Order	PP	25	▲	+47.1%	+8
	Unlawful Detainer	UD	24	▲	+50.0%	+8
	Protective Order	PO	16	▲	+6.7%	+1
	Detinue	DT	5	▲	+66.7%	+2
	Tenants Assertion	TA	2	▲	-	+2
	Abstract	AJ	1	▲	-	+1
	Admin License	AL	1	↔		-
	Capias	CA	1	▲	-	+1
	Impoundment	IM	1	▼	-66.7%	-2
	Interrogatory	IN	1	↔		-
	Overweight	OC	1	↔		-
	Show Cause	SC	1	▼	-66.7%	-2
	Restricted Operators License	RL	0	▼	-100.0%	-1
	Total		275	▲	29.7%	+63
Civil Commitments	Temporary Detention Order	TD	3	↔		-
	Medical Emergency Temporary Detention Order	MT	1	▲	-	+1
	Emergency Custody Order	EC	0	▼	-100.0%	-8
	Total		4	▼	-63.6%	-7
GRAND TOTAL			1,300	▼	-2.1%	-28

Dispositions by Major Case Category**

Category	Summary	Change	% Change	Absolute Change
Felony	94	▲	+27.0%	+20
Garnishment	37	▼	-43.1%	-28
General Civil	137	▲	+124.6%	+76
Infraction/Civil Violation	533	▼	-24.8%	-176
Landlord /Tenant	26	▲	+62.5%	+10
Misdemeanor	343	▼	+22.5%	+63
Other	89	▲	-2.2%	-2
Protective Orders	41	▲	+28.1%	+9

GRAND TOTAL	1,300	▼	-2.1%	-28
-------------	-------	---	-------	-----

2025 Overall GRAND TOTAL		Distribution of Caseload			Change*		Percentage (%) of Caseload			
<div>2025 <div></div></div> <div>2024 <div></div></div>	<div>1,709</div> <div>-62</div> <div>-3.5%</div> <div></div>	Criminal	399	23%	27.5%	▲	+86	Criminal	2024 17.7%	2025 23.3%
		Traffic	1,104	65%	-13.1%	▼	-167	Traffic	71.8%	64.6%
		Civil	195	11%	7.7%	▲	+14	Civil	10.2%	11.4%
		Civil Commitments	11	1%	83.3%	▲	+5	Civil Commitments	0.3%	0.6%
		GRAND TOTAL	1,709	100%	-3.5%	▼	-62	GRAND TOTAL	100%	100%

Dispositions by Division & Code

Division	Case Type Description	Code	Summary	Change	% Change	Absolute Change
Criminal	Misdemeanor	M	210	▲	+16.0%	+29
	Felony	F	121	▲	+37.5%	+33
	Capias	CA	45	▲	+104.5%	+23
	Civil Violation	CV	12	↔		-
	Show Cause	SC	11	▲	+10.0%	+1
	Total		399	▲	27.5%	+86
Traffic	Infraction	I	871	▼	-14.7%	-150
	Misdemeanor	M	213	▼	-9.0%	-21
	Capias	CA	9	▲	+200.0%	+6
	Felony	F	5	↔		-
	Show Cause	SC	4	▼	-50.0%	-4
	Civil Violation	CV	2	▲	-	+2
	Total		1,104	▼	-13.1%	-167
Civil	Warrant in Debt	WD	109	▲	+73.0%	+46
	Garnishment	GA	47	▼	-39.7%	-31
	Other	OT	10	▼	-9.1%	-1
	Preliminary Protective Order	PP	9	▲	+12.5%	+1
	Unlawful Detainer	UD	7	▼	-30.0%	-3
	Detinue	DT	4	▲	+33.3%	+1
	Impoundment	IM	3	▲	-	+3
	Overweight	OC	2	▲	+100.0%	+1
	Protective Order	PO	2	▼	-50.0%	-2
	Abstract	AJ	1	↔		-
	Admin License	AL	1	↔		-
	Restricted Operators License	RL	0	▼	-100.0%	-1
	Total		195	▲	7.7%	+14
Civil Commitments	Temporary Detention Order	TD	6	▲	+200.0%	+4
	Emergency Custody Order	EC	5	▲	+25.0%	+1
	Total		11	▲	83.3%	+5
GRAND TOTAL			1,709	▼	-3.5%	-62

Dispositions by Major Case Category**

Category	Summary	Change	% Change	Absolute Change
Felony	126	▲	+35.5%	+33
Garnishment	47	▼	-39.7%	-31
General Civil	114	▲	+70.1%	+47
Infraction/Civil Violation	887	▲	-14.2%	-147
Landlord /Tenant	7	▼	-30.0%	-3
Misdemeanor	423	▼	+1.7%	+7
Other	94	▲	+54.1%	+33
Protective Orders	11	▼	-8.3%	-1
GRAND TOTAL	1,709	▼	-3.5%	-62

2025 Overall GRAND TOTAL		Distribution of Caseload			Change*		Percentage (%) of Caseload		
<div>2025 <div></div></div> <div>2024 <div></div></div> <div>-457 -14.7%</div> <div>↓</div>	2,659	Criminal	841	32%	1.9% ▲	+16	Criminal	2024 26.5%	2025 31.6%
		Traffic	1,143	43%	-30.0% ▼	-490	Traffic	52.4%	43.0%
		Civil	647	24%	3.0% ▲	+19	Civil	20.2%	24.3%
		Civil Commitments	28	1%	-6.7% ▼	-2	Civil Commitments	1.0%	1.1%
		GRAND TOTAL	2,659	100%	-14.7% ▼	-457	GRAND TOTAL	100%	100%

Dispositions by Division & Code

Division	Case Type Description	Code	Summary	Change	% Change	Absolute Change
Criminal	Misdemeanor	M	536	▼	-2.5%	-14
	Felony	F	129	▲	+24.0%	+25
	Capias	CA	110	▲	+19.6%	+18
	Show Cause	SC	60	▼	-7.7%	-5
	Civil Violation	CV	6	▼	-57.1%	-8
	Total		841	▲	1.9%	+16
Traffic	Infraction	I	797	▼	-29.5%	-333
	Misdemeanor	M	312	▼	-29.7%	-132
	Capias	CA	15	▼	-42.3%	-11
	Show Cause	SC	13	▼	-51.9%	-14
	Felony	F	6	▲	+20.0%	+1
	Civil Violation	CV	0	▼	-100.0%	-1
	Total		1,143	▼	-30.0%	-490
Civil	Warrant in Debt	WD	280	▲	+31.5%	+67
	Garnishment	GA	141	▼	-31.2%	-64
	Other	OT	66	▼	-5.7%	-4
	Unlawful Detainer	UD	66	▼	-1.5%	-1
	Preliminary Protective Order	PP	31	▲	+24.0%	+6
	Protective Order	PO	25	▲	+78.6%	+11
	Admin License	AL	7	▲	+75.0%	+3
	Detinue	DT	7	↔		-
	Impoundment	IM	6	↔		-
	Abstract	AJ	4	▲	-	+4
	Overweight	OC	4	▲	-	+4
	Motion for Judgment	MJ	3	▲	+200.0%	+2
	Restricted Operators License	RL	2	↔		-
	Bond Forfeiture	BF	1	▼	-83.3%	-5
	Interrogatory	IN	1	▼	-50.0%	-1
	Petition-Restore Arms	PR	1	▲	-	+1
	Show Cause	SC	1	▼	-80.0%	-4
	Tenants Assertion	TA	1	↔		-
	Total		647	▲	3.0%	+19
Civil Commitments	Emergency Custody Order	EC	16	▲	+14.3%	+2
	Temporary Detention Order	TD	12	▼	-14.3%	-2
	Mental Commitment	MC	0	▼	-100.0%	-1
	Other	OT	0	▼	-100.0%	-1
	Total		28	▼	-6.7%	-2
GRAND TOTAL			2,659	▼	-14.7%	-457

Dispositions by Major Case Category**

Category	Summary	Change	% Change	Absolute Change
Felony	135	▲	+23.9%	+26
Garnishment	142	▼	-31.4%	-65
General Civil	300	▲	+29.9%	+69
Infraction/Civil Violation	807	▲	-29.5%	-338
Involuntary Civil Commitments	0	▼	-100.0%	-1
Landlord /Tenant	67	▼	-1.5%	-1

Misdemeanor	850	▼	-14.7%	-146
Other	302	▲	-5.6%	-18
Protective Orders	56	▲	+43.6%	+17
<i>GRAND TOTAL</i>	2,659	▼	-14.7%	-457

2025 Overall GRAND TOTAL		Distribution of Caseload			Change*		Percentage (%) of Caseload		
<div>2025 <div></div></div> <div>2024 <div></div></div> <div>↑</div>	<div>30,273</div> <div>+1,092</div> <div>3.7%</div>	Criminal	5,065	17%	8.2%	▲	+385	Criminal	2024 16.0% 2025 16.7%
		Traffic	16,745	55%	-2.7%	▼	-459	Traffic	59.0% 55.3%
		Civil	8,180	27%	16.2%	▲	+1,142	Civil	24.1% 27.0%
		Civil Commitments	283	1%	9.3%	▲	+24	Civil Commitments	0.9% 0.9%
		GRAND TOTAL	30,273	100%	3.7%	▲	+1,092	GRAND TOTAL	100% 100%

Dispositions by Division & Code

Division	Case Type Description	Code	Summary	Change	% Change	Absolute Change
Criminal	Misdemeanor	M	2,504	▲	+8.1%	+188
	Felony	F	1,186	▲	+1.0%	+12
	Capias	CA	1,045	▲	+24.4%	+205
	Show Cause	SC	232	▲	+10.5%	+22
	Civil Violation	CV	98	▼	-30.0%	-42
	Total		5,065	▲	8.2%	+385
Traffic	Infraction	I	13,542	▼	-4.0%	-567
	Misdemeanor	M	2,972	▲	+1.4%	+42
	Civil Violation	CV	64	▲	+178.3%	+41
	Capias	CA	63	▲	+3.3%	+2
	Felony	F	58	▲	+31.8%	+14
	Other	O	23	▲	+109.1%	+12
	Show Cause	SC	20	▲	+25.0%	+4
	Restricted Operators License	RL	3	▼	-70.0%	-7
	Total		16,745	▼	-2.7%	-459
Civil	Warrant in Debt	WD	3,759	▲	+34.5%	+965
	Garnishment	GA	2,009	▲	+19.9%	+334
	Unlawful Detainer	UD	1,410	▲	+1.1%	+15
	Admin License	AL	188	▼	-21.0%	-50
	Show Cause	SC	172	▲	+59.3%	+64
	Other	OT	129	▼	-27.5%	-49
	Zoning Violation	ZO	121	▼	-32.0%	-57
	Interrogatory	IN	101	▲	+29.5%	+23
	Protective Order	PO	93	↔		-
	Preliminary Protective Order	PP	92	▼	-16.4%	-18
	Impoundment	IM	32	▼	-17.9%	-7
	Abstract	AJ	24	▼	-71.1%	-59
	Detinue	DT	14	▲	+133.3%	+8
	Overweight	OC	13	▼	-7.1%	-1
	Tenants Assertion	TA	12	▼	-7.7%	-1
	Counterclaim	CC	5	▼	-68.8%	-11
	Capias	CA	2	▼	-66.7%	-4
	Motion for Judgment	MJ	2	▼	-71.4%	-5
	Bond Forfeiture	BF	1	▼	-50.0%	-1
	Motor Carrier	MC	1	▼	-50.0%	-1
	Petition-Restore Arms	PR	0	▼	-100.0%	-2
	Third Party Claim	TH	0	▼	-100.0%	-1
	Total		8,180	▲	16.2%	+1,142
Civil Commitments	Temporary Detention Order	TD	144	▲	+19.0%	+23
	Mental Commitment	MC	117	▲	+12.5%	+13
	Emergency Custody Order	EC	21	▼	-22.2%	-6
	Petition	PT	1	▼	-83.3%	-5
	Medical Emergency Custody Order	ME	0	▼	-100.0%	-1
	Total		283	▲	9.3%	+24
GRAND TOTAL			30,273	▲	3.7%	+1,092

Dispositions by Major Case Category**

Category	Summary	Change	% Change	Absolute Change
Felony	1,244	▲	+2.1%	+26
Garnishment	2,110	▲	+20.4%	+357
General Civil	3,837	▼	+31.8%	+926
Infraction/Civil Violation	13,741	▲	-3.9%	-558
Involuntary Civil Commitments	1	▼	-83.3%	-5
Landlord /Tenant	1,422	▼	+1.0%	+14
Misdemeanor	5,600	▼	+3.1%	+166
Other	2,133	▼	+9.4%	+184
Protective Orders	185	▼	-8.9%	-18
GRAND TOTAL	30,273	▲	3.7%	+1,092

2025 Overall GRAND TOTAL		Distribution of Caseload			Change*		Percentage (%) of Caseload						
2025	3,733	<div><div></div></div>	-111	-2.9%	↓	Criminal	331	9%	13.0% ▲	+38	Criminal	20247.6%	20258.9%
						Traffic	2,540	68%	-9.3% ▼	-259	Traffic	72.8%	68.0%
2024		<div><div></div></div>				Civil	844	23%	16.9% ▲	+122	Civil	18.8%	22.6%
						Civil Commitments	18	0%	-40.0% ▼	-12	Civil Commitments	0.8%	0.5%
						GRAND TOTAL	3,733	100%	-2.9% ▼	-111	GRAND TOTAL	100%	100%

Dispositions by Division & Code

Division	Case Type Description	Code	Summary	Change	% Change	Absolute Change
Criminal	Misdemeanor	M	204	▲	+1.5%	+3
	Felony	F	68	▲	+51.1%	+23
	Capias	CA	25	▲	+92.3%	+12
	Show Cause	SC	21	▼	-19.2%	-5
	Civil Violation	CV	13	▲	+62.5%	+5
	Total		331	▲	13.0%	+38
Traffic	Infraction	I	1,975	▼	-7.6%	-162
	Misdemeanor	M	547	▼	-14.7%	-94
	Capias	CA	11	▲	+22.2%	+2
	Felony	F	5	▼	-28.6%	-2
	Civil Violation	CV	1	▲	-	+1
	Show Cause	SC	1	▼	-80.0%	-4
	Total		2,540	▼	-9.3%	-259
Civil	Warrant in Debt	WD	433	▲	+51.9%	+148
	Garnishment	GA	284	▲	+1.4%	+4
	Unlawful Detainer	UD	50	▼	-10.7%	-6
	Other	OT	25	▼	+4.2%	+1
	Preliminary Protective Order	PP	16	▲	+14.3%	+2
	Abstract	AJ	11	▲	+1,000.0%	+10
	Detinue	DT	9	▼	-57.1%	-12
	Protective Order	PO	8	▼	-52.9%	-9
	Admin License	AL	5	▼	-37.5%	-3
	Impoundment	IM	1	▼	-85.7%	-6
	Interrogatory	IN	1	▲	-	+1
	Show Cause	SC	1	▲	-	+1
	Motion for Judgment	MJ	0	▼	-100.0%	-1
	Overweight	OC	0	▼	-100.0%	-5
	Restricted Operators License	RL	0	▼	-100.0%	-1
	Tenants Assertion	TA	0	▼	-100.0%	-1
	Third Party Claim	TH	0	▼	-100.0%	-1
	Total		844	▲	16.9%	+122
Civil Commitments	Temporary Detention Order	TD	14	▼	-36.4%	-8
	Emergency Custody Order	EC	4	▼	-42.9%	-3
	Mental Commitment	MC	0	▼	-100.0%	-1
	Total		18	▼	-40.0%	-12
GRAND TOTAL			3,733	▼	-2.9%	-111

Dispositions by Major Case Category**

Category	Summary	Change	% Change	Absolute Change
Felony	73	▲	+40.4%	+21
Garnishment	285	▲	+1.8%	+5
General Civil	442	▼	+41.7%	+130
Infraction/Civil Violation	1,989	▲	-7.5%	-161
Landlord /Tenant	50	▼	-12.3%	-7
Misdemeanor	751	▼	-10.9%	-92
Other	119	▲		0

Protective Orders	24	▼	-22.6%	-7
<i>GRAND TOTAL</i>	3,733	▼	-2.9%	-111

2025 Overall GRAND TOTAL		Distribution of Caseload			Change*		Percentage (%) of Caseload			
<div>2025 <div></div></div> <div>2024 <div></div></div> <div><div>5,754</div><div>-1,582</div><div>-21.6%</div><div></div></div>		Criminal	128	2%	-37.3%	▼	-76	Criminal	2.8%	2.2%
		Traffic	5,457	95%	-21.0%	▼	-1,451	Traffic	94.2%	94.8%
		Civil	166	3%	-25.2%	▼	-56	Civil	3.0%	2.9%
		Civil Commitments	3	0%	50.0%	▲	+1	Civil Commitments	0.0%	0.1%
		GRAND TOTAL	5,754	100%	-21.6%	▼	-1,582	GRAND TOTAL	100%	100%

Dispositions by Division & Code

Division	Case Type Description	Code	Summary	Change	% Change	Absolute Change
Criminal	Misdemeanor	M	69	▼	-42.5%	-51
	Felony	F	36	▼	-47.1%	-32
	Capias	CA	11	▲	+120.0%	+6
	Show Cause	SC	9	▲	+12.5%	+1
	Civil Violation	CV	3	↔		-
	Total		128	▼	-37.3%	-76
Traffic	Infraction	I	4,516	▼	-22.0%	-1,273
	Misdemeanor	M	904	▼	-16.1%	-174
	Capias	CA	29	▼	-6.5%	-2
	Felony	F	5	▼	-28.6%	-2
	Show Cause	SC	3	↔		-
	Total		5,457	▼	-21.0%	-1,451
Civil	Warrant in Debt	WD	89	▼	-7.3%	-7
	Garnishment	GA	41	▼	-29.3%	-17
	Other	OT	14	▼	-30.0%	-6
	Unlawful Detainer	UD	14	▼	-30.0%	-6
	Preliminary Protective Order	PP	4	▼	-33.3%	-2
	Protective Order	PO	3	▼	-25.0%	-1
	Abstract	AJ	1	▼	-66.7%	-2
	Admin License	AL	0	▼	-100.0%	-6
	Detinue	DT	0	▼	-100.0%	-6
	Impoundment	IM	0	▼	-100.0%	-3
	Total		166	▼	-25.2%	-56
Civil Commitments	Temporary Detention Order	TD	3	▲	+200.0%	+2
	Emergency Custody Order	EC	0	▼	-100.0%	-1
	Total		3	▲	50.0%	+1
GRAND TOTAL			5,754	▼	-21.6%	-1,582

Dispositions by Major Case Category**

Category	Summary	Change	% Change	Absolute Change
Felony	41	▼	-45.3%	-34
Garnishment	41	▼	-29.3%	-17
General Civil	89	▼	-14.4%	-15
Infraction/Civil Violation	4,519	▼	-22.0%	-1,273
Landlord /Tenant	14	▼	-30.0%	-6
Misdemeanor	973	▼	-18.8%	-225
Other	70	▼	-11.4%	-9
Protective Orders	7	▼	-30.0%	-3
GRAND TOTAL	5,754	▼	-21.6%	-1,582